

# Product Information 1/2021

- Residual current circuit-breakers
- RCCBs with overcurrent protection
- Circuit-Breakers with residual current trip
- Modular residual current devices
- Residual current monitors
- Miniature circuit-breakers
- Load disconnectors, installation relays, pulse relays
- Twilight-, float- and pressure switches



# Product Information 1/2021

## Contents

Category	Contents	Page		
	Your contact partners here at Doepke	6		
	Comparison of AC-DC sensitive residual current circuit-breakers	8		
	Informations concerning fire protection/HD series/Neutral on right	8		
	Guidelines for the selection of residual current circuit-breakers	9		
Residual current circuit-breakers (RCCB)	Typ A	■ sensitive to pulsating currents	10	
	Typ A S	■ sensitive to pulsating currents and selective	12	
	Typ A KV	■ sensitive to puls. curr. and incr. surge curr. resistant	14	
	Typ A EV	■ sensitive to puls. curr. w/DC triggering 6 mA for electromobility	16	
	Typ A FT	■ sensitive to pulsating currents with remote-trip function	17	
	Typ A W	■ sensitive to pulsating currents for point heaters	18	
	Typ A V	■ sensitive to puls. currents for mains of 200 V - 500 V	19	
	Typ A Twin	■ sensitive to pulsating currents, Twin-Design	20	
	Typ A KV Twin	■ sensitive to puls. curr., Twin-design, incr. surge curr. resistant	21	
	Typ A S Twin	■ sensitive to pulsating currents, Twin-design, selective	22	
	Typ A NA	■ sensitive to puls. currents, emergency stop function	22	
	Typ A ST/STR	■ sensitive to puls. currents, self test, reclosing	22	
		Typ AC	■ sensitive to residual currents	24
		Typ AC S	■ sensitive to residual currents, selective	26
		Typ AC FT	■ sensitive to residual currents, with remote-trip function	27
		Typ AC Hz	■ sensitive to residual currents, for frequencies ≠ 50 Hz	28
		Typ AC W	■ sensitive to residual currents, for point heaters	29
		Typ F	■ mixed frequency sensitive	30
		Typ F EV	■ mixed frequency, for electromobility	32
		Typ F EV HD	■ mixed frequency, for electromobility, heavy duty	32
		Typ F Audio	■ mixed frequency, for audio systems	32
		Typ B SK	■ AC-DC sensitive	33
		Typ B SK MI	■ AC-DC sensitive for mobile installations	35
		Typ B SK S	■ AC-DC sensitive, selective	35
		Typ B SK S V	■ AC-DC sens. and selective for mains of 200 V - 500 V	36
		Typ B SK V	■ AC-DC sensitive for mains of 200 V - 500 V	37
		Typ B SK NA	■ AC-DC sens., emergency stop function	38
		Typ B+	■ AC-DC sensitive	38
		Typ B+ MI	■ AC-DC sensitive, for mobile installations	40
		Typ B NK	■ AC-DC sensitive	40
		Typ B NK S	■ AC-DC sensitive, selective	42
		Typ B NK V	■ AC-DC sensitive for mains of 200 V - 500 V	43
	Accessories		106, 123, 124	
Distributors	mobile distributors		44	
Moulded case circuit-breakers (MCCB)	Typ A	■ sensitive to pulsating currents	44	
Modular residual current protective devices (MRCD)	Typ A	■ sensitive to pulsating currents	45	
RCCBs with overcurrent protection (RCBO)	Typ A	■ sensitive to pulsating currents	45	
	Typ AC	■ sensitive to residual currents	46	
	Typ A KV	■ sensitive to pulsating currents, short time delayed	47	
	Typ F	■ mixed frequency sensitive	49	
	Typ B SK	■ AC-DC sensitive	50	
	Typ B NK	■ AC-DC sensitive	54	
	Typ B+	■ AC-DC sensitive	58	

Category	Contents	Page
Circuit-Breakers with residual current device (CBR)	Typ A <span style="color: green;">■</span> sensitive to pulsating currents	60
	Typ B SK <span style="color: red;">■</span> AC-DC sensitive	60
	Typ B NK <span style="color: red;">■</span> AC-DC sensitive	61
	Accessories	124
Residual current monitors (RCM)	Typ A <span style="color: green;">■</span> sensitive to pulsating currents	62
	Typ B <span style="color: red;">■</span> AC-DC sensitive	62
Residual current transformers (DCT)	Typ A <span style="color: green;">■</span> sensitive to pulsating currents	62
Miniature circuit-breakers (MCB)	DLS 6 h <span style="color: teal;">■</span> for commercial sector applications, 6 kA	63
	DLS 6 hdc <span style="color: teal;">■</span> for DC circuits, 6 kA	67
	DLS 6 hsl <span style="color: teal;">■</span> for commercial sector applications, screwless, 6 kA	68
	DLS 6 i <span style="color: blue;">■</span> for industrial use, 10 kA	70
	DLS 8 <span style="color: blue;">■</span> certified according to UL 508	94
	DLS 9 AC <span style="color: blue;">■</span> certified according to UL 489, AC	99
	DLS 9 DC <span style="color: blue;">■</span> certified according to UL 489, DC	103
	DMCB 2 <span style="color: blue;">■</span> for industrial facilities, up to 25 kA	105
	ELS <span style="color: teal;">■</span> compact design	105
Accessories	123, 125	
Automatic reclosing devices (ARD)	DFA remote actuators	106
Wiring components	RCCB/MCB busbars	107
	RCCB/MCB busbars cut-to-length	108
	Adapter rails	108
	DIN interconnecting rails	108
	Do busbars	109
	Accessories	126
Master disconnectors	Do master disconnecter Tytan	110
	Do master disconnecter Coron 2	111
Switches and buttons	Load disconnectors	111
	Pulse relays (remote switches)	113
	Group switches	113
	Control buttons, control buttons with LED	114
Relays	Installation relays, Time relays, Stairway time switches	115
Time switches	Electro-mechanical time switches	115
	Electronic time switches	116
Contactors	Installation contactors	117
Monitoring devices	Undervoltage measuring relays	118
	Load shedding relays	118
	Mains field relays	118
Physical control units	Twilight switches	118
	Pressure switches	119
	Float switches	119
Indicating, signalling and measuring devices	Residual current analysis systems	120
	Indicator lamps	120
Others	Flush-mounted sockets	120
Building management technology	Cross-system components	121
Accessories	Accessories of all products listed above	122 - 129
Appendix	General conditions	130
	Index of article numbers	135
	Index of products	143

# Your contact partners here at Doepke

## Management

### Andreas Müller

Managing Director/Share Holder

@ - andreas.mueller@doepke.de  
T - +49 (0) 49 31 18 06-800  
F - +49 (0) 49 31 18 06-129  
M - +49 (0) 176 1 22 55 88 4



### Anne Hänfler

Secretariat

@ - anne.haenfler@doepke.de  
T - +49 (0) 49 31 18 06-153  
F - +49 (0) 49 31 18 06-129



### Gerhard Janssen

Head of Export Sales

@ - gerhard.janssen@doepke.de  
T - +49 (0) 49 31 18 06-813  
F - +49 (0) 49 31 18 06-101  
M - +49 (0) 151 40 21 38 50



### Denise Janssen

Sales Department

@ - denise.janssen@doepke.de  
T - +49 (0) 49 31 18 06-807  
F - +49 (0) 49 31 18 06-101



### Sabine Wolf

Sales Department

@ - sabine.wolf@doepke.de  
T - +49 (0) 49 31 18 06-804  
F - +49 (0) 49 31 18 06-101



### Stefan Davids

Head of Sales Promotion

@ - stefan.davids@doepke.de  
T - +49 (0) 49 31 18 06-825  
F - +49 (0) 49 31 18 06-101  
M - +49 (0) 176 1 22 55 88 6



### Holger Meier

Sales Promotion East

@ - holger.meier@doepke.de  
T - +49 (0) 3 72 98 17 31 23  
M - +49 (0) 151 40 21 38 41



## Secretary/Head Office

### Martina Langer

Head Office

@ - martina.langer@doepke.de  
T - +49 (0) 49 31 18 06-150  
F - +49 (0) 49 31 18 06-129



### Tanja Heidemann

Head Office

@ - tanja.heidemann@doepke.de  
T - +49 (0) 49 31 18 06-152  
F - +49 (0) 49 31 18 06-155



### Stefan Eilerts

Asst. of Sales Management/  
Export

@ - stefan.eilerts@doepke.de  
T - +49 (0) 49 31 18 06-810  
F - +49 (0) 49 31 18 06-101



### Tomke Müller

Sales Department

@ - tomke.mueller@doepke.de  
T - +49 (0) 49 31 18 06-818  
F - +49 (0) 49 31 18 06-101



### Daniel Raue

Production Planning

@ - daniel.raue@doepke.de  
T - +49 (0) 49 31 18 06-805  
F - +49 (0) 49 31 18 06-101



### Mario Sembritzki

Head of industrial Sales  
Promotion

@ - mario.sembritzki@doepke.de  
M - +49 (0) 1 51 40 21 38 53



### Florian Schmitt

Sales Promotion Southwest/  
South

@ - florian.schmitt@doepke.de  
F - +49 (0) 49 31 18 06-101  
M - +49 (0) 151 40 21 38 51



### Petra Ranf

Head Office

@ - petra.ranf@doepke.de  
T - +49 (0) 49 31 18 06-152  
F - +49 (0) 49 31 18 06-155



### Nicole Heyen

Head of Domestic Sales

@ - nicole.heyen@doepke.de  
T - +49 (0) 49 31 18 06-850  
F - +49 (0) 49 31 18 06-101  
M - +49 (0) 176 1 22 55 89 0



### Sarah Wolthoff

Sales Department

@ - sarah.wolthoff@doepke.de  
T - +49 (0) 49 31 18 06-815  
F - +49 (0) 49 31 18 06-101



### Sandy Müller

Sales Department

@ - sandy.mueller@doepke.de  
T - +49 (0) 49 31 18 06-811  
F - +49 (0) 49 31 18 06-101



### Elke Blonn

Production Planning

@ - elke.blonn@doepke.de  
T - +49 (0) 49 31 18 06-814  
F - +49 (0) 49 31 18 06-101



### Stefan Ahrling

Sales Promotion West

@ - stefan.ahrling@doepke.de  
T - +49 (0) 26 84 9 57 89 35  
M - +49 (0) 176 1 22 55 88 9



### Ralf Bruns

Sales Promotion North

@ - ralf.bruns@doepke.de  
M - +49 (0) 176 1 22 55 88 5



## Sales

## Sales Promotion

## Marketing

**Johann Meints**  
Head of Marketing



@ - johann.meints@doepke.de  
T - +49 (0) 49 31 18 06-830  
F - +49 (0) 49 31 18 06-809  
M - +49 (0) 176 1 22 55 88 3

**Julia Grothe**  
Marketing communication



@ - julia.grothe@doepke.de  
T - +49 (0) 49 31 18 06-832  
F - +49 (0) 49 31 18 06-809

## Product Management

**Melanie Brandes**  
Team Leader Product Management



@ - melanie.brandes@doepke.de  
T - +49 (0) 49 31 18 06-826  
F - +49 (0) 49 31 18 06-808

**Reinhard Esen**  
Product Management



@ - reinhard.esen@doepke.de  
T - +49 (0) 49 31 18 06-839  
F - +49 (0) 49 31 18 06-808

**Marcus Häbel**  
Technical Support



@ - marcus.haebel@doepke.de  
T - +49 (0) 49 31 18 06-821  
F - +49 (0) 49 31 18 06-808

## Quality Management

**Siegbert Caspers**  
Head of Quality Management



@ - siegbert.caspers@doepke.de  
T - +49 (0) 49 31 18 06-680  
F - +49 (0) 49 31 18 06-202

**Maite Jelken**  
Team Leader Marketing



@ - maite.jelken@doepke.de  
T - +49 (0) 49 31 18 06-838  
F - +49 (0) 49 31 18 06-809  
M - +49 (0) 151 40 21 33 23

**Katharina Silo**  
Marketing communication



@ - katharina.silo@doepke.de  
T - +49 (0) 49 31 18 06-822  
F - +49 (0) 49 31 18 06-809

**Holger Freese**  
Product Management



@ - holger.freese@doepke.de  
T - +49 (0) 49 31 18 06-819  
F - +49 (0) 49 31 18 06-808

**Heiko Hagen**  
Product Management



@ - heiko.hagen@doepke.de  
T - +49 (0) 49 31 18 06-843  
F - +49 (0) 49 31 18 06-808

## Controlling

**Gerd Ewen**  
Head of Business Administration



@ - gerd.ewen@doepke.de  
T - +49 (0) 49 31 18 06-125  
F - +49 (0) 49 31 18 06-126

## Returns

**Hans-Werner Janssen**  
Product returns analysis



@ - hans-werner.janssen@doepke.de  
T - +49 (0) 49 31 18 06-681  
F - +49 (0) 49 31 18 06-626

**Folkert Daniels**  
Product Marketing Management



@ - folkert.daniels@doepke.de  
T - +49 (0) 49 31 18 06-834  
F - +49 (0) 49 31 18 06-809  
M - +49 (0) 151 40 21 33 21

**Jochen Janßen**  
Head of Digitisation



@ - jochen.janssen@doepke.de  
T - +49 (0) 49 31 18 06-820  
F - +49 (0) 49 31 18 06-809  
M - +49 (0) 176 1 22 55 88 2

**Heino Thoben-Mescher**  
Product Management



@ - heino.thoben-mescher@doepke.de  
T - +49 (0) 49 31 18 06-823  
F - +49 (0) 49 31 18 06-808

**Kerstin Debelts**  
Product Management Service



@ - kerstin.debelts@doepke.de  
T - +49 (0) 49 31 18 06-836  
F - +49 (0) 49 31 18 06-808

## Purchasing

**Michael de Buhr**  
Head of Purchasing



@ - michael.de.buhr@doepke.de  
T - +49 (0) 49 31 18 06-271  
F - +49 (0) 49 31 18 06-202  
M - +49 (0) 151 40 21 38 45

**Hedda Schoffermann**  
Complaints



@ - hedda.schoffermann@doepke.de  
T - +49 (0) 49 31 18 06-244  
F - +49 (0) 49 31 18 06-626



**Central Switchboard:**  
+49 (0) 4931 1806-0 or  
info@doepke.de

**Hotline Product Services:**  
+49 (0) 4931 1806-888 or  
support@doepke.de

## Comparison of AC-DC sensitive residual current circuit-breakers

Many standards, regulations and directives demand the provision of a Type B AC-DC sensitive residual current circuit-breaker (RCCB). Wherever three-phase electronic equipment is connected to mains without electrical isolation, AC-DC sensitive residual current circuit-breakers must be employed. There are, however, also cases in the 230 V mains net where they are applicable, e. g. photovoltaic (solar energy) installations with inverters lacking a transformer.

Pumping stations, air conditioning and ventilation facilities, escalators, welding equipment, medical/technical equipment, UPS and photovoltaic installations, agricultural and work premises with potential fire hazard, lecture rooms with experimentation facilities, exhibitors' mobile shops. These are a few examples where – because mainly pulsed equipment is employed for the power control in such installations (e. g. frequency converters) – the use of residual current circuit-breakers is imperative. To select the correct RCCB for each individual application, we offer you three different tripping characteristics within the area of AC-DC sensitive RCCBs.

SK

### Model range SK

In many electrical installations, such as e. g. in construction site power distributors, fire protection plays a secondary role. Here it is often the case that only fault protection and high availability of plant are demanded. Due to the lower response sensitivity at higher frequencies, there are few equipment-related unwanted tripping incidents. The devices in the SK model range conform to the Standard E DIN VDE 0664-100.

**Protection for installations for which fire protection is not mandatory.**

#### Informations concerning fire protection

In contrast to the Standard E DIN VDE 0664-100, in which tripping thresholds for residual currents up to max. 2 kHz are defined, the Standard VDE 0664-400 specifies an upper limit of 420 mA for the tripping thresholds of residual currents up to max. 20 kHz.

With this the Standard also satisfies the requirements of insurers (see also VdS 3501) in order to comply in most cases with a defined fire protection in respect of installations with electronic equipment such as e. g. frequency converters. RCCBs suitable for this purpose are with rated residual operating currents up to and including 300 mA.

Increasingly, electronic equipment is being employed which, in the event of a fault, could also generate residual currents with frequencies above 20 kHz, which latter are not taken into consideration in the new standard.

### Standards and directives for employing Type B residual current circuit-breakers

**VDE 0100-530:** Erection of low voltage installations: selection and installation of electrical equipment, switch and control devices

**VDE 0100-420:** Low voltage electrical installations: protection for safety - protection against thermal effects

**VDE 0100-704:** Requirements for work premises, rooms and special types of installations – construction sites

**VDE 0100-712:** Requirements for work premises, rooms and special types of installations; solar energy, photovoltaic power supply systems (new)

**VDE 0100-723:** Requirements for work premises, rooms and special types of installations: lecture rooms with experimentation facilities

**DGUV-Information 203-006 (BGI 608):**

Selection and operation of electrical installations and equipment on construction sites

**VdS 3501:** Isolation protection in electrical installations with electronic equipment – RCD and frequency converters

**VdS 3145:** Photovoltaic installations – Technical Guidelines

B+

### Model range B+

The B+ model range is based on the new VDE 0664-400 Standard. Compared to residual current circuit-breakers of the SK model range, these devices will trip when residual currents up to max. 20 kHz occur within an upper response limit of 420 mA. Thus, they offer a fire protection up to 20 kHz.

**Fire protection for installations up to max. 20 kHz.**

NK

### Model range NK

The NK model range guarantees classic fire protection from 300 mA at frequencies up to 100 kHz and thereby substantially exceeds the requirements of the new Standard for Type B+ residual current circuit-breakers (RCCBs). It is thus the optimum protection for installations with residual currents at high frequencies. It is thus the optimum protection for installations with residual currents at high frequencies. These devices comply with DIN VDE 0664-400, E DIN VDE 0664-100 and IEC 62423 Ed. 2.

**The most reliable fire protection with high frequencies. Ideal for work premises subject to fire hazard.**

#### HD series

All DFS devices are available as HD (Heavy Duty) version. Thanks to their design these circuit-breakers are already specially protected against corrosion. HD devices are extremely resistant to temperature fluctuations and other adverse environmental conditions like noxious gases.

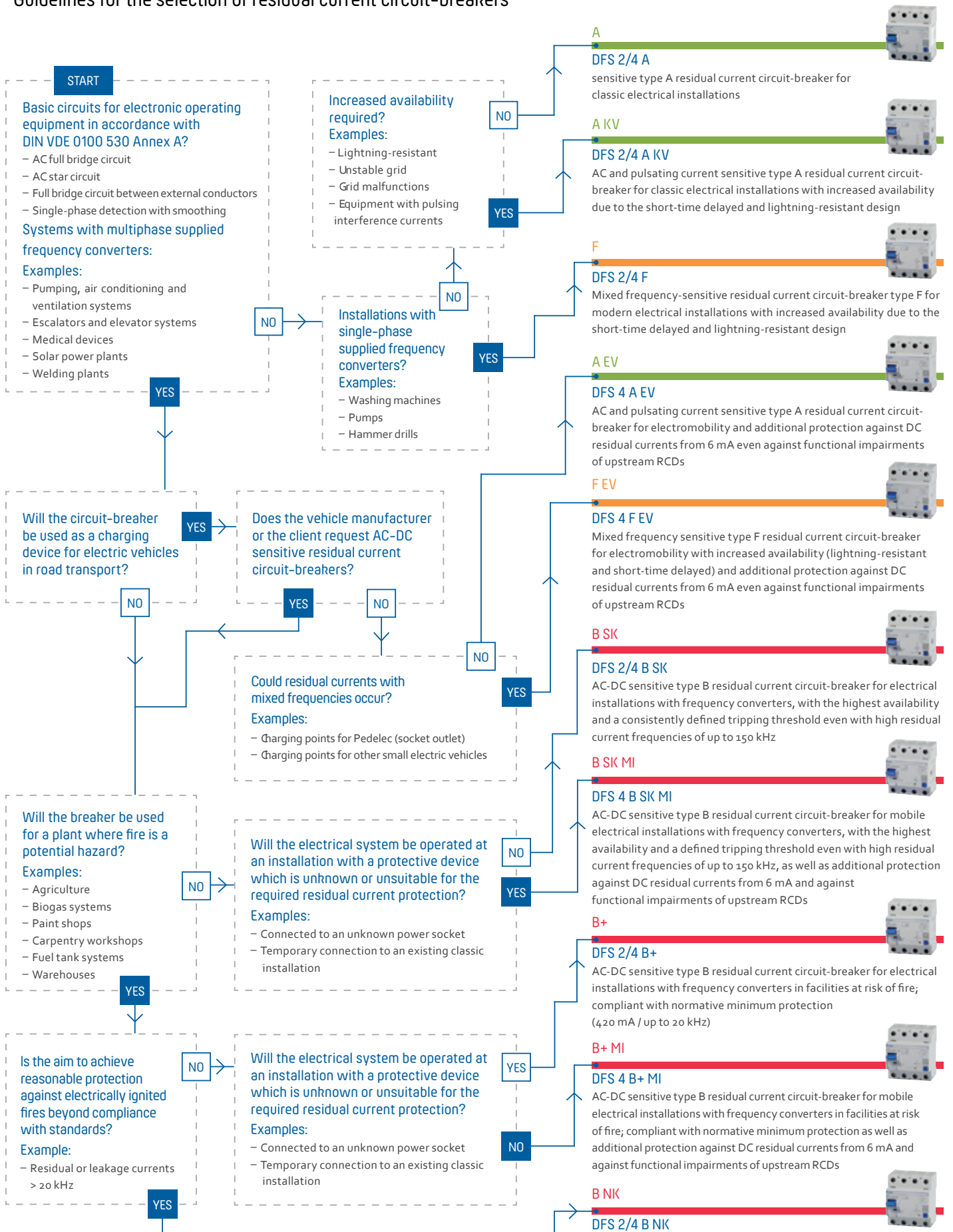
#### Neutral on right

In addition to the HD variant, all devices of the DFS 4 series are available with neutral terminal on the right. This matches the devices of Type A and F from 16 A to 125 A and devices of Type B/B+ from 16 A to 80 A.

**Ordering:** For HD devices, add the suffix „HD“ to the usual ordering number. For neutral on right, add the suffix „R“.



# Guidelines for the selection of residual current circuit-breakers



**Note:**  
The rated residual current has not been included in this diagram – it must be selected in accordance with the intended type of protection. Almost all devices are also available for harsh environments in HD design and with the neutral conductor connection positioned on the right.

## Residual current circuit-breaker (RCCB)

mod. pack. Article No. EAN  
widths units (4014712...)

### Type A



### Residual current circuit-breaker DFS 2 A, 2-pole



sensitive to pulsating and alternating currents Type A

#### 16 A

DFS 2 016-2/0,01-A	$I_{\Delta n} = 0.01 \text{ A}$	2	1/40	09112601	069237
DFS 2 016-2/0,03-A	$I_{\Delta n} = 0.03 \text{ A}$	2	1/40	09114601	069244
DFS 2 016-2/0,10-A	$I_{\Delta n} = 0.10 \text{ A}$	2	1/40	09115601	069251
DFS 2 016-2/0,30-A	$I_{\Delta n} = 0.30 \text{ A}$	2	1/40	09116601	069268
DFS 2 016-2/0,50-A	$I_{\Delta n} = 0.50 \text{ A}$	2	1/40	09117601	069275

#### 25 A

DFS 2 025-2/0,01-A	$I_{\Delta n} = 0.01 \text{ A}$	2	1/40	09122601	069282
DFS 2 025-2/0,03-A	$I_{\Delta n} = 0.03 \text{ A}$	2	1/40	09124601	069299
DFS 2 025-2/0,10-A	$I_{\Delta n} = 0.10 \text{ A}$	2	1/40	09125601	069305
DFS 2 025-2/0,30-A	$I_{\Delta n} = 0.30 \text{ A}$	2	1/40	09126601	069312
DFS 2 025-2/0,50-A	$I_{\Delta n} = 0.50 \text{ A}$	2	1/40	09127601	069329

#### 40 A

DFS 2 040-2/0,01-A	$I_{\Delta n} = 0.01 \text{ A}$	2	1/40	09132601	069336
DFS 2 040-2/0,03-A	$I_{\Delta n} = 0.03 \text{ A}$	2	1/40	09134601	069343
DFS 2 040-2/0,10-A	$I_{\Delta n} = 0.10 \text{ A}$	2	1/40	09135601	069350
DFS 2 040-2/0,30-A	$I_{\Delta n} = 0.30 \text{ A}$	2	1/40	09136601	069367
DFS 2 040-2/0,50-A	$I_{\Delta n} = 0.50 \text{ A}$	2	1/40	09137601	069374

#### 63 A

DFS 2 063-2/0,03-A	$I_{\Delta n} = 0.03 \text{ A}$	2	1/40	09144601	069381
DFS 2 063-2/0,10-A	$I_{\Delta n} = 0.10 \text{ A}$	2	1/40	09145601	069398
DFS 2 063-2/0,30-A	$I_{\Delta n} = 0.30 \text{ A}$	2	1/40	09146601	069404
DFS 2 063-2/0,50-A	$I_{\Delta n} = 0.50 \text{ A}$	2	1/40	09147601	069411

#### 80 A

DFS 2 080-2/0,03-A	$I_{\Delta n} = 0.03 \text{ A}$	2	1/40	09154601	069428
DFS 2 080-2/0,10-A	$I_{\Delta n} = 0.10 \text{ A}$	2	1/40	09155601	069435
DFS 2 080-2/0,30-A	$I_{\Delta n} = 0.30 \text{ A}$	2	1/40	09156601	069442
DFS 2 080-2/0,50-A	$I_{\Delta n} = 0.50 \text{ A}$	2	1/40	09157601	069459

#### 100 A

DFS 2 100-2/0,03-A	$I_{\Delta n} = 0.03 \text{ A}$	2	1/40	09164601	069466
DFS 2 100-2/0,10-A	$I_{\Delta n} = 0.10 \text{ A}$	2	1/40	09165601	069473
DFS 2 100-2/0,30-A	$I_{\Delta n} = 0.30 \text{ A}$	2	1/40	09166601	069480
DFS 2 100-2/0,50-A	$I_{\Delta n} = 0.50 \text{ A}$	2	1/40	09167601	069497

#### 125 A

DFS 2 125-2/0,03-A	$I_{\Delta n} = 0.03 \text{ A}$	2	1/40	09174601	086746
DFS 2 125-2/0,10-A	$I_{\Delta n} = 0.10 \text{ A}$	2	1/40	09175601	086784
DFS 2 125-2/0,30-A	$I_{\Delta n} = 0.30 \text{ A}$	2	1/40	09176601	086821
DFS 2 125-2/0,50-A	$I_{\Delta n} = 0.50 \text{ A}$	2	1/40	09177601	086869

Devices from 30 mA with VDE approval mark, all devices also available in HD design.

Accessories: auxiliary switches DHi, terminal caps KA, software DBS, information stickers HAS, automatic reclosing devices DFA, restart locks WES  
on Page: 106, 123, 124

## Residual current circuit-breaker (RCCB)

mod. widths pack. units Article No. EAN (4014712...)



### Type A



### Residual current circuit-breaker DFS 4 A, 4-pole

sensitive to pulsating and alternating currents Type A

#### 16 A

DFS 4 016-4/0,01-A	$I\Delta_n = 0.01\text{ A}$	4	1/20	09112901	089921
DFS 4 016-4/0,03-A	$I\Delta_n = 0.03\text{ A}$	4	1/20	09114901	089945

#### 25 A

DFS 4 025-4/0,01-A	$I\Delta_n = 0.01\text{ A}$	4	1/20	09122901	089969
DFS 4 025-4/0,03-A	$I\Delta_n = 0.03\text{ A}$	4	1/20	09124901	089983
DFS 4 025-4/0,10-A	$I\Delta_n = 0.10\text{ A}$	4	1/20	09125901	090002
DFS 4 025-4/0,30-A	$I\Delta_n = 0.30\text{ A}$	4	1/20	09126901	199415
DFS 4 025-4/0,50-A	$I\Delta_n = 0.50\text{ A}$	4	1/20	09127901	090040

#### 40 A

DFS 4 040-4/0,03-A	$I\Delta_n = 0.03\text{ A}$	4	1/20	09134901	090064
DFS 4 040-4/0,10-A	$I\Delta_n = 0.10\text{ A}$	4	1/20	09135901	090101
DFS 4 040-4/0,30-A	$I\Delta_n = 0.30\text{ A}$	4	1/20	09136901	091221
DFS 4 040-4/0,50-A	$I\Delta_n = 0.50\text{ A}$	4	1/20	09137901	090125

#### 63 A

DFS 4 063-4/0,03-A	$I\Delta_n = 0.03\text{ A}$	4	1/20	09144901	090149
DFS 4 063-4/0,10-A	$I\Delta_n = 0.10\text{ A}$	4	1/20	09145901	090163
DFS 4 063-4/0,30-A	$I\Delta_n = 0.30\text{ A}$	4	1/20	09146901	090187
DFS 4 063-4/0,50-A	$I\Delta_n = 0.50\text{ A}$	4	1/20	09147901	090200

#### 80 A

DFS 4 080-4/0,03-A	$I\Delta_n = 0.03\text{ A}$	4	1/20	09154901	091238
DFS 4 080-4/0,10-A	$I\Delta_n = 0.10\text{ A}$	4	1/20	09155901	090262
DFS 4 080-4/0,30-A	$I\Delta_n = 0.30\text{ A}$	4	1/20	09156901	090248
DFS 4 080-4/0,50-A	$I\Delta_n = 0.50\text{ A}$	4	1/20	09157901	090286

#### 100 A

DFS 4 100-4/0,03-A	$I\Delta_n = 0.03\text{ A}$	4	1/20	09164901	090309
DFS 4 100-4/0,10-A	$I\Delta_n = 0.10\text{ A}$	4	1/20	09165901	090323
DFS 4 100-4/0,30-A	$I\Delta_n = 0.30\text{ A}$	4	1/20	09166901	090347
DFS 4 100-4/0,50-A	$I\Delta_n = 0.50\text{ A}$	4	1/20	09167901	090361

#### 125 A

DFS 4 125-4/0,03-A	$I\Delta_n = 0.03\text{ A}$	4	1/20	09174901	090385
DFS 4 125-4/0,10-A	$I\Delta_n = 0.10\text{ A}$	4	1/20	09175901	090408
DFS 4 125-4/0,30-A	$I\Delta_n = 0.30\text{ A}$	4	1/20	09176901	090422
DFS 4 125-4/0,50-A	$I\Delta_n = 0.50\text{ A}$	4	1/20	09177901	090446

Devices from 30 mA with VDE approval mark, all devices also available in HD design and with N right.

Accessories: auxiliary switches DHi, terminal caps KA, software DBS, information stickers HAS, automatic reclosing devices DFA, restart locks WES  
on Page: 106, 123, 124

## Residual current circuit-breaker (RCCB)


mod. pack. Article No. EAN  
widths units (4014712...)

**Type A**



### Residual current circuit-breaker DFS 2 A S, 2-pole

sensitive to pulsating and alternating currents Type A, selective



#### 40 A

DFS 2 040-2/0,10-A S	$I_{\Delta n} = 0.10 \text{ A}$	2	1/40	09135605	131057
DFS 2 040-2/0,30-A S	$I_{\Delta n} = 0.30 \text{ A}$	2	1/40	09136605	131071
DFS 2 040-2/0,50-A S	$I_{\Delta n} = 0.50 \text{ A}$	2	1/40	09137605	131095

#### 63 A

DFS 2 063-2/0,10-A S	$I_{\Delta n} = 0.10 \text{ A}$	2	1/40	09145605	116306
DFS 2 063-2/0,30-A S	$I_{\Delta n} = 0.30 \text{ A}$	2	1/40	09146605	116269
DFS 2 063-2/0,50-A S	$I_{\Delta n} = 0.50 \text{ A}$	2	1/40	09147605	116283

#### 80 A

DFS 2 080-2/0,10-A S	$I_{\Delta n} = 0.10 \text{ A}$	2	1/40	09155605	131170
DFS 2 080-2/0,30-A S	$I_{\Delta n} = 0.30 \text{ A}$	2	1/40	09156605	131194
DFS 2 080-2/0,50-A S	$I_{\Delta n} = 0.50 \text{ A}$	2	1/40	09157605	131217

#### 100 A

DFS 2 100-2/0,10-A S	$I_{\Delta n} = 0.10 \text{ A}$	2	1/40	09165605	131231
DFS 2 100-2/0,30-A S	$I_{\Delta n} = 0.30 \text{ A}$	2	1/40	09166605	135048
DFS 2 100-2/0,50-A S	$I_{\Delta n} = 0.50 \text{ A}$	2	1/40	09167605	131279

#### 125 A

DFS 2 125-2/0,10-A S	$I_{\Delta n} = 0.10 \text{ A}$	2	1/40	09175605	131293
DFS 2 125-2/0,30-A S	$I_{\Delta n} = 0.30 \text{ A}$	2	1/40	09176605	132771
DFS 2 125-2/0,50-A S	$I_{\Delta n} = 0.50 \text{ A}$	2	1/40	09177605	131330

All devices also available in HD design.

Accessories: auxiliary switches DHi, terminal caps KA, software DBS, information stickers HAS, automatic reclosing devices DFA, restart locks WES  
on Page: 106, 123, 124

## Residual current circuit-breaker (RCCB)

mod. widths    pack. units    Article No.    EAN (4014712...)



### Type A



### Residual current circuit-breaker DFS 4 A S, 4-pole

sensitive to pulsating and alternating currents Type A, selective

#### 40 A

DFS 4 040-4/0,10-A S	$I_{\Delta n} = 0.10 \text{ A}$	4	1/20	09135905	131651
DFS 4 040-4/0,30-A S	$I_{\Delta n} = 0.30 \text{ A}$	4	1/20	09136905	091184
DFS 4 040-4/0,50-A S	$I_{\Delta n} = 0.50 \text{ A}$	4	1/20	09137905	091207
DFS 4 040-4/1,00-A S	$I_{\Delta n} = 1.00 \text{ A}$	4	1/20	09138905	157675

#### 63 A

DFS 4 063-4/0,10-A S	$I_{\Delta n} = 0.10 \text{ A}$	4	1/20	09145905	131675
DFS 4 063-4/0,30-A S	$I_{\Delta n} = 0.30 \text{ A}$	4	1/20	09146905	091269
DFS 4 063-4/0,50-A S	$I_{\Delta n} = 0.50 \text{ A}$	4	1/20	09147905	091283
DFS 4 063-4/1,00-A S	$I_{\Delta n} = 1.00 \text{ A}$	4	1/20	09148905	157699

#### 80 A

DFS 4 080-4/0,10-A S	$I_{\Delta n} = 0.10 \text{ A}$	4	1/20	09155905	131699
DFS 4 080-4/0,30-A S	$I_{\Delta n} = 0.30 \text{ A}$	4	1/20	09156905	091344
DFS 4 080-4/0,50-A S	$I_{\Delta n} = 0.50 \text{ A}$	4	1/20	09157905	091368
DFS 4 080-4/1,00-A S	$I_{\Delta n} = 1.00 \text{ A}$	4	1/20	09158905	091009

#### 100 A

DFS 4 100-4/0,10-A S	$I_{\Delta n} = 0.10 \text{ A}$	4	1/20	09165905	131712
DFS 4 100-4/0,30-A S	$I_{\Delta n} = 0.30 \text{ A}$	4	1/20	09166905	091429
DFS 4 100-4/0,50-A S	$I_{\Delta n} = 0.50 \text{ A}$	4	1/20	09167905	091443
DFS 4 100-4/1,00-A S	$I_{\Delta n} = 1.00 \text{ A}$	4	1/20	09168905	091405

#### 125 A

DFS 4 125-4/0,10-A S	$I_{\Delta n} = 0.10 \text{ A}$	4	1/20	09175905	131736
DFS 4 125-4/0,30-A S	$I_{\Delta n} = 0.30 \text{ A}$	4	1/20	09176905	091504
DFS 4 125-4/0,50-A S	$I_{\Delta n} = 0.50 \text{ A}$	4	1/20	09177905	091528
DFS 4 125-4/1,00-A S	$I_{\Delta n} = 1.00 \text{ A}$	4	1/20	09178905	091467

All devices also available in HD design and with N right.

Accessories: auxiliary switches DHi, terminal caps KA, software DBS, information stickers HAS, automatic reclosing devices DFA, restart locks WES  
on Page: 106, 123, 124

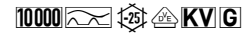
## Residual current circuit-breaker (RCCB)

mod. widths    pack. units    Article No.    EAN (4014712...)

**Type A**



### Residual current circuit-breaker DFS 2 A KV, 2-pole



sensitive to pulsating and alternating currents Type A, short-time delayed, lightning resistant

#### 16 A

DFS 2 016-2/0,03-A KV	I $\Delta$ n = 0.03 A	2	1/40	09114 609	109568
DFS 2 016-2/0,10-A KV	I $\Delta$ n = 0.10 A	2	1/40	09115 609	122659
DFS 2 016-2/0,30-A KV	I $\Delta$ n = 0.30 A	2	1/40	09116 609	109582
DFS 2 016-2/0,50-A KV	I $\Delta$ n = 0.50 A	2	1/40	09117 609	122673

#### 25 A

DFS 2 025-2/0,03-A KV	I $\Delta$ n = 0.03 A	2	1/40	09124 609	107670
DFS 2 025-2/0,10-A KV	I $\Delta$ n = 0.10 A	2	1/40	09125 609	118980
DFS 2 025-2/0,30-A KV	I $\Delta$ n = 0.30 A	2	1/40	09126 609	109612
DFS 2 025-2/0,50-A KV	I $\Delta$ n = 0.50 A	2	1/40	09127 609	122697

#### 40 A

DFS 2 040-2/0,03-A KV	I $\Delta$ n = 0.03 A	2	1/40	09134 609	109636
DFS 2 040-2/0,10-A KV	I $\Delta$ n = 0.10 A	2	1/40	09135 609	122710
DFS 2 040-2/0,30-A KV	I $\Delta$ n = 0.30 A	2	1/40	09136 609	109650
DFS 2 040-2/0,50-A KV	I $\Delta$ n = 0.50 A	2	1/40	09137 609	122734

#### 63 A

DFS 2 063-2/0,03-A KV	I $\Delta$ n = 0.03 A	2	1/40	09144 609	109674
DFS 2 063-2/0,10-A KV	I $\Delta$ n = 0.10 A	2	1/40	09145 609	122758
DFS 2 063-2/0,30-A KV	I $\Delta$ n = 0.30 A	2	1/40	09146 609	109698
DFS 2 063-2/0,50-A KV	I $\Delta$ n = 0.50 A	2	1/40	09147 609	122772

#### 80 A

DFS 2 080-2/0,03-A KV	I $\Delta$ n = 0.03 A	2	1/40	09154 609	109711
DFS 2 080-2/0,10-A KV	I $\Delta$ n = 0.10 A	2	1/40	09155 609	122796
DFS 2 080-2/0,30-A KV	I $\Delta$ n = 0.30 A	2	1/40	09156 609	109735
DFS 2 080-2/0,50-A KV	I $\Delta$ n = 0.50 A	2	1/40	09157 609	122819

#### 100 A

DFS 2 100-2/0,03-A KV	I $\Delta$ n = 0.03 A	2	1/40	09164 609	109759
DFS 2 100-2/0,10-A KV	I $\Delta$ n = 0.10 A	2	1/40	09165 609	122833
DFS 2 100-2/0,30-A KV	I $\Delta$ n = 0.30 A	2	1/40	09166 609	109773
DFS 2 100-2/0,50-A KV	I $\Delta$ n = 0.50 A	2	1/40	09167 609	122857

#### 125 A

DFS 2 125-2/0,03-A KV	I $\Delta$ n = 0.03 A	2	1/40	09174 609	109797
DFS 2 125-2/0,10-A KV	I $\Delta$ n = 0.10 A	2	1/40	09175 609	122871
DFS 2 125-2/0,30-A KV	I $\Delta$ n = 0.30 A	2	1/40	09176 609	109810
DFS 2 125-2/0,50-A KV	I $\Delta$ n = 0.50 A	2	1/40	09177 609	122895

Increased surge current strength up to 3 kA, non-response lag time 10 ms.

All devices also available in HD design.

Accessories: auxiliary switches DHi, terminal caps KA, software DBS, information stickers HAS, automatic reclosing devices DFA, restart locks WES  
on Page: 106, 123, 124


## Residual current circuit-breaker (RCCB)

mod. widths    pack. units    Article No.    EAN (4014712...)

**Type A**



### Residual current circuit-breaker DFS 4 A KV, 4-pole



sensitive to pulsating and alternating currents Type A, short-time delayed, lightning resistant

#### 16 A

DFS 4 016-4/0,03-A KV	I $\Delta$ n = 0.03 A	4	1/20	09114909	100619
DFS 4 016-4/0,10-A KV	I $\Delta$ n = 0.10 A	4	1/20	09115909	122536
DFS 4 016-4/0,30-A KV	I $\Delta$ n = 0.30 A	4	1/20	09116909	122550
DFS 4 016-4/0,50-A KV	I $\Delta$ n = 0.50 A	4	1/20	09117909	122574

#### 25 A

DFS 4 025-4/0,03-A KV	I $\Delta$ n = 0.03 A	4	1/20	09124909	100657
DFS 4 025-4/0,10-A KV	I $\Delta$ n = 0.10 A	4	1/20	09125909	100671
DFS 4 025-4/0,30-A KV	I $\Delta$ n = 0.30 A	4	1/20	09126909	100695
DFS 4 025-4/0,50-A KV	I $\Delta$ n = 0.50 A	4	1/20	09127909	100718

#### 40 A

DFS 4 040-4/0,03-A KV	I $\Delta$ n = 0.03 A	4	1/20	09134909	100732
DFS 4 040-4/0,10-A KV	I $\Delta$ n = 0.10 A	4	1/20	09135909	100756
DFS 4 040-4/0,30-A KV	I $\Delta$ n = 0.30 A	4	1/20	09136909	100770
DFS 4 040-4/0,50-A KV	I $\Delta$ n = 0.50 A	4	1/20	09137909	100794

#### 63 A

DFS 4 063-4/0,03-A KV	I $\Delta$ n = 0.03 A	4	1/20	09144909	100817
DFS 4 063-4/0,10-A KV	I $\Delta$ n = 0.10 A	4	1/20	09145909	100831
DFS 4 063-4/0,30-A KV	I $\Delta$ n = 0.30 A	4	1/20	09146909	100855
DFS 4 063-4/0,50-A KV	I $\Delta$ n = 0.50 A	4	1/20	09147909	100879

#### 80 A

DFS 4 080-4/0,03-A KV	I $\Delta$ n = 0.03 A	4	1/20	09154909	100893
DFS 4 080-4/0,10-A KV	I $\Delta$ n = 0.10 A	4	1/20	09155909	100916
DFS 4 080-4/0,30-A KV	I $\Delta$ n = 0.30 A	4	1/20	09156909	100930
DFS 4 080-4/0,50-A KV	I $\Delta$ n = 0.50 A	4	1/20	09157909	100954

#### 100 A

DFS 4 100-4/0,03-A KV	I $\Delta$ n = 0.03 A	4	1/20	09164909	100978
DFS 4 100-4/0,10-A KV	I $\Delta$ n = 0.10 A	4	1/20	09165909	100992
DFS 4 100-4/0,30-A KV	I $\Delta$ n = 0.30 A	4	1/20	09166909	101012
DFS 4 100-4/0,50-A KV	I $\Delta$ n = 0.50 A	4	1/20	09167909	101036

#### 125 A

DFS 4 125-4/0,03-A KV	I $\Delta$ n = 0.03 A	4	1/20	09174909	101050
DFS 4 125-4/0,10-A KV	I $\Delta$ n = 0.10 A	4	1/20	09175909	101074
DFS 4 125-4/0,30-A KV	I $\Delta$ n = 0.30 A	4	1/20	09176909	101098
DFS 4 125-4/0,50-A KV	I $\Delta$ n = 0.50 A	4	1/20	09177909	101111

Increased surge current strength up to 3 kA, non-response lag time 10 ms.

All devices also available in HD design and with N right.

Accessories: auxiliary switches DHi, terminal caps KA, software DBS, information stickers HAS, automatic reclosing devices DFA, restart locks WES  
on Page: 106, 123, 124

## Residual current circuit-breaker (RCCB)

mod. pack. Article No. EAN  
widths units (4014712...)

### Type A



### Residual current circuit-breaker DFS 4 A EV, 2-pole

10000

sensitive to pulsating and alternating currents Type A, with DC tripping threshold 6 mA, for electromobility

#### 25 A

DFS 4 025-2/0,03-A EV	$I_{\Delta n} = 0.03 \text{ A}$	4	1/20	09124018	215979
-----------------------	---------------------------------	---	------	----------	--------

#### 40 A

DFS 4 040-2/0,03-A EV	$I_{\Delta n} = 0.03 \text{ A}$	4	1/20	09134018	220096
-----------------------	---------------------------------	---	------	----------	--------

All devices also available in HD design.

Accessories: auxiliary switches DHi, terminal caps KA, software DBS, information stickers HAS, automatic reclosing devices DFA, restart locks WES  
on Page: [106](#), [123](#), [124](#)

### Type A



### Residual current circuit-breaker DFS 4 A EV, 4-pole

10000

sensitive to pulsating and alternating currents Type A, with DC tripping threshold 6 mA, for electromobility

#### 40 A

DFS 4 040-4/0,03-A EV	$I_{\Delta n} = 0.03 \text{ A}$	4	1/20	09134818	215955
-----------------------	---------------------------------	---	------	----------	--------

#### 63 A

DFS 4 063-4/0,03-A EV	$I_{\Delta n} = 0.03 \text{ A}$	4	1/20	09144818	220119
-----------------------	---------------------------------	---	------	----------	--------

#### 80 A

DFS 4 080-4/0,03-A EV	$I_{\Delta n} = 0.03 \text{ A}$	4	1/20	09154818	240803
-----------------------	---------------------------------	---	------	----------	--------

All devices also available in HD design and with N right.

Accessories: auxiliary switches DHi, terminal caps KA, software DBS, information stickers HAS, automatic reclosing devices DFA, restart locks WES  
on Page: [106](#), [123](#), [124](#)



## Residual current circuit-breaker (RCCB)

mod. widths    pack. units    Article No.    EAN (4014712...)

**Type A**



### Residual current circuit-breaker DFS 2 A FT, 2-pole



sensitive to pulsating and alternating currents Type A, with remote-tripping function

**16 A**

DFS 2 016-2/0,01-A FT	I $\Delta$ n = 0.01 A	2.5	1/20	09112621	146037
DFS 2 016-2/0,03-A FT	I $\Delta$ n = 0.03 A	2.5	1/20	09114621	146051
DFS 2 016-2/0,10-A FT	I $\Delta$ n = 0.10 A	2.5	1/20	09115621	146075
DFS 2 016-2/0,30-A FT	I $\Delta$ n = 0.30 A	2.5	1/20	09116621	146099
DFS 2 016-2/0,50-A FT	I $\Delta$ n = 0.50 A	2.5	1/20	09117621	146112

**25 A**

DFS 2 025-2/0,01-A FT	I $\Delta$ n = 0.01 A	2.5	1/20	09122621	121539
DFS 2 025-2/0,03-A FT	I $\Delta$ n = 0.03 A	2.5	1/20	09124621	146136
DFS 2 025-2/0,10-A FT	I $\Delta$ n = 0.10 A	2.5	1/20	09125621	146150
DFS 2 025-2/0,30-A FT	I $\Delta$ n = 0.30 A	2.5	1/20	09126621	146174
DFS 2 025-2/0,50-A FT	I $\Delta$ n = 0.50 A	2.5	1/20	09127621	146198

**40 A**

DFS 2 040-2/0,01-A FT	I $\Delta$ n = 0.01 A	2.5	1/20	09132621	146211
DFS 2 040-2/0,03-A FT	I $\Delta$ n = 0.03 A	2.5	1/20	09134621	121584
DFS 2 040-2/0,10-A FT	I $\Delta$ n = 0.10 A	2.5	1/20	09135621	146235
DFS 2 040-2/0,30-A FT	I $\Delta$ n = 0.30 A	2.5	1/20	09136621	146259
DFS 2 040-2/0,50-A FT	I $\Delta$ n = 0.50 A	2.5	1/20	09137621	146273

**63 A**

DFS 2 063-2/0,03-A FT	I $\Delta$ n = 0.03 A	2.5	1/20	09144621	146297
DFS 2 063-2/0,10-A FT	I $\Delta$ n = 0.10 A	2.5	1/20	09145621	146310
DFS 2 063-2/0,30-A FT	I $\Delta$ n = 0.30 A	2.5	1/20	09146621	146334
DFS 2 063-2/0,50-A FT	I $\Delta$ n = 0.50 A	2.5	1/20	09147621	146358

**80 A**

DFS 2 080-2/0,03-A FT	I $\Delta$ n = 0.03 A	2.5	1/20	09154621	146372
DFS 2 080-2/0,10-A FT	I $\Delta$ n = 0.10 A	2.5	1/20	09155621	146396
DFS 2 080-2/0,30-A FT	I $\Delta$ n = 0.30 A	2.5	1/20	09156621	146419
DFS 2 080-2/0,50-A FT	I $\Delta$ n = 0.50 A	2.5	1/20	09157621	146433

**100 A**

DFS 2 100-2/0,03-A FT	I $\Delta$ n = 0.03 A	2.5	1/20	09164621	146457
DFS 2 100-2/0,10-A FT	I $\Delta$ n = 0.10 A	2.5	1/20	09165621	146471
DFS 2 100-2/0,30-A FT	I $\Delta$ n = 0.30 A	2.5	1/20	09166621	146495
DFS 2 100-2/0,50-A FT	I $\Delta$ n = 0.50 A	2.5	1/20	09167621	146518

**125 A**

DFS 2 125-2/0,03-A FT	I $\Delta$ n = 0.03 A	2.5	1/20	09174621	146532
DFS 2 125-2/0,10-A FT	I $\Delta$ n = 0.10 A	2.5	1/20	09175621	146556
DFS 2 125-2/0,30-A FT	I $\Delta$ n = 0.30 A	2.5	1/20	09176621	146570
DFS 2 125-2/0,50-A FT	I $\Delta$ n = 0.50 A	2.5	1/20	09177621	146594

In the FT design, the connections of the internal test key are additionally wired to two terminals. This allows the option of activating the circuit-breaker test device using external switching contacts.

All devices also available in HD design.

Accessories: terminal caps KA, software DBS, information stickers HAS, restart locks WES  
on Page: [123](#), [124](#)

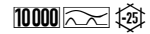
## Residual current circuit-breaker (RCCB)

mod. widths pack. units Article No. EAN (4014712...)

### Type A



### Residual current circuit-breaker DFS 4 A FT, 4-pole



sensitive to pulsating and alternating currents Type A, with remote-tripping function

#### 16 A

DFS 4 016-4/0,01-A FT	I $\Delta$ n = 0.01 A	4.5	1/10	09112921	146617
DFS 4 016-4/0,03-A FT	I $\Delta$ n = 0.03 A	4.5	1/10	09114921	146631

#### 25 A

DFS 4 025-4/0,01-A FT	I $\Delta$ n = 0.01 A	4.5	1/10	09122921	146655
DFS 4 025-4/0,03-A FT	I $\Delta$ n = 0.03 A	4.5	1/10	09124921	134867
DFS 4 025-4/0,10-A FT	I $\Delta$ n = 0.10 A	4.5	1/20	09125921	146679
DFS 4 025-4/0,30-A FT	I $\Delta$ n = 0.30 A	4.5	1/10	09126921	146693
DFS 4 025-4/0,50-A FT	I $\Delta$ n = 0.50 A	4.5	1/10	09127921	146716

#### 40 A

DFS 4 040-4/0,03-A FT	I $\Delta$ n = 0.03 A	4.5	1/10	09134921	121638
DFS 4 040-4/0,10-A FT	I $\Delta$ n = 0.10 A	4.5	1/10	09135921	146730
DFS 4 040-4/0,30-A FT	I $\Delta$ n = 0.30 A	4.5	1/10	09136921	146754
DFS 4 040-4/0,50-A FT	I $\Delta$ n = 0.50 A	4.5	1/10	09137921	146778

#### 63 A

DFS 4 063-4/0,03-A FT	I $\Delta$ n = 0.03 A	4.5	1/10	09144921	118973
DFS 4 063-4/0,10-A FT	I $\Delta$ n = 0.10 A	4.5	1/10	09145921	146808
DFS 4 063-4/0,30-A FT	I $\Delta$ n = 0.30 A	4.5	1/10	09146921	146822
DFS 4 063-4/0,50-A FT	I $\Delta$ n = 0.50 A	4.5	1/10	09147921	146846

#### 80 A

DFS 4 080-4/0,03-A FT	I $\Delta$ n = 0.03 A	4.5	1/10	09154921	106888
DFS 4 080-4/0,10-A FT	I $\Delta$ n = 0.10 A	4.5	1/10	09155921	146877
DFS 4 080-4/0,30-A FT	I $\Delta$ n = 0.30 A	4.5	1/10	09156921	146891
DFS 4 080-4/0,50-A FT	I $\Delta$ n = 0.50 A	4.5	1/10	09157921	146914

#### 100 A

DFS 4 100-4/0,03-A FT	I $\Delta$ n = 0.03 A	4.5	1/10	09164921	146938
DFS 4 100-4/0,10-A FT	I $\Delta$ n = 0.10 A	4.5	1/10	09165921	146952
DFS 4 100-4/0,30-A FT	I $\Delta$ n = 0.30 A	4.5	1/10	09166921	146976
DFS 4 100-4/0,50-A FT	I $\Delta$ n = 0.50 A	4.5	1/10	09167921	146990

#### 125 A

DFS 4 125-4/0,03-A FT	I $\Delta$ n = 0.03 A	4.5	1/10	09174921	147010
DFS 4 125-4/0,10-A FT	I $\Delta$ n = 0.10 A	4.5	1/10	09175921	147034
DFS 4 125-4/0,30-A FT	I $\Delta$ n = 0.30 A	4.5	1/10	09176921	147058
DFS 4 125-4/0,50-A FT	I $\Delta$ n = 0.50 A	4.5	1/10	09177921	147072

In the FT design, the connections of the internal test key are additionally wired to two terminals. This allows the option of activating the circuit-breaker test device using external switching contacts.

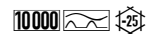
All devices also available in HD design and with N right.

Accessories: terminal caps KA, software DBS, information stickers HAS, restart locks WES  
on Page: 123, 124

### Type A



### Residual current circuit-breaker DFS 4 A W, 2- and 3-pole



sensitive to pulsating and alternating currents Type A, 16 2/3 Hz or 16 2/3 Hz - 60 Hz

#### 40 A

DFS 4W 040-2/0,50-A	I $\Delta$ n = 0.50 A	4	1/20	09137961	135482
DFS 4W 040-3/0,50-A	I $\Delta$ n = 0.50 A	4	1/20	09137963	135505

#### 63 A

DFS 4W 063-2/0,50-A	I $\Delta$ n = 0.50 A	4	1/20	09147961	135543
---------------------	-----------------------	---	------	----------	--------

All devices also available in HD design.

Accessories: auxiliary switches DHi, terminal caps KA, software DBS, information stickers HAS, automatic reclosing devices DFA, restart locks WES  
on Page: 106, 123, 124

## Residual current circuit-breaker (RCCB)

mod. widths    pack. units    Article No.    EAN (4014712...)

**Type A**



### Residual current circuit-breaker DFS 4 A V, 4-pole



sensitive to pulsating and alternating currents Type A, for special voltages 500 V

**16 A**

DFS 4 016-4/0,01-A V500	I $\Delta$ n = 0.01 A	4	1/20	09112945	147096
DFS 4 016-4/0,03-A V500	I $\Delta$ n = 0.03 A	4	1/20	09114945	147119

**25 A**

DFS 4 025-4/0,01-A V500	I $\Delta$ n = 0.01 A	4	1/20	09122945	147133
DFS 4 025-4/0,03-A V500	I $\Delta$ n = 0.03 A	4	1/20	09124945	143555
DFS 4 025-4/0,10-A V500	I $\Delta$ n = 0.10 A	4	1/20	09125945	147171
DFS 4 025-4/0,30-A V500	I $\Delta$ n = 0.30 A	4	1/20	09126945	145702
DFS 4 025-4/0,50-A V500	I $\Delta$ n = 0.50 A	4	1/20	09127945	145696

**40 A**

DFS 4 040-4/0,03-A V500	I $\Delta$ n = 0.03 A	4	1/20	09134945	137912
DFS 4 040-4/0,10-A V500	I $\Delta$ n = 0.10 A	4	1/20	09135945	145795
DFS 4 040-4/0,30-A V500	I $\Delta$ n = 0.30 A	4	1/20	09136945	144835
DFS 4 040-4/0,50-A V500	I $\Delta$ n = 0.50 A	4	1/20	09137945	147232

**63 A**

DFS 4 063-4/0,03-A V500	I $\Delta$ n = 0.03 A	4	1/20	09144945	136861
DFS 4 063-4/0,10-A V500	I $\Delta$ n = 0.10 A	4	1/20	09145945	144897
DFS 4 063-4/0,30-A V500	I $\Delta$ n = 0.30 A	4	1/20	09146945	138223
DFS 4 063-4/0,50-A V500	I $\Delta$ n = 0.50 A	4	1/20	09147945	147256

**80 A**

DFS 4 080-4/0,03-A V500	I $\Delta$ n = 0.03 A	4	1/20	09154945	145429
DFS 4 080-4/0,10-A V500	I $\Delta$ n = 0.10 A	4	1/20	09155945	147270
DFS 4 080-4/0,30-A V500	I $\Delta$ n = 0.30 A	4	1/20	09156945	138193
DFS 4 080-4/0,50-A V500	I $\Delta$ n = 0.50 A	4	1/20	09157945	145931

**100 A**

DFS 4 100-4/0,03-A V500	I $\Delta$ n = 0.03 A	4	1/20	09164945	155510
DFS 4 100-4/0,10-A V500	I $\Delta$ n = 0.10 A	4	1/20	09165945	155534
DFS 4 100-4/0,30-A V500	I $\Delta$ n = 0.30 A	4	1/20	09166945	155558
DFS 4 100-4/0,50-A V500	I $\Delta$ n = 0.50 A	4	1/20	09167945	155572

**125 A**

DFS 4 125-4/0,03-A V500	I $\Delta$ n = 0.03 A	4	1/20	09174945	154391
DFS 4 125-4/0,10-A V500	I $\Delta$ n = 0.10 A	4	1/20	09175945	155596
DFS 4 125-4/0,30-A V500	I $\Delta$ n = 0.30 A	4	1/20	09176945	155619
DFS 4 125-4/0,50-A V500	I $\Delta$ n = 0.50 A	4	1/20	09177945	152427

All devices also available in HD design and with N right. Other special voltages on request.

Accessories: auxiliary switches DHi, terminal caps KA, software DBS, information stickers HAS, automatic reclosing devices DFA, restart locks WES  
on Page: 106, 123, 124

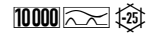
## Residual current circuit-breaker (RCCB)

mod. pack. Article No. EAN  
widths units (4014712...)

### Type A

#### Residual current circuit-breaker DFS 2 A Twin, 2-pole

sensitive to pulsating and alternating currents Type A, Twin-version



##### 16 A

DFS 2 016-2/0,03-A Twin	$I_{\Delta n} = 0.03 \text{ A}$	4	1/10	09114 010	205710
DFS 2 016-2/0,30-A Twin	$I_{\Delta n} = 0.30 \text{ A}$	4	1/10	09116 010	205734

##### 25 A

DFS 2 025-2/0,03-A Twin	$I_{\Delta n} = 0.03 \text{ A}$	4	1/10	09124 010	205642
DFS 2 025-2/0,30-A Twin	$I_{\Delta n} = 0.30 \text{ A}$	4	1/10	09126 010	205741

##### 40 A

DFS 2 040-2/0,03-A Twin	$I_{\Delta n} = 0.03 \text{ A}$	4	1/10	09134 010	205659
DFS 2 040-2/0,30-A Twin	$I_{\Delta n} = 0.30 \text{ A}$	4	1/10	09136 010	205758

##### 63 A

DFS 2 063-2/0,03-A Twin	$I_{\Delta n} = 0.03 \text{ A}$	4	1/10	09144 010	205666
DFS 2 063-2/0,30-A Twin	$I_{\Delta n} = 0.30 \text{ A}$	4	1/10	09146 010	205765

##### 80 A

DFS 2 080-2/0,03-A Twin	$I_{\Delta n} = 0.03 \text{ A}$	4	1/10	09154 010	207431
DFS 2 080-2/0,30-A Twin	$I_{\Delta n} = 0.30 \text{ A}$	4	1/10	09156 010	207479

For function check without disconnecting power

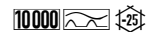
All devices also available in HD design.

Accessories: auxiliary switches DHi, terminal caps KA, software DBS, information stickers HAS, restart locks WES  
on Page: [123](#), [124](#)

### Type A

#### Residual current circuit-breaker DFS 4 A Twin, 4-pole

sensitive to pulsating and alternating currents Type A, Twin-version



##### 16 A

DFS 4 016-4/0,03-A Twin	$I_{\Delta n} = 0.03 \text{ A}$	8	1	09114 810	205819
-------------------------	---------------------------------	---	---	-----------	--------

##### 25 A

DFS 4 025-4/0,03-A Twin	$I_{\Delta n} = 0.03 \text{ A}$	8	1	09124 810	205826
DFS 4 025-4/0,30-A Twin	$I_{\Delta n} = 0.30 \text{ A}$	8	1	09126 810	205888

##### 40 A

DFS 4 040-4/0,03-A Twin	$I_{\Delta n} = 0.03 \text{ A}$	8	1	09134 810	205833
DFS 4 040-4/0,30-A Twin	$I_{\Delta n} = 0.30 \text{ A}$	8	1	09136 810	205895

##### 63 A

DFS 4 063-4/0,03-A Twin	$I_{\Delta n} = 0.03 \text{ A}$	8	1	09144 810	208179
DFS 4 063-4/0,30-A Twin	$I_{\Delta n} = 0.30 \text{ A}$	8	1	09146 810	208186

For function check without disconnecting power

All devices also available in HD design.


Accessories: auxiliary switches DHi, terminal caps KA, software DBS, information stickers HAS, restart locks WES  
on Page: [123](#), [124](#)

## Residual current circuit-breaker (RCCB)

mod. widths    pack. units    Article No.    EAN (4014712...)

### Type A

#### Residual current circuit-breaker DFS 2 A KV Twin, 2-pole



sensitive to pulsating and alternating currents Type A, increased surge-current resistant, short-time delayed, lightning resistant, Twin-version



##### 16 A

DFS 2 016-2/0,03-A KV Twin	I $\Delta$ n = 0.03 A	4	1/10	09114 009	206526
DFS 2 016-2/0,30-A KV Twin	I $\Delta$ n = 0.30 A	4	1/10	09116 009	206601

##### 25 A

DFS 2 025-2/0,03-A KV Twin	I $\Delta$ n = 0.03 A	4	1/10	09124 009	206540
DFS 2 025-2/0,30-A KV Twin	I $\Delta$ n = 0.30 A	4	1/10	09126 009	206618

##### 40 A

DFS 2 040-2/0,03-A KV Twin	I $\Delta$ n = 0.03 A	4	1/10	09134 009	206564
DFS 2 040-2/0,30-A KV Twin	I $\Delta$ n = 0.30 A	4	1/10	09136 009	206625

##### 63 A

DFS 2 063-2/0,03-A KV Twin	I $\Delta$ n = 0.03 A	4	1/10	09144 009	206588
DFS 2 063-2/0,30-A KV Twin	I $\Delta$ n = 0.30 A	4	1/10	09146 009	206632

##### 80 A

DFS 2 080-2/0,03-A KV Twin	I $\Delta$ n = 0.03 A	4	1/10	09154 009	208131
DFS 2 080-2/0,30-A KV Twin	I $\Delta$ n = 0.30 A	4	1/10	09156 009	208148


For function check without disconnecting power, non-response lag time 10 ms

All devices also available in HD design.

Accessories: auxiliary switches DHi, terminal caps KA, software DBS, information stickers HAS, restart locks WES  
on Page: [123](#), [124](#)

### Type A

#### Residual current circuit-breaker DFS 4 A KV Twin, 4-pole



sensitive to pulsating and alternating currents Type A, increased surge-current resistant, short-time delayed, lightning resistant, Twin-version



##### 16 A

DFS 4 016-4/0,03-A KV Twin	I $\Delta$ n = 0.03 A	8	1	09114 809	206649
----------------------------	-----------------------	---	---	-----------	--------

##### 25 A

DFS 4 025-4/0,03-A KV Twin	I $\Delta$ n = 0.03 A	8	1	09124 809	206656
DFS 4 025-4/0,30-A KV Twin	I $\Delta$ n = 0.30 A	8	1	09126 809	206687

##### 40 A

DFS 4 040-4/0,03-A KV Twin	I $\Delta$ n = 0.03 A	8	1	09134 809	206663
DFS 4 040-4/0,30-A KV Twin	I $\Delta$ n = 0.30 A	8	1	09136 809	206694

##### 63 A

DFS 4 063-4/0,03-A KV Twin	I $\Delta$ n = 0.03 A	8	1	09144 809	208193
DFS 4 063-4/0,30-A KV Twin	I $\Delta$ n = 0.30 A	8	1	09146 809	216709

For function check without disconnecting power, non-response lag time 10 ms

All devices also available in HD design.





Accessories: auxiliary switches DHi, terminal caps KA, software DBS, information stickers HAS, restart locks WES  
on Page: [123](#), [124](#)

## Residual current circuit-breaker (RCCB)

mod. widths    pack. units    Article No.    EAN (4014712...)

### Type A

#### Residual current circuit-breaker DFS 2 A S Twin, 2-pole

10000    



sensitive to pulsating and alternating currents Type A, selective, Twin-version

##### 40 A

DFS 2 040-2/0,30-A S Twin	$I_{\Delta n} = 0.30 \text{ A}$	4	1	09136015	205956
DFS 2 040-2/0,50-A S Twin	$I_{\Delta n} = 0.50 \text{ A}$	4	1	09137015	205994

##### 63 A

DFS 2 063-2/0,30-A S Twin	$I_{\Delta n} = 0.30 \text{ A}$	4	1	09146015	205963
DFS 2 063-2/0,50-A S Twin	$I_{\Delta n} = 0.50 \text{ A}$	4	1	09147015	206007

##### 80 A

DFS 2 080-2/0,30-A S Twin	$I_{\Delta n} = 0.30 \text{ A}$	4	1	09156015	208155
DFS 2 080-2/0,50-A S Twin	$I_{\Delta n} = 0.50 \text{ A}$	4	1	09157015	208162





For function check without disconnecting power

All devices also available in HD design.

Accessories: auxiliary switches DHi, terminal caps KA, software DBS, information stickers HAS, restart locks WES  
on Page: [123](#), [124](#)

### Type A

#### Residual current circuit-breaker DFS 4 A S Twin, 4-pole

10000    



sensitive to pulsating and alternating currents Type A, selective, Twin-version

##### 40 A

DFS 4 040-4/0,30-A S Twin	$I_{\Delta n} = 0.30 \text{ A}$	8	1	09136815	206038
DFS 4 040-4/0,50-A S Twin	$I_{\Delta n} = 0.50 \text{ A}$	8	1	09137815	206069

##### 63 A

DFS 4 063-4/0,30-A S Twin	$I_{\Delta n} = 0.30 \text{ A}$	8	1	09146815	208216
DFS 4 063-4/0,50-A S Twin	$I_{\Delta n} = 0.50 \text{ A}$	8	1	09147815	208223

For function check without disconnecting power

All devices also available in HD design.

Accessories: auxiliary switches DHi, terminal caps KA, software DBS, information stickers HAS, restart locks WES  
on Page: [123](#), [124](#)

### Type A

#### Residual current circuit-breaker DFS 4 A NA, 4-pole

10000    



sensitive to pulsating and alternating currents Type A, emergency switching off function

##### 16 A

DFS 4 016-4/0,03-A NA	$I_{\Delta n} = 0.03 \text{ A}$	4.5	1/6	09114841	225978
-----------------------	---------------------------------	-----	-----	----------	--------

##### 25 A

DFS 4 025-4/0,03-A NA	$I_{\Delta n} = 0.03 \text{ A}$	4.5	1/6	09124841	225992
-----------------------	---------------------------------	-----	-----	----------	--------

##### 40 A

DFS 4 040-4/0,03-A NA	$I_{\Delta n} = 0.03 \text{ A}$	4.5	1/6	09134841	226012
-----------------------	---------------------------------	-----	-----	----------	--------

##### 63 A

DFS 4 063-4/0,03-A NA	$I_{\Delta n} = 0.03 \text{ A}$	4.5	1/6	09144841	226036
-----------------------	---------------------------------	-----	-----	----------	--------

DFS with emergency stop function (variant "NA") enable connection of control elements such as push-buttons for disconnecting the RCCB in emergency situations.

All devices also available in HD design and with N right.

Accessories: terminal caps KA, software DBS, information stickers HAS, restart locks WES  
on Page: [123](#), [124](#)

### Type A

#### Residual current circuit-breaker DRCCB 5 ST, 2-pole

10000     



sensitive to pulsating and alternating currents Type A, short-time delayed

##### 25 A

DRCCB 5 ST 025-2/0,03-A	$I_{\Delta n} = 0.03 \text{ A}$	5	1	09421501	223233
-------------------------	---------------------------------	---	---	----------	--------

automatic, regular self-test without any interruption to the power supply

## Residual current circuit-breaker (RCCB)

mod. pack. Article No. EAN  
widths units (4014712...)



### Type A

#### Residual current circuit-breaker DRCCB 5 ST, 4-pole

sensitive to pulsating and alternating currents Type A, short-time delayed



##### 25 A

DRCCB 5 ST 025-4/0,03-A	$I_{\Delta n} = 0.03 \text{ A}$	7	1	09421502	223240
-------------------------	---------------------------------	---	---	----------	--------

##### 40 A

DRCCB 5 ST 040-4/0,03-A	$I_{\Delta n} = 0.03 \text{ A}$	7	1	09431502	223257
-------------------------	---------------------------------	---	---	----------	--------

DRCCB 5 ST 040-4/0,30-A	$I_{\Delta n} = 0.30 \text{ A}$	7	1	09432502	238312
-------------------------	---------------------------------	---	---	----------	--------

##### 63 A

DRCCB 5 ST 063-4/0,03-A	$I_{\Delta n} = 0.03 \text{ A}$	7	1	09441502	223264
-------------------------	---------------------------------	---	---	----------	--------

DRCCB 5 ST 063-4/0,30-A	$I_{\Delta n} = 0.30 \text{ A}$	7	1	09442502	238336
-------------------------	---------------------------------	---	---	----------	--------

automatic, regular self-test without any interruption to the power supply

### Type A

#### Residual current circuit-breaker DRCCB 5 STR, 2-pole

sensitive to pulsating and alternating currents Type A, short-time delayed



##### 25 A

DRCCB 5 STR 025-2/0,03-A	$I_{\Delta n} = 0.03 \text{ A}$	5	1	09421503	223271
--------------------------	---------------------------------	---	---	----------	--------

reclosing device with checking of the insulation resistance automatic, regular self-test without any interruption to the power supply.

### Type A

#### Residual current circuit-breaker DRCCB 5 STR, 4-pole

sensitive to pulsating and alternating currents Type A, short-time delayed



##### 25 A

DRCCB 5 STR 025-4/0,03-A	$I_{\Delta n} = 0.03 \text{ A}$	7	1	09421504	223288
--------------------------	---------------------------------	---	---	----------	--------

##### 40 A

DRCCB 5 STR 040-4/0,03-A	$I_{\Delta n} = 0.03 \text{ A}$	7	1	09431504	223295
--------------------------	---------------------------------	---	---	----------	--------

DRCCB 5 STR 040-4/0,30-A	$I_{\Delta n} = 0.30 \text{ A}$	7	1	09432504	238367
--------------------------	---------------------------------	---	---	----------	--------

##### 63 A

DRCCB 5 STR 063-4/0,03-A	$I_{\Delta n} = 0.03 \text{ A}$	7	1	09441504	223301
--------------------------	---------------------------------	---	---	----------	--------

DRCCB 5 STR 063-4/0,30-A	$I_{\Delta n} = 0.30 \text{ A}$	7	1	09442504	238381
--------------------------	---------------------------------	---	---	----------	--------

reclosing device with checking of the insulation resistance automatic, regular self-test without any interruption to the power supply.

## Residual current circuit-breaker (RCCB)

mod. pack. Article No. EAN  
widths units (4014712...)

### Type AC



### Residual current circuit-breaker DFS 2 AC, 2-pole



sensitive to residual currents Type AC

#### 16 A

DFS 2 016-2/0,01-AC	I $\Delta$ n = 0.01 A	2	1/40	09112602	068964
DFS 2 016-2/0,03-AC	I $\Delta$ n = 0.03 A	2	1/40	09114602	068971
DFS 2 016-2/0,10-AC	I $\Delta$ n = 0.10 A	2	1/40	09115602	068988
DFS 2 016-2/0,30-AC	I $\Delta$ n = 0.30 A	2	1/40	09116602	068995
DFS 2 016-2/0,50-AC	I $\Delta$ n = 0.50 A	2	1/40	09117602	069008

#### 25 A

DFS 2 025-2/0,01-AC	I $\Delta$ n = 0.01 A	2	1/40	09122602	069015
DFS 2 025-2/0,03-AC	I $\Delta$ n = 0.03 A	2	1/40	09124602	069022
DFS 2 025-2/0,10-AC	I $\Delta$ n = 0.10 A	2	1/40	09125602	069039
DFS 2 025-2/0,30-AC	I $\Delta$ n = 0.30 A	2	1/40	09126602	069046
DFS 2 025-2/0,50-AC	I $\Delta$ n = 0.50 A	2	1/40	09127602	069053

#### 32 A

DFS 2 032-2/0,03-AC	I $\Delta$ n = 0.03 A	2	1/40	09134632	107151
DFS 2 032-2/0,30-AC	I $\Delta$ n = 0.30 A	2	1/40	09136632	218208

#### 40 A

DFS 2 040-2/0,01-AC	I $\Delta$ n = 0.01 A	2	1/40	09132602	069060
DFS 2 040-2/0,03-AC	I $\Delta$ n = 0.03 A	2	1/40	09134602	069077
DFS 2 040-2/0,10-AC	I $\Delta$ n = 0.10 A	2	1/40	09135602	069084
DFS 2 040-2/0,30-AC	I $\Delta$ n = 0.30 A	2	1/40	09136602	069091
DFS 2 040-2/0,50-AC	I $\Delta$ n = 0.50 A	2	1/40	09137602	069107

#### 63 A

DFS 2 063-2/0,03-AC	I $\Delta$ n = 0.03 A	2	1/40	09144602	069114
DFS 2 063-2/0,10-AC	I $\Delta$ n = 0.10 A	2	1/40	09145602	069121
DFS 2 063-2/0,30-AC	I $\Delta$ n = 0.30 A	2	1/40	09146602	069138
DFS 2 063-2/0,50-AC	I $\Delta$ n = 0.50 A	2	1/40	09147602	069145

#### 80 A

DFS 2 080-2/0,03-AC	I $\Delta$ n = 0.03 A	2	1/40	09154602	069152
DFS 2 080-2/0,10-AC	I $\Delta$ n = 0.10 A	2	1/40	09155602	069169
DFS 2 080-2/0,30-AC	I $\Delta$ n = 0.30 A	2	1/40	09156602	069176
DFS 2 080-2/0,50-AC	I $\Delta$ n = 0.50 A	2	1/40	09157602	069183

#### 100 A

DFS 2 100-2/0,03-AC	I $\Delta$ n = 0.03 A	2	1/40	09164602	069190
DFS 2 100-2/0,10-AC	I $\Delta$ n = 0.10 A	2	1/40	09165602	069206
DFS 2 100-2/0,30-AC	I $\Delta$ n = 0.30 A	2	1/40	09166602	069213
DFS 2 100-2/0,50-AC	I $\Delta$ n = 0.50 A	2	1/40	09167602	069220

#### 125 A

DFS 2 125-2/0,03-AC	I $\Delta$ n = 0.03 A	2	1/40	09174602	086760
DFS 2 125-2/0,10-AC	I $\Delta$ n = 0.10 A	2	1/40	09175602	086807
DFS 2 125-2/0,30-AC	I $\Delta$ n = 0.30 A	2	1/40	09176602	086845
DFS 2 125-2/0,50-AC	I $\Delta$ n = 0.50 A	2	1/40	09177602	086883

All devices also available in HD design.

Accessories: auxiliary switches DHi, terminal caps KA, software DBS, information stickers HAS, automatic reclosing devices DFA, restart locks WES  
on Page: 106, 123, 124



## Residual current circuit-breaker (RCCB)

mod. widths    pack. units    Article No.    EAN (4014712...)



### Type AC



### Residual current circuit-breaker DFS 4 AC, 4-pole

sensitive to residual currents Type AC

#### 16 A

DFS 4 016-4/0,01-AC	$I_{\Delta n} = 0.01 \text{ A}$	4	1/20	09112902	090460
DFS 4 016-4/0,03-AC	$I_{\Delta n} = 0.03 \text{ A}$	4	1/20	09114902	090484
DFS 4 016-4/0,10-AC	$I_{\Delta n} = 0.10 \text{ A}$	4	1/20	09115902	151710
DFS 4 016-4/0,30-AC	$I_{\Delta n} = 0.30 \text{ A}$	4	1/20	09116902	207981

#### 25 A

DFS 4 025-4/0,01-AC	$I_{\Delta n} = 0.01 \text{ A}$	4	1/20	09122902	090507
DFS 4 025-4/0,03-AC	$I_{\Delta n} = 0.03 \text{ A}$	4	1/20	09124902	090521
DFS 4 025-4/0,10-AC	$I_{\Delta n} = 0.10 \text{ A}$	4	1/20	09125902	090545
DFS 4 025-4/0,30-AC	$I_{\Delta n} = 0.30 \text{ A}$	4	1/20	09126902	090569
DFS 4 025-4/0,50-AC	$I_{\Delta n} = 0.50 \text{ A}$	4	1/20	09127902	090583

#### 40 A

DFS 4 040-4/0,03-AC	$I_{\Delta n} = 0.03 \text{ A}$	4	1/20	09134902	090606
DFS 4 040-4/0,10-AC	$I_{\Delta n} = 0.10 \text{ A}$	4	1/20	09135902	090620
DFS 4 040-4/0,30-AC	$I_{\Delta n} = 0.30 \text{ A}$	4	1/20	09136902	090644
DFS 4 040-4/0,50-AC	$I_{\Delta n} = 0.50 \text{ A}$	4	1/20	09137902	090668

#### 63 A

DFS 4 063-4/0,03-AC	$I_{\Delta n} = 0.03 \text{ A}$	4	1/20	09144902	090682
DFS 4 063-4/0,10-AC	$I_{\Delta n} = 0.10 \text{ A}$	4	1/20	09145902	090705
DFS 4 063-4/0,30-AC	$I_{\Delta n} = 0.30 \text{ A}$	4	1/20	09146902	090729
DFS 4 063-4/0,50-AC	$I_{\Delta n} = 0.50 \text{ A}$	4	1/20	09147902	090743

#### 80 A

DFS 4 080-4/0,03-AC	$I_{\Delta n} = 0.03 \text{ A}$	4	1/20	09154902	090767
DFS 4 080-4/0,10-AC	$I_{\Delta n} = 0.10 \text{ A}$	4	1/20	09155902	090781
DFS 4 080-4/0,30-AC	$I_{\Delta n} = 0.30 \text{ A}$	4	1/20	09156902	090804
DFS 4 080-4/0,50-AC	$I_{\Delta n} = 0.50 \text{ A}$	4	1/20	09157902	090828

#### 100 A

DFS 4 100-4/0,03-AC	$I_{\Delta n} = 0.03 \text{ A}$	4	1/20	09164902	090842
DFS 4 100-4/0,10-AC	$I_{\Delta n} = 0.10 \text{ A}$	4	1/20	09165902	090866
DFS 4 100-4/0,30-AC	$I_{\Delta n} = 0.30 \text{ A}$	4	1/20	09166902	090880
DFS 4 100-4/0,50-AC	$I_{\Delta n} = 0.50 \text{ A}$	4	1/20	09167902	090903

#### 125 A

DFS 4 125-4/0,03-AC	$I_{\Delta n} = 0.03 \text{ A}$	4	1/20	09174902	090927
DFS 4 125-4/0,10-AC	$I_{\Delta n} = 0.10 \text{ A}$	4	1/20	09175902	090941
DFS 4 125-4/0,30-AC	$I_{\Delta n} = 0.30 \text{ A}$	4	1/20	09176902	090965
DFS 4 125-4/0,50-AC	$I_{\Delta n} = 0.50 \text{ A}$	4	1/20	09177902	090989

All devices also available in HD design and with N right.

Accessories: auxiliary switches DHi, terminal caps KA, software DBS, information stickers HAS, automatic reclosing devices DFA, restart locks WES  
on Page: 106, 123, 124


## Residual current circuit-breaker (RCCB)

mod. pack. Article No. EAN  
widths units (4014712...)

### Type AC



### Residual current circuit-breaker DFS 2 AC S, 2-pole



sensitive to residual currents Type AC, selective

#### 16 A

DFS 2 016-2/0,30-AC S	I $\Delta$ n = 0.30 A	2	1	09116 606	106864
-----------------------	-----------------------	---	---	-----------	--------

#### 40 A

DFS 2 040-2/0,10-AC S	I $\Delta$ n = 0.10 A	2	1/40	09135 606	131354
-----------------------	-----------------------	---	------	-----------	--------

DFS 2 040-2/0,30-AC S	I $\Delta$ n = 0.30 A	2	1/40	09136 606	131378
-----------------------	-----------------------	---	------	-----------	--------

DFS 2 040-2/0,50-AC S	I $\Delta$ n = 0.50 A	2	1/40	09137 606	131392
-----------------------	-----------------------	---	------	-----------	--------

#### 63 A

DFS 2 063-2/0,10-AC S	I $\Delta$ n = 0.10 A	2	1/40	09145 606	131415
-----------------------	-----------------------	---	------	-----------	--------

DFS 2 063-2/0,30-AC S	I $\Delta$ n = 0.30 A	2	1/40	09146 606	131439
-----------------------	-----------------------	---	------	-----------	--------

DFS 2 063-2/0,50-AC S	I $\Delta$ n = 0.50 A	2	1/40	09147 606	131453
-----------------------	-----------------------	---	------	-----------	--------

#### 80 A

DFS 2 080-2/0,10-AC S	I $\Delta$ n = 0.10 A	2	1/40	09155 606	131477
-----------------------	-----------------------	---	------	-----------	--------

DFS 2 080-2/0,30-AC S	I $\Delta$ n = 0.30 A	2	1/40	09156 606	131491
-----------------------	-----------------------	---	------	-----------	--------

DFS 2 080-2/0,50-AC S	I $\Delta$ n = 0.50 A	2	1/40	09157 606	131514
-----------------------	-----------------------	---	------	-----------	--------

#### 100 A

DFS 2 100-2/0,10-AC S	I $\Delta$ n = 0.10 A	2	1/40	09165 606	131538
-----------------------	-----------------------	---	------	-----------	--------

DFS 2 100-2/0,30-AC S	I $\Delta$ n = 0.30 A	2	1/40	09166 606	131552
-----------------------	-----------------------	---	------	-----------	--------

DFS 2 100-2/0,50-AC S	I $\Delta$ n = 0.50 A	2	1/40	09167 606	131576
-----------------------	-----------------------	---	------	-----------	--------

#### 125 A

DFS 2 125-2/0,10-AC S	I $\Delta$ n = 0.10 A	2	1/40	09175 606	131590
-----------------------	-----------------------	---	------	-----------	--------

DFS 2 125-2/0,30-AC S	I $\Delta$ n = 0.30 A	2	1/40	09176 606	131613
-----------------------	-----------------------	---	------	-----------	--------

DFS 2 125-2/0,50-AC S	I $\Delta$ n = 0.50 A	2	1/40	09177 606	131637
-----------------------	-----------------------	---	------	-----------	--------

All devices also available in HD design.

Accessories: auxiliary switches DHi, terminal caps KA, software DBS, information stickers HAS, automatic reclosing devices DFA, restart locks WES  
on Page: 106, 123, 124

## Residual current circuit-breaker (RCCB)

mod. pack. Article No. EAN  
widths units (4014712...)



### Type AC



### Residual current circuit-breaker DFS 4 AC S, 4-pole

sensitive to residual currents Type AC, selective

#### 16 A

DFS 4 016-4/0,10-AC S	$I_{\Delta n} = 0.10 \text{ A}$	4	1/20	09115906	212107
DFS 4 016-4/0,30-AC S	$I_{\Delta n} = 0.30 \text{ A}$	4	1/20	09116906	212060
DFS 4 016-4/0,50-AC S	$I_{\Delta n} = 0.50 \text{ A}$	4	1/20	09117906	212022

#### 25 A

DFS 4 025-4/0,10-AC S	$I_{\Delta n} = 0.10 \text{ A}$	4	1/20	09125906	211988
DFS 4 025-4/0,30-AC S	$I_{\Delta n} = 0.30 \text{ A}$	4	1/20	09126906	211940
DFS 4 025-4/0,50-AC S	$I_{\Delta n} = 0.50 \text{ A}$	4	1/20	09127906	211902

#### 40 A

DFS 4 040-4/0,10-AC S	$I_{\Delta n} = 0.10 \text{ A}$	4	1/20	09135906	131750
DFS 4 040-4/0,30-AC S	$I_{\Delta n} = 0.30 \text{ A}$	4	1/20	09136906	091726
DFS 4 040-4/0,50-AC S	$I_{\Delta n} = 0.50 \text{ A}$	4	1/20	09137906	091740

#### 63 A

DFS 4 063-4/0,10-AC S	$I_{\Delta n} = 0.10 \text{ A}$	4	1/20	09145906	131774
DFS 4 063-4/0,30-AC S	$I_{\Delta n} = 0.30 \text{ A}$	4	1/20	09146906	091801
DFS 4 063-4/0,50-AC S	$I_{\Delta n} = 0.50 \text{ A}$	4	1/20	09147906	091825

#### 80 A

DFS 4 080-4/0,10-AC S	$I_{\Delta n} = 0.10 \text{ A}$	4	1/20	09155906	131798
DFS 4 080-4/0,30-AC S	$I_{\Delta n} = 0.30 \text{ A}$	4	1/20	09156906	091887
DFS 4 080-4/0,50-AC S	$I_{\Delta n} = 0.50 \text{ A}$	4	1/20	09157906	091900
DFS 4 080-4/1,00-AC S	$I_{\Delta n} = 1.00 \text{ A}$	4	1/20	09158906	091023

#### 100 A

DFS 4 100-4/0,10-AC S	$I_{\Delta n} = 0.10 \text{ A}$	4	1/20	09165906	131811
DFS 4 100-4/0,30-AC S	$I_{\Delta n} = 0.30 \text{ A}$	4	1/20	09166906	091962
DFS 4 100-4/0,50-AC S	$I_{\Delta n} = 0.50 \text{ A}$	4	1/20	09167906	091986
DFS 4 100-4/1,00-AC S	$I_{\Delta n} = 1.00 \text{ A}$	4	1/20	09168906	091047

#### 125 A

DFS 4 125-4/0,10-AC S	$I_{\Delta n} = 0.10 \text{ A}$	4	1/20	09175906	131835
DFS 4 125-4/0,30-AC S	$I_{\Delta n} = 0.30 \text{ A}$	4	1/20	09176906	092044
DFS 4 125-4/0,50-AC S	$I_{\Delta n} = 0.50 \text{ A}$	4	1/20	09177906	092068
DFS 4 125-4/1,00-AC S	$I_{\Delta n} = 1.00 \text{ A}$	4	1/20	09178906	091061

All devices also available in HD design and with N right.

Accessories: auxiliary switches DHi, terminal caps KA, software DBS, information stickers HAS, automatic reclosing devices DFA, restart locks WES  
on Page: 106, 123, 124

### Type AC



### Residual current circuit-breaker DFS 4 AC S FT, 4-pole

sensitive to residual currents Type AC, with remote-tripping function, selective



#### 63 A

DFS 4 063-4/0,50-AC S FT	$I_{\Delta n} = 0.50 \text{ A}$	4.5	1	09147944	213937
--------------------------	---------------------------------	-----	---	----------	--------

#### 80 A

DFS 4 080-4/0,30-AC S FT	$I_{\Delta n} = 0.30 \text{ A}$	4.5	1/10	09156944	151161
DFS 4 080-4/0,50-AC S FT	$I_{\Delta n} = 0.50 \text{ A}$	4.5	1	09157944	158221

In the FT design, the connections of the internal test key are additionally wired to two terminals. This allows the option of activating the circuit-breaker test device using external switching contacts.

All devices also available in HD design and with N right.

Accessories: terminal caps KA, software DBS, information stickers HAS, restart locks WES  
on Page: 123, 124

## Residual current circuit-breaker (RCCB)

mod. widths pack. units Article No. EAN (4014712...)

### Type AC



### Residual current circuit-breaker DFS 2 AC FT, 2-pole



sensitive to residual currents Type AC, with remote-tripping function

#### 40 A

DFS 2 040-2/0,03-AC FT	I $\Delta$ n = 0.03 A	2.5	1/20	09134622	213487
------------------------	-----------------------	-----	------	----------	--------

#### 100 A

DFS 2 100-2/0,03-AC FT	I $\Delta$ n = 0.03 A	2.5	1/20	09164622	159679
------------------------	-----------------------	-----	------	----------	--------

In the FT design, the connections of the internal test key are additionally wired to two terminals. This allows the option of activating the circuit-breaker test device using external switching contacts.

All devices also available in HD design.

Accessories: terminal caps KA, software DBS, information stickers HAS, restart locks WES  
on Page: 123, 124

### Type AC



### Residual current circuit-breaker DFS 4 AC FT, 4-pole



sensitive to residual currents Type AC, with remote-tripping function

#### 16 A

DFS 4 016-4/0,03-AC FT	I $\Delta$ n = 0.03 A	4.5	1	09114922	200609
------------------------	-----------------------	-----	---	----------	--------

#### 25 A

DFS 4 025-4/0,03-AC FT	I $\Delta$ n = 0.03 A	4.5	1	09124922	200470
------------------------	-----------------------	-----	---	----------	--------

#### 40 A

DFS 4 040-4/0,03-AC FT	I $\Delta$ n = 0.03 A	4.5	1/10	09134922	156920
------------------------	-----------------------	-----	------	----------	--------

DFS 4 040-4/0,30-AC FT	I $\Delta$ n = 0.30 A	4.5	1	09136922	160361
------------------------	-----------------------	-----	---	----------	--------

DFS 4 040-4/0,50-AC FT	I $\Delta$ n = 0.50 A	4.5	1/10	09137922	129245
------------------------	-----------------------	-----	------	----------	--------

#### 63 A

DFS 4 063-4/0,03-AC FT	I $\Delta$ n = 0.03 A	4.5	1/10	09144922	200524
------------------------	-----------------------	-----	------	----------	--------

DFS 4 063-4/0,30-AC FT	I $\Delta$ n = 0.30 A	4.5	1	09146922	207028
------------------------	-----------------------	-----	---	----------	--------

DFS 4 063-4/0,50-AC FT	I $\Delta$ n = 0.50 A	4.5	1/10	09147922	121751
------------------------	-----------------------	-----	------	----------	--------

#### 80 A

DFS 4 080-4/0,03-AC FT	I $\Delta$ n = 0.03 A	4.5	1	09154922	106871
------------------------	-----------------------	-----	---	----------	--------

#### 100 A

DFS 4 100-4/0,03-AC FT	I $\Delta$ n = 0.03 A	4.5	1/10	09164922	159655
------------------------	-----------------------	-----	------	----------	--------

DFS 4 100-4/0,30-AC FT	I $\Delta$ n = 0.30 A	4.5	1	09166922	211872
------------------------	-----------------------	-----	---	----------	--------

#### 125 A

DFS 4 125-4/0,03-AC FT	I $\Delta$ n = 0.03 A	4.5	1/10	09174922	200531
------------------------	-----------------------	-----	------	----------	--------

In the FT design, the connections of the internal test key are additionally wired to two terminals. This allows the option of activating the circuit-breaker test device using external switching contacts.

All devices also available in HD design and with N right.

Accessories: terminal caps KA, software DBS, information stickers HAS, restart locks WES  
on Page: 123, 124

### Type AC



### Residual current circuit-breaker DFS 2 AC Hz, 2-pole



sensitive to residual currents Type AC, for frequencies  $\neq$  50 Hz

#### 16 A

DFS 2 016-2/0,03-AC Hz400	I $\Delta$ n = 0.03 A	2	1/40	09114638	129627
---------------------------	-----------------------	---	------	----------	--------

#### 25 A

DFS 2 025-2/0,03-AC Hz400	I $\Delta$ n = 0.03 A	2	1/40	09124638	138704
---------------------------	-----------------------	---	------	----------	--------

#### 40 A

DFS 2 040-2/0,03-AC Hz400	I $\Delta$ n = 0.03 A	2	1/40	09134638	138681
---------------------------	-----------------------	---	------	----------	--------

All devices also available in HD design.

Accessories: auxiliary switches DHi, terminal caps KA, software DBS, information stickers HAS, automatic reclosing devices DFA, restart locks WES  
on Page: 106, 123, 124

## Residual current circuit-breaker (RCCB)

mod. widths    pack. units    Article No.    EAN (4014712...)

### Type AC

#### Residual current circuit-breaker DFS 4 AC Hz, 4-pole



sensitive to residual currents Type AC, for frequencies  $\neq$  50 Hz

##### 25 A

DFS 4 025-4/0,03-AC Hz400	$I_{\Delta n} = 0.03$ A	4	1/20	09124938	149793
---------------------------	-------------------------	---	------	----------	--------

##### 40 A

DFS 4 040-4/0,50-AC Hz400	$I_{\Delta n} = 0.50$ A	4	1/20	09137938	137936
---------------------------	-------------------------	---	------	----------	--------

All devices also available in HD design and with N right.

Accessories: auxiliary switches DHi, terminal caps KA, software DBS, information stickers HAS, automatic reclosing devices DFA, restart locks WES  
on Page: [106](#), [123](#), [124](#)



### Type AC

#### Residual current circuit-breaker DFS 4 AC W, 2- and 3-pole



sensitive to residual currents Type AC, 16 2/3 Hz or 16 2/3 Hz - 60 Hz

##### 40 A

DFS 4W 040-2/0,50-AC	$I_{\Delta n} = 0.50$ A	4	1/20	09137962	135499
----------------------	-------------------------	---	------	----------	--------

DFS 4W 040-3/0,50-AC	$I_{\Delta n} = 0.50$ A	4	1/20	09137964	135512
----------------------	-------------------------	---	------	----------	--------

##### 63 A

DFS 4W 063-2/0,50-AC	$I_{\Delta n} = 0.50$ A	4	1/20	09147962	135550
----------------------	-------------------------	---	------	----------	--------

All devices also available in HD design.

Accessories: auxiliary switches DHi, terminal caps KA, software DBS, information stickers HAS, automatic reclosing devices DFA, restart locks WES  
on Page: [106](#), [123](#), [124](#)



### Type AC

#### Residual current circuit-breaker DFS 4 AC W, 4-pole



sensitive to residual currents Type AC, 16 2/3 Hz or 16 2/3 Hz - 60 Hz

##### 40 A

DFS 4W 040-4/0,50-AC +DHi11	$I_{\Delta n} = 0.50$ A	4.5	1	09137966	135536
-----------------------------	-------------------------	-----	---	----------	--------

DFS 4W 063-4/0,50-AC +DHi11	$I_{\Delta n} = 0.50$ A	4.5	1/10	09147966	136908
-----------------------------	-------------------------	-----	------	----------	--------

##### 63 A

DFS 4W 063-4/0,50-AC +DHi11	$I_{\Delta n} = 0.50$ A	4.5	1/10	09147966	136908
-----------------------------	-------------------------	-----	------	----------	--------

All devices also available in HD design.

Accessories: terminal caps KA, software DBS, information stickers HAS, restart locks WES  
on Page: [123](#), [124](#)



## Residual current circuit-breaker (RCCB)

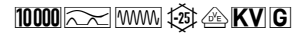
mod. widths pack. units Article No. EAN (4014712...)

### Type F



### Residual current circuit-breaker DFS 2 F, 2-pole

sensitive to residual currents Type F, short-time delayed, lightning resistant



#### 16 A

DFS 2 016-2/0,03-F	$I_{\Delta n} = 0.03 \text{ A}$	2	1/40	09114020	212572
DFS 2 016-2/0,10-F	$I_{\Delta n} = 0.10 \text{ A}$	2	1/40	09115020	212596
DFS 2 016-2/0,30-F	$I_{\Delta n} = 0.30 \text{ A}$	2	1/40	09116020	213449
DFS 2 016-2/0,50-F	$I_{\Delta n} = 0.50 \text{ A}$	2	1/40	09117020	212619

#### 25 A

DFS 2 025-2/0,03-F	$I_{\Delta n} = 0.03 \text{ A}$	2	1/40	09124020	212633
DFS 2 025-2/0,10-F	$I_{\Delta n} = 0.10 \text{ A}$	2	1/40	09125020	212657
DFS 2 025-2/0,30-F	$I_{\Delta n} = 0.30 \text{ A}$	2	1/40	09126020	212671
DFS 2 025-2/0,50-F	$I_{\Delta n} = 0.50 \text{ A}$	2	1/40	09127020	212695

#### 40 A

DFS 2 040-2/0,03-F	$I_{\Delta n} = 0.03 \text{ A}$	2	1/40	09134020	212718
DFS 2 040-2/0,10-F	$I_{\Delta n} = 0.10 \text{ A}$	2	1/40	09135020	212732
DFS 2 040-2/0,30-F	$I_{\Delta n} = 0.30 \text{ A}$	2	1/40	09136020	212756
DFS 2 040-2/0,50-F	$I_{\Delta n} = 0.50 \text{ A}$	2	1/40	09137020	212770

#### 63 A

DFS 2 063-2/0,03-F	$I_{\Delta n} = 0.03 \text{ A}$	2	1/40	09144020	212794
DFS 2 063-2/0,10-F	$I_{\Delta n} = 0.10 \text{ A}$	2	1/40	09145020	212817
DFS 2 063-2/0,30-F	$I_{\Delta n} = 0.30 \text{ A}$	2	1/40	09146020	212831
DFS 2 063-2/0,50-F	$I_{\Delta n} = 0.50 \text{ A}$	2	1/40	09147020	212855

#### 80 A

DFS 2 080-2/0,03-F	$I_{\Delta n} = 0.03 \text{ A}$	2	1/40	09154020	212879
DFS 2 080-2/0,10-F	$I_{\Delta n} = 0.10 \text{ A}$	2	1/40	09155020	212893
DFS 2 080-2/0,30-F	$I_{\Delta n} = 0.30 \text{ A}$	2	1/40	09156020	212916
DFS 2 080-2/0,50-F	$I_{\Delta n} = 0.50 \text{ A}$	2	1/40	09157020	212930

#### 100 A

DFS 2 100-2/0,03-F	$I_{\Delta n} = 0.03 \text{ A}$	2	1/40	09164020	212954
DFS 2 100-2/0,10-F	$I_{\Delta n} = 0.10 \text{ A}$	2	1/40	09165020	212978
DFS 2 100-2/0,30-F	$I_{\Delta n} = 0.30 \text{ A}$	2	1/40	09166020	212992
DFS 2 100-2/0,50-F	$I_{\Delta n} = 0.50 \text{ A}$	2	1/40	09167020	213012

#### 125 A

DFS 2 125-2/0,03-F	$I_{\Delta n} = 0.03 \text{ A}$	2	1/40	09174020	213036
DFS 2 125-2/0,10-F	$I_{\Delta n} = 0.10 \text{ A}$	2	1/40	09175020	213050
DFS 2 125-2/0,30-F	$I_{\Delta n} = 0.30 \text{ A}$	2	1/40	09176020	213074
DFS 2 125-2/0,50-F	$I_{\Delta n} = 0.50 \text{ A}$	2	1/40	09177020	213098

All devices also available in HD design.

Accessories: auxiliary switches DHi, terminal caps KA, software DBS, information stickers HAS, automatic reclosing devices DFA, restart locks WES  
on Page: [106](#), [123](#), [124](#)

## Residual current circuit-breaker (RCCB)

mod. widths    pack. units    Article No.    EAN (4014712...)



### Type F



### Residual current circuit-breaker DFS 4 F, 4-pole

sensitive to residual currents Type F, short-time delayed, lightning resistant

#### 16 A

DFS 4 016-4/0,03-F	$I_{\Delta n} = 0.03 \text{ A}$	4	1/20	09114820	212169
DFS 4 016-4/0,10-F	$I_{\Delta n} = 0.10 \text{ A}$	4	1/20	09115820	212183
DFS 4 016-4/0,30-F	$I_{\Delta n} = 0.30 \text{ A}$	4	1/20	09116820	212206
DFS 4 016-4/0,50-F	$I_{\Delta n} = 0.50 \text{ A}$	4	1/20	09117820	212220

#### 25 A

DFS 4 025-4/0,03-F	$I_{\Delta n} = 0.03 \text{ A}$	4	1/20	09124820	212244
DFS 4 025-4/0,10-F	$I_{\Delta n} = 0.10 \text{ A}$	4	1/20	09125820	212268
DFS 4 025-4/0,30-F	$I_{\Delta n} = 0.30 \text{ A}$	4	1/20	09126820	212282
DFS 4 025-4/0,50-F	$I_{\Delta n} = 0.50 \text{ A}$	4	1/20	09127820	212305

#### 40 A

DFS 4 040-4/0,03-F	$I_{\Delta n} = 0.03 \text{ A}$	4	1/20	09134820	212329
DFS 4 040-4/0,10-F	$I_{\Delta n} = 0.10 \text{ A}$	4	1/20	09135820	212343
DFS 4 040-4/0,30-F	$I_{\Delta n} = 0.30 \text{ A}$	4	1/20	09136820	212367
DFS 4 040-4/0,50-F	$I_{\Delta n} = 0.50 \text{ A}$	4	1/20	09137820	212381

#### 63 A

DFS 4 063-4/0,03-F	$I_{\Delta n} = 0.03 \text{ A}$	4	1/20	09144820	212404
DFS 4 063-4/0,10-F	$I_{\Delta n} = 0.10 \text{ A}$	4	1/20	09145820	212428
DFS 4 063-4/0,30-F	$I_{\Delta n} = 0.30 \text{ A}$	4	1/20	09146820	212442
DFS 4 063-4/0,50-F	$I_{\Delta n} = 0.50 \text{ A}$	4	1/20	09147820	212466

#### 80 A

DFS 4 080-4/0,03-F	$I_{\Delta n} = 0.03 \text{ A}$	4	1/20	09154820	212497
DFS 4 080-4/0,10-F	$I_{\Delta n} = 0.10 \text{ A}$	4	1/20	09155820	212510
DFS 4 080-4/0,30-F	$I_{\Delta n} = 0.30 \text{ A}$	4	1/20	09156820	212534
DFS 4 080-4/0,50-F	$I_{\Delta n} = 0.50 \text{ A}$	4	1/20	09157820	212558

#### 100 A

DFS 4 100-4/0,03-F	$I_{\Delta n} = 0.03 \text{ A}$	4	1/20	09164820	213111
DFS 4 100-4/0,10-F	$I_{\Delta n} = 0.10 \text{ A}$	4	1/20	09165820	213135
DFS 4 100-4/0,30-F	$I_{\Delta n} = 0.30 \text{ A}$	4	1/20	09166820	213159
DFS 4 100-4/0,50-F	$I_{\Delta n} = 0.50 \text{ A}$	4	1/20	09167820	213173

#### 125 A

DFS 4 125-4/0,03-F	$I_{\Delta n} = 0.03 \text{ A}$	4	1/20	09174820	213197
DFS 4 125-4/0,10-F	$I_{\Delta n} = 0.10 \text{ A}$	4	1/20	09175820	213210
DFS 4 125-4/0,30-F	$I_{\Delta n} = 0.30 \text{ A}$	4	1/20	09176820	213234
DFS 4 125-4/0,50-F	$I_{\Delta n} = 0.50 \text{ A}$	4	1/20	09177820	213258

All devices also available in HD design and with N right.

Accessories: auxiliary switches DHi, terminal caps KA, software DBS, information stickers HAS, automatic reclosing devices DFA, restart locks WES  
on Page: 106, 123, 124

## Residual current circuit-breaker (RCCB)

mod. widths    pack. units    Article No.    EAN (4014712...)

### Type F

#### Residual current circuit-breaker DFS 4 F EV, 4-pole

10000



sensitive to residual currents Type F, short-time delayed, lightning resistant, with DC tripping threshold 6 mA, for electromobility

##### 25 A

DFS 4 025-4/0,03-F EV	$I_{\Delta n} = 0.03 \text{ A}$	4	1/20	09124814	242944
-----------------------	---------------------------------	---	------	----------	--------

##### 40 A

DFS 4 040-4/0,03-F EV	$I_{\Delta n} = 0.03 \text{ A}$	4	1/20	09134814	243002
-----------------------	---------------------------------	---	------	----------	--------

##### 63 A

DFS 4 063-4/0,03-F EV	$I_{\Delta n} = 0.03 \text{ A}$	4	1/20	09144814	242968
-----------------------	---------------------------------	---	------	----------	--------

##### 80 A

DFS 4 080-4/0,03-F EV	$I_{\Delta n} = 0.03 \text{ A}$	4	1/20	09154814	242982
-----------------------	---------------------------------	---	------	----------	--------

All devices also available in HD design and with N right.

Accessories: auxiliary switches DHi, terminal caps KA, software DBS, information stickers HAS, automatic reclosing devices DFA, restart locks WES  
on Page: 106, 123, 124

### Type F

#### Residual current circuit-breaker DFS 4 F EV HD, 4-pole

10000



sensitive to residual currents Type F, short-time delayed, lightning resistant, with DC tripping threshold 6 mA, for electromobility, for harsh environments

##### 25 A

DFS 4 025-4/0,03-F EV HD	$I_{\Delta n} = 0.03 \text{ A}$	4	1/20	09124814HD	246607
--------------------------	---------------------------------	---	------	------------	--------

##### 40 A

DFS 4 040-4/0,03-F EV HD	$I_{\Delta n} = 0.03 \text{ A}$	4	1/20	09134814HD	246584
--------------------------	---------------------------------	---	------	------------	--------

##### 63 A

DFS 4 063-4/0,03-F EV HD	$I_{\Delta n} = 0.03 \text{ A}$	4	1/20	09144814HD	246560
--------------------------	---------------------------------	---	------	------------	--------

##### 80 A

DFS 4 080-4/0,03-F EV HD	$I_{\Delta n} = 0.03 \text{ A}$	4	1/20	09154814HD	246546
--------------------------	---------------------------------	---	------	------------	--------

All devices also available with N right.

Accessories: auxiliary switches DHi, terminal caps KA, software DBS, information stickers HAS, automatic reclosing devices DFA, restart locks WES  
on Page: 106, 123, 124

### Type F

#### Residual current circuit-breaker DFS 2 F Audio, 2-pole

10000



sensitive to residual currents Type F, short-time delayed, lightning resistant

##### 40 A

DFS 2 040-2/0,03-F Audio	$I_{\Delta n} = 0.03 \text{ A}$	2	1/4	09134046	242838
--------------------------	---------------------------------	---	-----	----------	--------

Extremely low-impedance design for high-quality audiophile components, reduced loss of sound.

Also available as a 60 Hz version.

Accessories: auxiliary switches DHi, terminal caps KA, software DBS, information stickers HAS, automatic reclosing devices DFA, restart locks WES  
on Page: 106, 123, 124

### Type F

#### Residual current circuit-breaker DFS 4 F Audio, 4-pole

10000



sensitive to residual currents Type F, short-time delayed, lightning resistant

##### 63 A

DFS 4 063-4/0,03-F Audio	$I_{\Delta n} = 0.03 \text{ A}$	4	1/20	09144846	242876
--------------------------	---------------------------------	---	------	----------	--------

Extremely low-impedance design for high-quality audiophile components, reduced loss of sound.

Also available as a 60 Hz version and with neutral conductor right.

Accessories: auxiliary switches DHi, terminal caps KA, software DBS, information stickers HAS, automatic reclosing devices DFA, restart locks WES  
on Page: 106, 123, 124



## Residual current circuit-breaker (RCCB)

mod. widths pack. units Article No. EAN (4014712...)

### Type B



### Residual current circuit-breaker DFS 2 B SK, 2-pole



AC/DC sensitive type B, for installations with frequency inverters, UPS devices etc, increased surge-current resistant, short-time delayed, lightning resistant

#### 16 A

DFS 2 016-2/0,03-B SK	I $\Delta$ n = 0.03 A	2	1/40	09114598	241763
DFS 2 016-2/0,10-B SK	I $\Delta$ n = 0.10 A	2	1/40	09115598	244849
DFS 2 016-2/0,30-B SK	I $\Delta$ n = 0.30 A	2	1/40	09116598	242586

#### 25 A

DFS 2 025-2/0,03-B SK	I $\Delta$ n = 0.03 A	2	1/40	09124598	241749
DFS 2 025-2/0,10-B SK	I $\Delta$ n = 0.10 A	2	1/40	09125598	244863
DFS 2 025-2/0,30-B SK	I $\Delta$ n = 0.30 A	2	1/40	09126598	241640

#### 40 A

DFS 2 040-2/0,03-B SK	I $\Delta$ n = 0.03 A	2	1/40	09134598	241725
DFS 2 040-2/0,10-B SK	I $\Delta$ n = 0.10 A	2	1/40	09135598	244887
DFS 2 040-2/0,30-B SK	I $\Delta$ n = 0.30 A	2	1/40	09136598	241664

#### 63 A

DFS 2 063-2/0,03-B SK	I $\Delta$ n = 0.03 A	2	1/40	09144598	241701
DFS 2 063-2/0,10-B SK	I $\Delta$ n = 0.10 A	2	1/40	09145598	244900
DFS 2 063-2/0,30-B SK	I $\Delta$ n = 0.30 A	2	1/40	09146598	241688

#### 80 A

DFS 2 080-2/0,03-B SK	I $\Delta$ n = 0.03 A	2	1/40	09154598	243040
DFS 2 080-2/0,10-B SK	I $\Delta$ n = 0.10 A	2	1/40	09155598	244924
DFS 2 080-2/0,30-B SK	I $\Delta$ n = 0.30 A	2	1/40	09156598	243026

Tripping current frequency response with extended frequency range up to 150 kHz, higher tripping threshold of 3 A compared to DFS 2/4 B NK for frequencies > 1 kHz. Non-response lag time 10 ms.

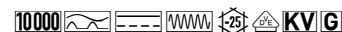
All devices also available in HD design.

Accessories: auxiliary switches DHi, terminal caps KA, software DBS, information stickers HAS, automatic reclosing devices DFA, restart locks WES  
on Page: 106, 123, 124

### Type B



### Residual current circuit-breaker DFS 4 B SK, 2-pole



AC/DC sensitive type B, for installations with frequency inverters, UPS devices etc, increased surge-current resistant, short-time delayed, lightning resistant

#### 100 A

DFS 4 100-2/0,03-B SK	I $\Delta$ n = 0.03 A	4	1/20	09164698	157552
DFS 4 100-2/0,10-B SK	I $\Delta$ n = 0.10 A	4	1/20	09165698	157576
DFS 4 100-2/0,30-B SK	I $\Delta$ n = 0.30 A	4	1/20	09166698	158146
DFS 4 100-2/0,50-B SK	I $\Delta$ n = 0.50 A	4	1/20	09167698	157590

#### 125 A

DFS 4 125-2/0,03-B SK	I $\Delta$ n = 0.03 A	4	1/20	09174698	153066
DFS 4 125-2/0,10-B SK	I $\Delta$ n = 0.10 A	4	1/20	09175698	157613
DFS 4 125-2/0,30-B SK	I $\Delta$ n = 0.30 A	4	1/20	09176698	157637
DFS 4 125-2/0,50-B SK	I $\Delta$ n = 0.50 A	4	1/20	09177698	157651

Tripping current frequency response with extended frequency range up to 150 kHz, higher tripping threshold of 3 A compared to DFS 2/4 B NK for frequencies > 1 kHz. Non-response lag time 10 ms.

All devices also available in HD design.

Accessories: auxiliary switches DHi, terminal caps KA, software DBS, information stickers HAS, automatic reclosing devices DFA, restart locks WES  
on Page: 106, 123, 124

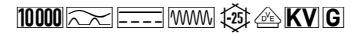
## Residual current circuit-breaker (RCCB)

mod. pack. Article No. EAN  
widths units (4014712...)

### Type B



### Residual current circuit-breaker DFS 4 B SK, 4-pole



AC/DC sensitive type B, for installations with frequency inverters, UPS devices etc, increased surge-current resistant, short-time delayed, lightning resistant

#### 16 A

DFS 4 016-4/0,03-B SK	$I_{\Delta n} = 0.03 \text{ A}$	4	1/20	09114998	148383
DFS 4 016-4/0,10-B SK	$I_{\Delta n} = 0.10 \text{ A}$	4	1/20	09115998	148406
DFS 4 016-4/0,30-B SK	$I_{\Delta n} = 0.30 \text{ A}$	4	1/20	09116998	148420
DFS 4 016-4/0,50-B SK	$I_{\Delta n} = 0.50 \text{ A}$	4	1/20	09117998	148444

#### 25 A

DFS 4 025-4/0,03-B SK	$I_{\Delta n} = 0.03 \text{ A}$	4	1/20	09124998	148468
DFS 4 025-4/0,10-B SK	$I_{\Delta n} = 0.10 \text{ A}$	4	1/20	09125998	148482
DFS 4 025-4/0,30-B SK	$I_{\Delta n} = 0.30 \text{ A}$	4	1/20	09126998	148505
DFS 4 025-4/0,50-B SK	$I_{\Delta n} = 0.50 \text{ A}$	4	1/20	09127998	148529

#### 40 A

DFS 4 040-4/0,03-B SK	$I_{\Delta n} = 0.03 \text{ A}$	4	1/20	09134998	148543
DFS 4 040-4/0,10-B SK	$I_{\Delta n} = 0.10 \text{ A}$	4	1/20	09135998	148567
DFS 4 040-4/0,30-B SK	$I_{\Delta n} = 0.30 \text{ A}$	4	1/20	09136998	148581
DFS 4 040-4/0,50-B SK	$I_{\Delta n} = 0.50 \text{ A}$	4	1/20	09137998	148604

#### 63 A

DFS 4 063-4/0,03-B SK	$I_{\Delta n} = 0.03 \text{ A}$	4	1/20	09144998	148628
DFS 4 063-4/0,10-B SK	$I_{\Delta n} = 0.10 \text{ A}$	4	1/20	09145998	148642
DFS 4 063-4/0,30-B SK	$I_{\Delta n} = 0.30 \text{ A}$	4	1/20	09146998	148666
DFS 4 063-4/0,50-B SK	$I_{\Delta n} = 0.50 \text{ A}$	4	1/20	09147998	148680

#### 80 A

DFS 4 080-4/0,03-B SK	$I_{\Delta n} = 0.03 \text{ A}$	4	1/20	09154998	148703
DFS 4 080-4/0,10-B SK	$I_{\Delta n} = 0.10 \text{ A}$	4	1/20	09155998	148727
DFS 4 080-4/0,30-B SK	$I_{\Delta n} = 0.30 \text{ A}$	4	1/20	09156998	148741
DFS 4 080-4/0,50-B SK	$I_{\Delta n} = 0.50 \text{ A}$	4	1/20	09157998	148765

#### 100 A

DFS 4 100-4/0,03-B SK	$I_{\Delta n} = 0.03 \text{ A}$	4	1/20	09164998	148789
DFS 4 100-4/0,10-B SK	$I_{\Delta n} = 0.10 \text{ A}$	4	1/20	09165998	148802
DFS 4 100-4/0,30-B SK	$I_{\Delta n} = 0.30 \text{ A}$	4	1/20	09166998	148826
DFS 4 100-4/0,50-B SK	$I_{\Delta n} = 0.50 \text{ A}$	4	1/20	09167998	148840

#### 125 A

DFS 4 125-4/0,03-B SK	$I_{\Delta n} = 0.03 \text{ A}$	4	1/20	09174998	149359
DFS 4 125-4/0,10-B SK	$I_{\Delta n} = 0.10 \text{ A}$	4	1/20	09175998	149373
DFS 4 125-4/0,30-B SK	$I_{\Delta n} = 0.30 \text{ A}$	4	1/20	09176998	148864
DFS 4 125-4/0,50-B SK	$I_{\Delta n} = 0.50 \text{ A}$	4	1/20	09177998	148888

Tripping current frequency response with extended frequency range up to 150 kHz, higher tripping threshold of 3 A compared to DFS 2/4 B NK for frequencies > 1 kHz. Non-response lag time 10 ms.

All devices are also available in HD design and up to 80 A with N right.

Accessories: auxiliary switches DHi, terminal caps KA, software DBS, information stickers HAS, automatic reclosing devices DFA, restart locks WES  
on Page: [106](#), [123](#), [124](#)

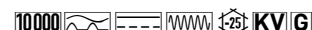
## Residual current circuit-breaker (RCCB)

mod. widths    pack. units    Article No.    EAN (4014712...)

### Type B



### Residual current circuit-breaker DFS 4 B SK MI, 4-pole



AC/DC sensitive type B, increased surge-current resistant, short-time delayed, lightning resistant, for mobile installations

#### 16 A

DFS 4 016-4/0,03-B SK MI	I $\Delta$ n = 0.03 A	4	1/20	09114892	223592
--------------------------	-----------------------	---	------	----------	--------

#### 25 A

DFS 4 025-4/0,03-B SK MI	I $\Delta$ n = 0.03 A	4	1/20	09124892	223615
--------------------------	-----------------------	---	------	----------	--------

#### 40 A

DFS 4 040-4/0,03-B SK MI	I $\Delta$ n = 0.03 A	4	1/20	09134892	223639
--------------------------	-----------------------	---	------	----------	--------

#### 63 A

DFS 4 063-4/0,03-B SK MI	I $\Delta$ n = 0.03 A	4	1/20	09144892	223653
--------------------------	-----------------------	---	------	----------	--------

#### 80 A

DFS 4 080-4/0,03-B SK MI	I $\Delta$ n = 0.03 A	4	1/20	09154892	249721
--------------------------	-----------------------	---	------	----------	--------

DFS 4 080-4/0,30-B SK MI	I $\Delta$ n = 0.30 A	4	1/20	09156892	247864
--------------------------	-----------------------	---	------	----------	--------

Tripping current frequency response with extended frequency range up to 150 kHz, higher tripping threshold of 3 A compared to DFS 2/4 B NK for frequencies > 1 kHz. Non-response lag time 10 ms, with DC tripping threshold 6 mA.

All devices are also available in HD design and up to 80 A with N right.

Accessories: auxiliary switches DHi, terminal caps KA, software DBS, information stickers HAS, automatic reclosing devices DFA, restart locks WES  
on Page: 106, 123, 124

### Type B



### Residual current circuit-breaker DFS 4 B SK S, 4-pole



AC/DC sensitive type B, for installations with frequency inverters, UPS devices etc, increased surge-current resistant, lightning resistant, selective

#### 40 A

DFS 4 040-4/0,30-B SK S	I $\Delta$ n = 0.30 A	4	1/20	09136999	149397
-------------------------	-----------------------	---	------	----------	--------

DFS 4 040-4/0,50-B SK S	I $\Delta$ n = 0.50 A	4	1/20	09137999	149410
-------------------------	-----------------------	---	------	----------	--------

#### 63 A

DFS 4 063-4/0,30-B SK S	I $\Delta$ n = 0.30 A	4	1/20	09146999	149434
-------------------------	-----------------------	---	------	----------	--------

DFS 4 063-4/0,50-B SK S	I $\Delta$ n = 0.50 A	4	1/20	09147999	149458
-------------------------	-----------------------	---	------	----------	--------

#### 80 A

DFS 4 080-4/0,30-B SK S	I $\Delta$ n = 0.30 A	4	1/20	09156999	149472
-------------------------	-----------------------	---	------	----------	--------

DFS 4 080-4/0,50-B SK S	I $\Delta$ n = 0.50 A	4	1/20	09157999	149496
-------------------------	-----------------------	---	------	----------	--------

#### 100 A

DFS 4 100-4/0,30-B SK S	I $\Delta$ n = 0.30 A	4	1/20	09166999	149519
-------------------------	-----------------------	---	------	----------	--------

DFS 4 100-4/0,50-B SK S	I $\Delta$ n = 0.50 A	4	1/20	09167999	149533
-------------------------	-----------------------	---	------	----------	--------

#### 125 A

DFS 4 125-4/0,30-B SK S	I $\Delta$ n = 0.30 A	4	1/20	09176999	149557
-------------------------	-----------------------	---	------	----------	--------

DFS 4 125-4/0,50-B SK S	I $\Delta$ n = 0.50 A	4	1/20	09177999	149571
-------------------------	-----------------------	---	------	----------	--------

Tripping current frequency response with extended frequency range up to 150 kHz, higher tripping threshold of 3 A compared to DFS 2/4 B NK for frequencies > 1 kHz. Non-response lag time 50 ms.

All devices are also available in HD design and up to 80 A with N right.

Accessories: auxiliary switches DHi, terminal caps KA, software DBS, information stickers HAS, automatic reclosing devices DFA, restart locks WES  
on Page: 106, 123, 124


## Residual current circuit-breaker (RCCB)

mod. pack. Article No. EAN  
widths units (4014712...)

**Type B**



### Residual current circuit-breaker DFS 4 B SK S V, 4-pole



AC/DC sensitive type B, for installations with frequency inverters, UPS devices etc, increased surge-current resistant, lightning resistant, selective, for special voltages 500 V

#### 40 A

DFS 4 040-4/0,30-B SK S V500	$I_{\Delta n} = 0.30 \text{ A}$	4	1/20	09136982	156715
------------------------------	---------------------------------	---	------	----------	--------

DFS 4 040-4/0,50-B SK S V500	$I_{\Delta n} = 0.50 \text{ A}$	4	1/20	09137982	156739
------------------------------	---------------------------------	---	------	----------	--------

#### 63 A

DFS 4 063-4/0,30-B SK S V500	$I_{\Delta n} = 0.30 \text{ A}$	4	1/20	09146982	156753
------------------------------	---------------------------------	---	------	----------	--------

DFS 4 063-4/0,50-B SK S V500	$I_{\Delta n} = 0.50 \text{ A}$	4	1/20	09147982	156777
------------------------------	---------------------------------	---	------	----------	--------

#### 80 A

DFS 4 080-4/0,30-B SK S V500	$I_{\Delta n} = 0.30 \text{ A}$	4	1/20	09156982	156791
------------------------------	---------------------------------	---	------	----------	--------

DFS 4 080-4/0,50-B SK S V500	$I_{\Delta n} = 0.50 \text{ A}$	4	1/20	09157982	156814
------------------------------	---------------------------------	---	------	----------	--------

#### 100 A

DFS 4 100-4/0,30-B SK S V500	$I_{\Delta n} = 0.30 \text{ A}$	4	1/20	09166982	156838
------------------------------	---------------------------------	---	------	----------	--------

DFS 4 100-4/0,50-B SK S V500	$I_{\Delta n} = 0.50 \text{ A}$	4	1/20	09167982	156852
------------------------------	---------------------------------	---	------	----------	--------

#### 125 A

DFS 4 125-4/0,30-B SK S V500	$I_{\Delta n} = 0.30 \text{ A}$	4	1/20	09176982	156876
------------------------------	---------------------------------	---	------	----------	--------

DFS 4 125-4/0,50-B SK S V500	$I_{\Delta n} = 0.50 \text{ A}$	4	1/20	09177982	156890
------------------------------	---------------------------------	---	------	----------	--------

Tripping current frequency response with extended frequency range up to 150 kHz, higher tripping threshold of 3 A compared to DFS 2/4 B NK for frequencies > 1 kHz. Non-response lag time 50 ms.

All devices are also available in HD design and up to 80 A with N right.  
Other special voltages on request.

Accessories: auxiliary switches DHi, terminal caps KA, software DBS, information stickers HAS, automatic reclosing devices DFA, restart locks WES  
on Page: 106, 123, 124

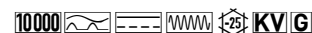
## Residual current circuit-breaker (RCCB)

mod. widths    pack. units    Article No.    EAN (4014712...)

**Type B**



### Residual current circuit-breaker DFS 4 B SK V, 4-pole



*AC/DC sensitive type B, for installations with frequency inverters, UPS devices etc, increased surge-current resistant, short-time delayed, lightning resistant, for special voltages 500 V*

**16 A**

DFS 4 016-4/0,03-B SK V500	I $\Delta$ n = 0.03 A	4	1/20	09114984	156197
DFS 4 016-4/0,10-B SK V500	I $\Delta$ n = 0.10 A	4	1/20	09115984	156210
DFS 4 016-4/0,30-B SK V500	I $\Delta$ n = 0.30 A	4	1/20	09116984	156234
DFS 4 016-4/0,50-B SK V500	I $\Delta$ n = 0.50 A	4	1/20	09117984	156258

**25 A**

DFS 4 025-4/0,03-B SK V500	I $\Delta$ n = 0.03 A	4	1/20	09124984	156272
DFS 4 025-4/0,10-B SK V500	I $\Delta$ n = 0.10 A	4	1/20	09125984	156296
DFS 4 025-4/0,30-B SK V500	I $\Delta$ n = 0.30 A	4	1/20	09126984	156319
DFS 4 025-4/0,50-B SK V500	I $\Delta$ n = 0.50 A	4	1/20	09127984	156333

**40 A**

DFS 4 040-4/0,03-B SK V500	I $\Delta$ n = 0.03 A	4	1/20	09134984	156357
DFS 4 040-4/0,10-B SK V500	I $\Delta$ n = 0.10 A	4	1/20	09135984	156371
DFS 4 040-4/0,30-B SK V500	I $\Delta$ n = 0.30 A	4	1/20	09136984	156395
DFS 4 040-4/0,50-B SK V500	I $\Delta$ n = 0.50 A	4	1/20	09137984	156418

**63 A**

DFS 4 063-4/0,03-B SK V500	I $\Delta$ n = 0.03 A	4	1/20	09144984	154421
DFS 4 063-4/0,10-B SK V500	I $\Delta$ n = 0.10 A	4	1/20	09145984	156432
DFS 4 063-4/0,30-B SK V500	I $\Delta$ n = 0.30 A	4	1/20	09146984	156456
DFS 4 063-4/0,50-B SK V500	I $\Delta$ n = 0.50 A	4	1/20	09147984	156470

**80 A**

DFS 4 080-4/0,03-B SK V500	I $\Delta$ n = 0.03 A	4	1/20	09154984	156494
DFS 4 080-4/0,10-B SK V500	I $\Delta$ n = 0.10 A	4	1/20	09155984	156517
DFS 4 080-4/0,30-B SK V500	I $\Delta$ n = 0.30 A	4	1/20	09156984	156531
DFS 4 080-4/0,50-B SK V500	I $\Delta$ n = 0.50 A	4	1/20	09157984	156555

**100 A**

DFS 4 100-4/0,03-B SK V500	I $\Delta$ n = 0.03 A	4	1/20	09164984	156579
DFS 4 100-4/0,10-B SK V500	I $\Delta$ n = 0.10 A	4	1/20	09165984	156593
DFS 4 100-4/0,30-B SK V500	I $\Delta$ n = 0.30 A	4	1/20	09166984	156616
DFS 4 100-4/0,50-B SK V500	I $\Delta$ n = 0.50 A	4	1/20	09167984	156630

**125 A**

DFS 4 125-4/0,03-B SK V500	I $\Delta$ n = 0.03 A	4	1/20	09174984	158634
DFS 4 125-4/0,10-B SK V500	I $\Delta$ n = 0.10 A	4	1/20	09175984	156654
DFS 4 125-4/0,30-B SK V500	I $\Delta$ n = 0.30 A	4	1/20	09176984	156678
DFS 4 125-4/0,50-B SK V500	I $\Delta$ n = 0.50 A	4	1/20	09177984	156692

Tripping current frequency response with extended frequency range up to 150 kHz, higher tripping threshold of 3 A compared to DFS 2/4 B NK for frequencies > 1 kHz. Non-response lag time 10 ms.

All devices are also available in HD design and up to 80 A with N right.  
Other special voltages on request.

Accessories: auxiliary switches DHi, terminal caps KA, software DBS, information stickers HAS, automatic reclosing devices DFA, restart locks WES  
on Page: 106, 123, 124

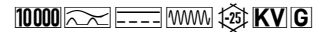
## Residual current circuit-breaker (RCCB)

mod. widths    pack. units    Article No.    EAN (4014712...)

### Type B



### Residual current circuit-breaker DFS 4 B SK NA, 4-pole



AC/DC sensitive type B, increased surge-current resistant, short-time delayed, lightning resistant, emergency switching off function

#### 16 A

DFS 4 016-4/0,03-B SK NA	$I_{\Delta n} = 0.03 \text{ A}$	4.5	1/6	09114861	224094
--------------------------	---------------------------------	-----	-----	----------	--------

#### 25 A

DFS 4 025-4/0,03-B SK NA	$I_{\Delta n} = 0.03 \text{ A}$	4.5	1/6	09124861	224117
--------------------------	---------------------------------	-----	-----	----------	--------

#### 40 A

DFS 4 040-4/0,03-B SK NA	$I_{\Delta n} = 0.03 \text{ A}$	4.5	1/6	09134861	224124
--------------------------	---------------------------------	-----	-----	----------	--------

#### 63 A

DFS 4 063-4/0,03-B SK NA	$I_{\Delta n} = 0.03 \text{ A}$	4.5	1/6	09144861	224148
--------------------------	---------------------------------	-----	-----	----------	--------

#### 80 A

DFS 4 080-4/0,03-B SK NA	$I_{\Delta n} = 0.03 \text{ A}$	<b>NEW</b>	4.5	1/6	09154861	270282
--------------------------	---------------------------------	------------	-----	-----	----------	--------

#### 100 A

DFS 4 100-4/0,03-B SK NA	$I_{\Delta n} = 0.03 \text{ A}$	<b>NEW</b>	4.5	1/6	09164861	270305
--------------------------	---------------------------------	------------	-----	-----	----------	--------

#### 125 A

DFS 4 125-4/0,03-B SK NA	$I_{\Delta n} = 0.03 \text{ A}$	4.5	1/6	09174861	225589
--------------------------	---------------------------------	-----	-----	----------	--------

DFS with emergency stop function (variant "NA") enable connection of control elements such as push-buttons for disconnecting the RCCB in emergency situations.


All devices are also available in HD design and up to 80 A with N right.

Accessories: terminal caps KA, software DBS, information stickers HAS, restart locks WES, auxiliary switches DHi, automatic reclosing devices DFA  
on Page: 106, 123, 124

### Type B+



### Residual current circuit-breaker DFS 2 B+, 2-pole



AC/DC sensitive type B+, for installations with frequency inverters, UPS devices etc, increased surge-current resistant, short-time delayed, lightning resistant, fire prevention up to 20 kHz

#### 16 A

DFS 2 016-2/0,03-B+	$I_{\Delta n} = 0.03 \text{ A}$	2	1/40	09114596	244962
---------------------	---------------------------------	---	------	----------	--------

DFS 2 016-2/0,10-B+	$I_{\Delta n} = 0.10 \text{ A}$	2	1/40	09115596	245143
---------------------	---------------------------------	---	------	----------	--------

DFS 2 016-2/0,30-B+	$I_{\Delta n} = 0.30 \text{ A}$	2	1/40	09116596	245167
---------------------	---------------------------------	---	------	----------	--------

#### 25 A

DFS 2 025-2/0,03-B+	$I_{\Delta n} = 0.03 \text{ A}$	2	1/40	09124596	244986
---------------------	---------------------------------	---	------	----------	--------

DFS 2 025-2/0,10-B+	$I_{\Delta n} = 0.10 \text{ A}$	2	1/40	09125596	245129
---------------------	---------------------------------	---	------	----------	--------

DFS 2 025-2/0,30-B+	$I_{\Delta n} = 0.30 \text{ A}$	2	1/40	09126596	245181
---------------------	---------------------------------	---	------	----------	--------

#### 40 A

DFS 2 040-2/0,03-B+	$I_{\Delta n} = 0.03 \text{ A}$	2	1/40	09134596	245006
---------------------	---------------------------------	---	------	----------	--------

DFS 2 040-2/0,10-B+	$I_{\Delta n} = 0.10 \text{ A}$	2	1/40	09135596	245105
---------------------	---------------------------------	---	------	----------	--------

DFS 2 040-2/0,30-B+	$I_{\Delta n} = 0.30 \text{ A}$	2	1/40	09136596	245204
---------------------	---------------------------------	---	------	----------	--------

#### 63 A

DFS 2 063-2/0,03-B+	$I_{\Delta n} = 0.03 \text{ A}$	2	1/40	09144596	245020
---------------------	---------------------------------	---	------	----------	--------

DFS 2 063-2/0,10-B+	$I_{\Delta n} = 0.10 \text{ A}$	2	1/40	09145596	245082
---------------------	---------------------------------	---	------	----------	--------

DFS 2 063-2/0,30-B+	$I_{\Delta n} = 0.30 \text{ A}$	2	1/40	09146596	245228
---------------------	---------------------------------	---	------	----------	--------

#### 80 A

DFS 2 080-2/0,03-B+	$I_{\Delta n} = 0.03 \text{ A}$	2	1/40	09154596	245044
---------------------	---------------------------------	---	------	----------	--------

DFS 2 080-2/0,10-B+	$I_{\Delta n} = 0.10 \text{ A}$	2	1/40	09155596	245068
---------------------	---------------------------------	---	------	----------	--------

DFS 2 080-2/0,30-B+	$I_{\Delta n} = 0.30 \text{ A}$	2	1/40	09156596	245242
---------------------	---------------------------------	---	------	----------	--------

Tripping current frequency response with extended frequency range up to 20 kHz, higher tripping threshold of 420 mA compared to DFS 2/4 B NK, non-response lag time 10 ms.

All devices also available in HD design.

Accessories: auxiliary switches DHi, terminal caps KA, software DBS, information stickers HAS, automatic reclosing devices DFA, restart locks WES  
on Page: 106, 123, 124


## Residual current circuit-breaker (RCCB)

mod. widths    pack. units    Article No.    EAN (4014712...)

### Type B+



### Residual current circuit-breaker DFS 4 B+, 2-pole



AC/DC sensitive type B+, for installations with frequency inverters, UPS devices etc, increased surge-current resistant, short-time delayed, lightning resistant, fire prevention up to 20 kHz

#### 100 A

DFS 4 100-2/0,03-B+	I $\Delta$ n = 0.03 A	4	1/20	09164095	203839
DFS 4 100-2/0,10-B+	I $\Delta$ n = 0.10 A	4	1/20	09165095	203853
DFS 4 100-2/0,30-B+	I $\Delta$ n = 0.30 A	4	1/20	09166095	203877

#### 125 A

DFS 4 125-2/0,03-B+	I $\Delta$ n = 0.03 A	4	1/20	09174095	203891
DFS 4 125-2/0,10-B+	I $\Delta$ n = 0.10 A	4	1/20	09175095	203914
DFS 4 125-2/0,30-B+	I $\Delta$ n = 0.30 A	4	1/20	09176095	203938

Tripping current frequency response with extended frequency range up to 20 kHz, higher tripping threshold of 420 mA compared to DFS 2/4 B NK, non-response lag time 10 ms.


All devices also available in HD design.

Accessories: auxiliary switches DHi, terminal caps KA, software DBS, information stickers HAS, automatic reclosing devices DFA, restart locks WES  
on Page: 106, 123, 124

### Type B+



### Residual current circuit-breaker DFS 4 B+, 4-pole



AC/DC sensitive type B+, for installations with frequency inverters, UPS devices etc, increased surge-current resistant, short-time delayed, lightning resistant, fire prevention up to 20 kHz

#### 16 A

DFS 4 016-4/0,03-B+	I $\Delta$ n = 0.03 A	4	1/20	09114895	203112
DFS 4 016-4/0,10-B+	I $\Delta$ n = 0.10 A	4	1/20	09115895	203136
DFS 4 016-4/0,30-B+	I $\Delta$ n = 0.30 A	4	1/20	09116895	203150

#### 25 A

DFS 4 025-4/0,03-B+	I $\Delta$ n = 0.03 A	4	1/20	09124895	203174
DFS 4 025-4/0,10-B+	I $\Delta$ n = 0.10 A	4	1/20	09125895	203198
DFS 4 025-4/0,30-B+	I $\Delta$ n = 0.30 A	4	1/20	09126895	203211

#### 40 A

DFS 4 040-4/0,03-B+	I $\Delta$ n = 0.03 A	4	1/20	09134895	203235
DFS 4 040-4/0,10-B+	I $\Delta$ n = 0.10 A	4	1/20	09135895	203259
DFS 4 040-4/0,30-B+	I $\Delta$ n = 0.30 A	4	1/20	09136895	203273

#### 63 A

DFS 4 063-4/0,03-B+	I $\Delta$ n = 0.03 A	4	1/20	09144895	203297
DFS 4 063-4/0,10-B+	I $\Delta$ n = 0.10 A	4	1/20	09145895	203310
DFS 4 063-4/0,30-B+	I $\Delta$ n = 0.30 A	4	1/20	09146895	203334

#### 80 A

DFS 4 080-4/0,03-B+	I $\Delta$ n = 0.03 A	4	1/20	09154895	203358
DFS 4 080-4/0,10-B+	I $\Delta$ n = 0.10 A	4	1/20	09155895	203372
DFS 4 080-4/0,30-B+	I $\Delta$ n = 0.30 A	4	1/20	09156895	203396

#### 100 A

DFS 4 100-4/0,03-B+	I $\Delta$ n = 0.03 A	4	1/20	09164895	203419
DFS 4 100-4/0,10-B+	I $\Delta$ n = 0.10 A	4	1/20	09165895	203433
DFS 4 100-4/0,30-B+	I $\Delta$ n = 0.30 A	4	1/20	09166895	203457

#### 125 A

DFS 4 125-4/0,03-B+	I $\Delta$ n = 0.03 A	4	1/20	09174895	203471
DFS 4 125-4/0,10-B+	I $\Delta$ n = 0.10 A	4	1/20	09175895	203495
DFS 4 125-4/0,30-B+	I $\Delta$ n = 0.30 A	4	1/20	09176895	203518

Tripping current frequency response with extended frequency range up to 20 kHz, higher tripping threshold of 420 mA compared to DFS 2/4 B NK, non-response lag time 10 ms.

All devices are also available in HD design and up to 80 A with N right.

Accessories: auxiliary switches DHi, terminal caps KA, software DBS, information stickers HAS, automatic reclosing devices DFA, restart locks WES  
on Page: 106, 123, 124

## Residual current circuit-breaker (RCCB)

mod. pack. Article No. EAN  
widths units (4014712...)

### Type B+



### Residual current circuit-breaker DFS 4 B+ MI, 4-pole

AC/DC sensitive type B+, for mobile installations

10000 kHz

#### 16 A

DFS 4 016-4/0,03-B+ MI	$I_{\Delta n} = 0.03 \text{ A}$	4	1/20	09114889	217966
------------------------	---------------------------------	---	------	----------	--------

#### 25 A

DFS 4 025-4/0,03-B+ MI	$I_{\Delta n} = 0.03 \text{ A}$	4	1/20	09124889	217980
------------------------	---------------------------------	---	------	----------	--------

#### 40 A

DFS 4 040-4/0,03-B+ MI	$I_{\Delta n} = 0.03 \text{ A}$	4	1/20	09134889	218000
------------------------	---------------------------------	---	------	----------	--------

#### 63 A

DFS 4 063-4/0,03-B+ MI	$I_{\Delta n} = 0.03 \text{ A}$	4	1/20	09144889	218024
------------------------	---------------------------------	---	------	----------	--------

Tripping current frequency response with extended frequency range up to 20 kHz, higher tripping threshold of 420 mA compared to DFS 2/4 B NK, non-response lag time 10 ms, with DC tripping threshold 6 mA.

All devices are also available in HD design and up to 80 A with N right.

Accessories: auxiliary switches DHi, terminal caps KA, software DBS, information stickers HAS, automatic reclosing devices DFA, restart locks WES  
on Page: 106, 123, 124

### Type B



### Residual current circuit-breaker DFS 2 B NK, 2-pole

AC/DC sensitive type B, for installations with PV inverters, UPS devices etc, increased surge-current resistant, short-time delayed, lightning resistant, fire prevention up to 150 kHz

10000 kHz

#### 16 A

DFS 2 016-2/0,03-B NK	$I_{\Delta n} = 0.03 \text{ A}$	2	1/40	09114595	242609
-----------------------	---------------------------------	---	------	----------	--------

DFS 2 016-2/0,10-B NK	$I_{\Delta n} = 0.10 \text{ A}$	2	1/40	09115595	244740
-----------------------	---------------------------------	---	------	----------	--------

DFS 2 016-2/0,30-B NK	$I_{\Delta n} = 0.30 \text{ A}$	2	1/40	09116595	242746
-----------------------	---------------------------------	---	------	----------	--------

#### 25 A

DFS 2 025-2/0,03-B NK	$I_{\Delta n} = 0.03 \text{ A}$	2	1/40	09124595	242623
-----------------------	---------------------------------	---	------	----------	--------

DFS 2 025-2/0,10-B NK	$I_{\Delta n} = 0.10 \text{ A}$	2	1/40	09125595	244764
-----------------------	---------------------------------	---	------	----------	--------

DFS 2 025-2/0,30-B NK	$I_{\Delta n} = 0.30 \text{ A}$	2	1/40	09126595	242722
-----------------------	---------------------------------	---	------	----------	--------

#### 40 A

DFS 2 040-2/0,03-B NK	$I_{\Delta n} = 0.03 \text{ A}$	2	1/40	09134595	242647
-----------------------	---------------------------------	---	------	----------	--------

DFS 2 040-2/0,10-B NK	$I_{\Delta n} = 0.10 \text{ A}$	2	1/40	09135595	244788
-----------------------	---------------------------------	---	------	----------	--------

DFS 2 040-2/0,30-B NK	$I_{\Delta n} = 0.30 \text{ A}$	2	1/40	09136595	242708
-----------------------	---------------------------------	---	------	----------	--------

#### 63 A

DFS 2 063-2/0,03-B NK	$I_{\Delta n} = 0.03 \text{ A}$	2	1/40	09144595	242661
-----------------------	---------------------------------	---	------	----------	--------

DFS 2 063-2/0,10-B NK	$I_{\Delta n} = 0.10 \text{ A}$	2	1/40	09145595	244801
-----------------------	---------------------------------	---	------	----------	--------

DFS 2 063-2/0,30-B NK	$I_{\Delta n} = 0.30 \text{ A}$	2	1/40	09146595	242685
-----------------------	---------------------------------	---	------	----------	--------

#### 80 A

DFS 2 080-2/0,03-B NK	$I_{\Delta n} = 0.03 \text{ A}$	2	1/40	09154595	243064
-----------------------	---------------------------------	---	------	----------	--------

DFS 2 080-2/0,10-B NK	$I_{\Delta n} = 0.10 \text{ A}$	2	1/40	09155595	244825
-----------------------	---------------------------------	---	------	----------	--------

DFS 2 080-2/0,30-B NK	$I_{\Delta n} = 0.30 \text{ A}$	2	1/40	09156595	243088
-----------------------	---------------------------------	---	------	----------	--------

Tripping current frequency response with extended frequency range up to 150 kHz at max. conventional tripping current of 300 mA, non-response lag time 10 ms.

All devices also available in HD design.

Accessories: auxiliary switches DHi, terminal caps KA, software DBS, information stickers HAS, automatic reclosing devices DFA, restart locks WES  
on Page: 106, 123, 124



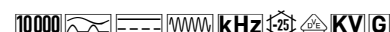
## Residual current circuit-breaker (RCCB)

mod. widths    pack. units    Article No.    EAN (4014712...)

### Type B



### Residual current circuit-breaker DFS 4 B NK, 2-pole



AC/DC sensitive type B, for installations with PV inverters, UPS devices etc, increased surge-current resistant, short-time delayed, lightning resistant, fire prevention up to 150 kHz

#### 100 A

DFS 4 100-2/0,03-B NK	I $\Delta$ n = 0.03 A	4	1/20	09164695	157279
DFS 4 100-2/0,10-B NK	I $\Delta$ n = 0.10 A	4	1/20	09165695	157293
DFS 4 100-2/0,30-B NK	I $\Delta$ n = 0.30 A	4	1/20	09166695	157095

#### 125 A

DFS 4 125-2/0,03-B NK	I $\Delta$ n = 0.03 A	4	1/20	09174695	157330
DFS 4 125-2/0,10-B NK	I $\Delta$ n = 0.10 A	4	1/20	09175695	157354
DFS 4 125-2/0,30-B NK	I $\Delta$ n = 0.30 A	4	1/20	09176695	157378

Tripping current frequency response with extended frequency range up to 150 kHz at max. conventional tripping current of 300 mA, non-response lag time 10 ms.

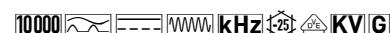
All devices also available in HD design.

Accessories: auxiliary switches DHi, terminal caps KA, software DBS, information stickers HAS, automatic reclosing devices DFA, restart locks WES  
on Page: 106, 123, 124

### Type B



### Residual current circuit-breaker DFS 4 B NK, 4-pole



AC/DC sensitive type B, for installations with frequency inverters, UPS devices etc, increased surge-current resistant, short-time delayed, lightning resistant, fire prevention up to 150 kHz

#### 16 A

DFS 4 016-4/0,03-B NK	I $\Delta$ n = 0.03 A	4	1/20	09114995	139237
DFS 4 016-4/0,10-B NK	I $\Delta$ n = 0.10 A	4	1/20	09115995	139251
DFS 4 016-4/0,30-B NK	I $\Delta$ n = 0.30 A	4	1/20	09116995	139275

#### 25 A

DFS 4 025-4/0,03-B NK	I $\Delta$ n = 0.03 A	4	1/20	09124995	139312
DFS 4 025-4/0,10-B NK	I $\Delta$ n = 0.10 A	4	1/20	09125995	139336
DFS 4 025-4/0,30-B NK	I $\Delta$ n = 0.30 A	4	1/20	09126995	139350

#### 40 A

DFS 4 040-4/0,03-B NK	I $\Delta$ n = 0.03 A	4	1/20	09134995	139398
DFS 4 040-4/0,10-B NK	I $\Delta$ n = 0.10 A	4	1/20	09135995	139411
DFS 4 040-4/0,30-B NK	I $\Delta$ n = 0.30 A	4	1/20	09136995	139435

#### 63 A

DFS 4 063-4/0,03-B NK	I $\Delta$ n = 0.03 A	4	1/20	09144995	139473
DFS 4 063-4/0,10-B NK	I $\Delta$ n = 0.10 A	4	1/20	09145995	139497
DFS 4 063-4/0,30-B NK	I $\Delta$ n = 0.30 A	4	1/20	09146995	139510

#### 80 A

DFS 4 080-4/0,03-B NK	I $\Delta$ n = 0.03 A	4	1/20	09154995	139558
DFS 4 080-4/0,10-B NK	I $\Delta$ n = 0.10 A	4	1/20	09155995	139572
DFS 4 080-4/0,30-B NK	I $\Delta$ n = 0.30 A	4	1/20	09156995	139596

#### 100 A

DFS 4 100-4/0,03-B NK	I $\Delta$ n = 0.03 A	4	1/20	09164995	139633
DFS 4 100-4/0,10-B NK	I $\Delta$ n = 0.10 A	4	1/20	09165995	139657
DFS 4 100-4/0,30-B NK	I $\Delta$ n = 0.30 A	4	1/20	09166995	139671

#### 125 A

DFS 4 125-4/0,03-B NK	I $\Delta$ n = 0.03 A	4	1/20	09174995	144453
DFS 4 125-4/0,10-B NK	I $\Delta$ n = 0.10 A	4	1/20	09175995	144620
DFS 4 125-4/0,30-B NK	I $\Delta$ n = 0.30 A	4	1/20	09176995	139718

Tripping current frequency response with extended frequency range up to 150 kHz at max. conventional tripping current of 300 mA, non-response lag time 10 ms.

All devices are also available in HD design and up to 80 A with N right.

Accessories: auxiliary switches DHi, terminal caps KA, software DBS, information stickers HAS, automatic reclosing devices DFA, restart locks WES  
on Page: 106, 123, 124

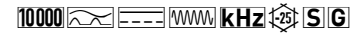
## Residual current circuit-breaker (RCCB)

mod. pack. Article No. EAN  
widths units (4014712...)

### Type B



### Residual current circuit-breaker DFS 4 B NK S, 4-pole



AC/DC sensitive type B, for installations with frequency inverters, UPS devices etc, increased surge-current resistant, lightning resistant, fire prevention up to 150 kHz, selective

#### 40 A

DFS 4 040-4/0,30-B NK S	I $\Delta$ n = 0.30 A	4	1/20	09136979	205475
-------------------------	-----------------------	---	------	----------	--------

#### 63 A

DFS 4 063-4/0,30-B NK S	I $\Delta$ n = 0.30 A	4	1/20	09146979	198357
-------------------------	-----------------------	---	------	----------	--------

#### 80 A

DFS 4 080-4/0,30-B NK S	I $\Delta$ n = 0.30 A	4	1/20	09156979	205499
-------------------------	-----------------------	---	------	----------	--------

#### 100 A

DFS 4 100-4/0,30-B NK S	I $\Delta$ n = 0.30 A	4	1/20	09166979	205512
-------------------------	-----------------------	---	------	----------	--------

#### 125 A

DFS 4 125-4/0,30-B NK S	I $\Delta$ n = 0.30 A	4	1/20	09176979	161450
-------------------------	-----------------------	---	------	----------	--------

Tripping current frequency response with extended frequency range up to 150 kHz at max. conventional tripping current of 300 mA, non-response lag time 50 ms.

All devices are also available in HD design and up to 80 A with N right.

Accessories: auxiliary switches DHi, terminal caps KA, software DBS, information stickers HAS, automatic reclosing devices DFA, restart locks WES  
on Page: 106, 123, 124

## Residual current circuit-breaker (RCCB)

mod. widths    pack. units    Article No.    EAN (4014712...)

**Type B**



### Residual current circuit-breaker DFS 4 B NK V, 4-pole

10000

AC/DC sensitive type B, for installations with frequency inverters, UPS devices etc, increased surge-current resistant, short-time delayed, lightning resistant, fire prevention up to 150 kHz, for special voltages 500 V

**16 A**

DFS 4 016-4/0,03-B NK V500	I $\Delta$ n = 0.03 A	4	1/20	09114983	155633
DFS 4 016-4/0,10-B NK V500	I $\Delta$ n = 0.10 A	4	1/20	09115983	155657
DFS 4 016-4/0,30-B NK V500	I $\Delta$ n = 0.30 A	4	1/20	09116983	155671

**25 A**

DFS 4 025-4/0,03-B NK V500	I $\Delta$ n = 0.03 A	4	1/20	09124983	155718
DFS 4 025-4/0,10-B NK V500	I $\Delta$ n = 0.10 A	4	1/20	09125983	155732
DFS 4 025-4/0,30-B NK V500	I $\Delta$ n = 0.30 A	4	1/20	09126983	155756

**40 A**

DFS 4 040-4/0,03-B NK V500	I $\Delta$ n = 0.03 A	4	1/20	09134983	155794
DFS 4 040-4/0,10-B NK V500	I $\Delta$ n = 0.10 A	4	1/20	09135983	155817
DFS 4 040-4/0,30-B NK V500	I $\Delta$ n = 0.30 A	4	1/20	09136983	155831

**63 A**

DFS 4 063-4/0,03-B NK V500	I $\Delta$ n = 0.03 A	4	1/20	09144983	155879
DFS 4 063-4/0,10-B NK V500	I $\Delta$ n = 0.10 A	4	1/20	09145983	155893
DFS 4 063-4/0,30-B NK V500	I $\Delta$ n = 0.30 A	4	1/20	09146983	155916

**80 A**

DFS 4 080-4/0,03-B NK V500	I $\Delta$ n = 0.03 A	4	1/20	09154983	155954
DFS 4 080-4/0,10-B NK V500	I $\Delta$ n = 0.10 A	4	1/20	09155983	155978
DFS 4 080-4/0,30-B NK V500	I $\Delta$ n = 0.30 A	4	1/20	09156983	155992

**100 A**

DFS 4 100-4/0,03-B NK V500	I $\Delta$ n = 0.03 A	4	1/20	09164983	156036
DFS 4 100-4/0,10-B NK V500	I $\Delta$ n = 0.10 A	4	1/20	09165983	156050
DFS 4 100-4/0,30-B NK V500	I $\Delta$ n = 0.30 A	4	1/20	09166983	156074

**125 A**

DFS 4 125-4/0,03-B NK V500	I $\Delta$ n = 0.03 A	4	1/20	09174983	156111
DFS 4 125-4/0,10-B NK V500	I $\Delta$ n = 0.10 A	4	1/20	09175983	156135
DFS 4 125-4/0,30-B NK V500	I $\Delta$ n = 0.30 A	4	1/20	09176983	156159

Tripping current frequency response with extended frequency range up to 150 kHz at max. conventional tripping current of 300 mA, non-response lag time 10 ms.

All devices are also available in HD design and up to 80 A with N right. Other special voltages on request.

Accessories: auxiliary switches DHi, terminal caps KA, software DBS, information stickers HAS, automatic reclosing devices DFA, restart locks WES  
on Page: 106, 123, 124

## Distribution boards , Circuit-breaker (MCCB)

mod. pack. Article No. EAN  
widths units (4014712...)

### Distribution boards DPB

mobile distribution board with full rubber housing and integrated residual current protection



DPB 16 01-100	16 A input, 16 A output	1	09931300	231030
DPB 32 01-010	32 A input, 32 A output	1	09931301	231047
DPB 32 01-110	input 32 A, output 16/32 A (changeable)	1	09931302	231054

The devices are fitted with DFS 4 B SK MI HD ( $I\Delta n = 0.03 A$ ). Rated voltage 230 V, 400 V/ 50 Hz

### Circuit-breaker DMCCB fix

Safe and reliable energy management, switching and control in industry, building automation and use of machinery



#### trip fixed

DMCCB 2 040-1-ESF	1-pole, 40 A, Ics = 25 kA, Icu = 25 kA	SELLOUT	1	09313211	217386
DMCCB 2 063-1-ESF	1-pole, 63 A, Ics = 25 kA, Icu = 25 kA	SELLOUT	1	09315211	217393
DMCCB 2 100-1-ESF	1-pole, 100 A, Ics = 25 kA, Icu = 25 kA	SELLOUT	1	09317211	217409
DMCCB 3 200-3-SSF	3-pole, 200 A, Ics = 20 kA, Icu = 40 kA	SELLOUT	1	09320334	217614
DMCCB 3 250-3-SSF	3-pole, 250 A, Ics = 20 kA, Icu = 40 kA	SELLOUT	1	09321334	217621

Accessories: undervoltage trips, operating current trip, auxiliary switches DAX  
on Page: [124](#)

### Circuit-breaker DMCCB electronic

Safe and reliable energy management, switching and control in industry, building automation and use of machinery



#### trip adjustable

DMCCB 4 400-3-SNE	3-pole, 400 A, Ics = 50 kA, Icu = 50 kA	SELLOUT	1	09322436	217744
DMCCB 4 400-4-SNE	4-pole, 400 A, Ics = 50 kA, Icu = 50 kA	SELLOUT	1	09322446	217768
DMCCB 5 630-3-SCE	3-pole, 630 A, Ics = 50 kA, Icu = 50 kA	SELLOUT	1	09323538	217799
DMCCB 5 630-4-ENE	4-pole, 630 A, Ics = 36 kA, Icu = 36 kA	SELLOUT	1	09323547	217782
DMCCB 6 800-3-SNE	3-pole, 800 A, Ics = 50 kA, Icu = 50 kA	SELLOUT	1	09324636	219106
DMCCB 7 1000-3-SSE	3-pole, 100 A, Ics = 38 kA, Icu = 50 kA	SELLOUT	1	09325739	217836

Accessories: undervoltage trips, operating current trip, auxiliary switches DAX  
on Page: [125, 125, 124, 125](#)

### Circuit-breaker DMCCB magnetic/thermal

Safe and reliable energy management, switching and control in industry, building automation and use of machinery



#### trip adjustable

DMCCB 1 020-3-SNJ	3-pole, 20 A, Ics = 36 kA, Icu = 36 kA	SELLOUT	1	09310133	217553
DMCCB 1 032-3-SNJ	3-pole, 32 A, Ics = 36 kA, Icu = 36 kA	SELLOUT	1	09312133	217560
DMCCB 1 050-3-SNJ	3-pole, 50 A, Ics = 36 kA, Icu = 36 kA	SELLOUT	1	09314133	217577
DMCCB 1 063-3-SNJ	3-pole, 63 A, Ics = 36 kA, Icu = 36 kA	SELLOUT	1	09315133	217584
DMCCB 1 100-3-SNJ	3-pole, 100 A, Ics = 36 kA, Icu = 36 kA	SELLOUT	1	09317133	217591
DMCCB 1 125-3-SNJ	3-pole, 125 A, Ics = 36 kA, Icu = 36 kA	SELLOUT	1	09318133	217607
DMCCB 3 160-3-SNJ	3-pole, 160 A, Ics = 36 kA, Icu = 36 kA	SELLOUT	1	09319333	217638
DMCCB 3 200-3-SNJ	3-pole, 200 A, Ics = 36 kA, Icu = 36 kA	SELLOUT	1	09320333	217645
DMCCB 3 250-3-SNJ	3-pole, 250 A, Ics = 36 kA, Icu = 36 kA	SELLOUT	1	09321333	217652
DMCCB 3 250-4-SNJ	4-pole, 250 A, Ics = 36 kA, Icu = 36 kA	SELLOUT	1	09321343	217683
DMCCB 4 250-3-SCJ	3-pole, 250 A, Ics = 36 kA, Icu = 36 kA	SELLOUT	1	09321435	217690
DMCCB 4 400-3-SCJ	3-pole, 400 A, Ics = 36 kA, Icu = 36 kA	SELLOUT	1	09322435	217706

Ics=Icu bei Ue = 400/415 VAC

Accessories: undervoltage trips, operating current trip, auxiliary switches DAX  
on Page: [124, 125](#)

# Circuit-breaker (MCCB), Residual current operated circuit-breakers with integral overcurrent protection (RCBO)

## Circuit-breaker DMCCB thermal



Safe and reliable energy management, switching and control in industry, building automation and use of machinery

### trip adjustable

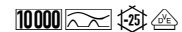
DMCCB 2 025-3-SSCJ	3-pole, 25 A, Ics = 13 kA, Icu = 25 kA	SELLOUT	1	09311232	217416
DMCCB 2 040-3-SSCJ	3-pole, 40 A, Ics = 13 kA, Icu = 25 kA	SELLOUT	1	09313232	217423
DMCCB 2 063-3-SSCJ	3-pole, 63 A, Ics = 13 kA, Icu = 25 kA	SELLOUT	1	09315232	217430
DMCCB 2 080-3-SSCJ	3-pole, 80 A, Ics = 13 kA, Icu = 25 kA	SELLOUT	1	09316232	217447
DMCCB 2 100-3-SSCJ	3-pole, 100 A, Ics = 13 kA, Icu = 25 kA	SELLOUT	1	09317232	217454
DMCCB 2 125-3-SSCJ	3-pole, 125 A, Ics = 13 kA, Icu = 25 kA	SELLOUT	1	09318232	217461

Accessories: undervoltage trips, operating current trip, auxiliary switches DAX  
on Page: 124

## Type A



## Residual current operated circuit-breakers with integral overcurrent protection DRCBO 3 Type A, 1+N-pole



sensitive to pulsating and alternating currents Type A

### Characteristic B

DRCBO 3 B06/0,03/1N-A	6 A, IΔn = 0.03 A	2	1	09932101	220560
DRCBO 3 B10/0,03/1N-A	10 A, IΔn = 0.03 A	2	1	09932102	220584
DRCBO 3 B13/0,03/1N-A	13 A, IΔn = 0.03 A	2	1	09932103	220607
DRCBO 3 B16/0,01/1N-A	16 A, IΔn = 0.01 A	2	1	09932144	220843
DRCBO 3 B16/0,03/1N-A	16 A, IΔn = 0.03 A	2	1	09932104	220621
DRCBO 3 B16/0,30/1N-A	16 A, IΔn = 0.30 A	2	1	09932114	220669
DRCBO 3 B20/0,03/1N-A	20 A, IΔn = 0.03 A	2	1	09932105	221789
DRCBO 3 B20/0,30/1N-A	20 A, IΔn = 0.30 A	2	1	09932115	222199
DRCBO 3 B25/0,03/1N-A	25 A, IΔn = 0.03 A	2	1	09932106	221802
DRCBO 3 B25/0,30/1N-A	25 A, IΔn = 0.30 A	2	1	09932116	222212
DRCBO 3 B32/0,03/1N-A	32 A, IΔn = 0.03 A	2	1	09932107	221826
DRCBO 3 B32/0,30/1N-A	32 A, IΔn = 0.30 A	2	1	09932117	222236

### Characteristic C

DRCBO 3 C06/0,03/1N-A	6 A, IΔn = 0.03 A	2	1	09932121	220683
DRCBO 3 C10/0,03/1N-A	10 A, IΔn = 0.03 A	2	1	09932122	220706
DRCBO 3 C13/0,03/1N-A	13 A, IΔn = 0.03 A	2	1	09932123	220720
DRCBO 3 C16/0,01/1N-A	16 A, IΔn = 0.01 A	2	1	09932154	220867
DRCBO 3 C16/0,03/1N-A	16 A, IΔn = 0.03 A	2	1	09932124	220744
DRCBO 3 C16/0,30/1N-A	16 A, IΔn = 0.30 A	2	1	09932134	220829
DRCBO 3 C20/0,03/1N-A	20 A, IΔn = 0.03 A	2	1	09932125	220768
DRCBO 3 C20/0,30/1N-A	20 A, IΔn = 0.30 A	2	1	09932135	222779
DRCBO 3 C25/0,03/1N-A	25 A, IΔn = 0.03 A	2	1	09932126	220782
DRCBO 3 C25/0,30/1N-A	25 A, IΔn = 0.30 A	2	1	09932136	222793
DRCBO 3 C32/0,03/1N-A	32 A, IΔn = 0.03 A	2	1	09932127	220805
DRCBO 3 C32/0,30/1N-A	32 A, IΔn = 0.30 A	2	1	09932137	222816

Accessories: auxiliary switches DHi, operating current trip FAM, wiring components RCCB and MCB busbars 4-pole, restart locks RH-SPE  
on Page: 107, 123, 125

## Residual current operated circuit-breakers with integral overcurrent protection (RCBO)

mod. widths    pack. units    Article No.    EAN (4014712...)

### Type A



### Residual current operated circuit-breakers with integral overcurrent protection RCBO 1, Type A, 1-pole

*sensitive to pulsating and alternating currents Type A*



#### Characteristic C

RCBO 1 C06/0,03/1-A	6 A, I $\Delta$ n = 0.03 A	1	1	09915811	209916
RCBO 1 C10/0,03/1-A	10 A, I $\Delta$ n = 0.03 A	1	1	09915812	209923
RCBO 1 C13/0,03/1-A	13 A, I $\Delta$ n = 0.03 A	1	1	09915813	209930
RCBO 1 C16/0,03/1-A	16 A, I $\Delta$ n = 0.03 A	1	1	09915814	209947
RCBO 1 C20/0,03/1-A	20 A, I $\Delta$ n = 0.03 A	1	1	09915815	209954
RCBO 1 C25/0,03/1-A	25 A, I $\Delta$ n = 0.03 A	1	1	09915816	209961
RCBO 1 C32/0,03/1-A	32 A, I $\Delta$ n = 0.03 A	1	1	09915817	209978
RCBO 1 C40/0,03/1-A	40 A, I $\Delta$ n = 0.03 A	1	1	09915818	209985
RCBO 1 C45/0,03/1-A	45 A, I $\Delta$ n = 0.03 A	1	1	09915819	209992

### Type AC



### Residual current operated circuit-breakers with integral overcurrent protection RCBO 1 Type AC, 1-pole

*sensitive to residual currents Type AC*



#### Characteristic B

RCBO 1 B06/0,03/1-AC	6 A, I $\Delta$ n = 0.03 A	1	1	09915821	210004
RCBO 1 B10/0,03/1-AC	10 A, I $\Delta$ n = 0.03 A	1	1	09915822	210011
RCBO 1 B13/0,03/1-AC	13 A, I $\Delta$ n = 0.03 A	1	1	09915823	210028
RCBO 1 B16/0,03/1-AC	16 A, I $\Delta$ n = 0.03 A	1	1	09915824	210035
RCBO 1 B20/0,03/1-AC	20 A, I $\Delta$ n = 0.03 A	1	1	09915825	210042
RCBO 1 B25/0,03/1-AC	25 A, I $\Delta$ n = 0.03 A	1	1	09915826	210059
RCBO 1 B32/0,03/1-AC	32 A, I $\Delta$ n = 0.03 A	1	1	09915827	210066
RCBO 1 B40/0,03/1-AC	40 A, I $\Delta$ n = 0.03 A	1	1	09915828	210073
RCBO 1 B45/0,03/1-AC	45 A, I $\Delta$ n = 0.03 A	1	1	09915829	210080

#### Characteristic C

RCBO 1 C06/0,03/1-AC	6 A, I $\Delta$ n = 0.03 A	1	1	09915831	210097
RCBO 1 C10/0,03/1-AC	10 A, I $\Delta$ n = 0.03 A	1	1	09915832	210103
RCBO 1 C13/0,03/1-AC	13 A, I $\Delta$ n = 0.03 A	1	1	09915833	210110
RCBO 1 C16/0,03/1-AC	16 A, I $\Delta$ n = 0.03 A	1	1	09915834	210127
RCBO 1 C20/0,03/1-AC	20 A, I $\Delta$ n = 0.03 A	1	1	09915835	210134
RCBO 1 C25/0,03/1-AC	25 A, I $\Delta$ n = 0.03 A	1	1	09915836	210141
RCBO 1 C32/0,03/1-AC	32 A, I $\Delta$ n = 0.03 A	1	1	09915837	210158
RCBO 1 C40/0,03/1-AC	40 A, I $\Delta$ n = 0.03 A	1	1	09915838	210165
RCBO 1 C45/0,03/1-AC	45 A, I $\Delta$ n = 0.03 A	1	1	09915839	210172

### Type A



### Residual current operated circuit-breakers with integral overcurrent protection RCBO 2, Type A, 2-pole

*sensitive to pulsating and alternating currents Type A*



#### Characteristic B

RCBO 2 B06/0,03/2-A	6 A, I $\Delta$ n = 0.03 A	2	1	09957301	209046
RCBO 2 B10/0,03/2-A	10 A, I $\Delta$ n = 0.03 A	2	1	09957302	209060
RCBO 2 B13/0,03/2-A	13 A, I $\Delta$ n = 0.03 A	2	1	09957303	209084
RCBO 2 B15/0,03/2-A	15 A, I $\Delta$ n = 0.03 A	2	1	09957300	209107
RCBO 2 B16/0,03/2-A	16 A, I $\Delta$ n = 0.03 A	2	1	09957304	209121
RCBO 2 B20/0,03/2-A	20 A, I $\Delta$ n = 0.03 A	2	1	09957305	209145
RCBO 2 B25/0,03/2-A	25 A, I $\Delta$ n = 0.03 A	2	1	09957306	209169
RCBO 2 B32/0,03/2-A	32 A, I $\Delta$ n = 0.03 A	2	1	09957307	209183

#### Characteristic C

RCBO 2 C06/0,03/2-A	6 A, I $\Delta$ n = 0.03 A	2	1	09957321	209206
RCBO 2 C10/0,03/2-A	10 A, I $\Delta$ n = 0.03 A	2	1	09957322	209220
RCBO 2 C13/0,03/2-A	13 A, I $\Delta$ n = 0.03 A	2	1	09957323	209244
RCBO 2 C15/0,03/2-A	15 A, I $\Delta$ n = 0.03 A	2	1	09957320	209268
RCBO 2 C16/0,03/2-A	16 A, I $\Delta$ n = 0.03 A	2	1	09957324	209282
RCBO 2 C20/0,03/2-A	20 A, I $\Delta$ n = 0.03 A	2	1	09957325	209305
RCBO 2 C25/0,03/2-A	25 A, I $\Delta$ n = 0.03 A	2	1	09957326	209329
RCBO 2 C32/0,03/2-A	32 A, I $\Delta$ n = 0.03 A	2	1	09957327	209343

EAN refers to individual item | All illustrations are non-binding.


## Residual current operated circuit-breakers with integral overcurrent protection (RCBO)

mod. widths    pack. units    Article No.    EAN (4014712...)

### Type A



### Residual current operated circuit-breakers with integral overcurrent protection DRCBO 3 Type A KV, 1+N-pole



sensitive to pulsating and alternating currents Type A, short-time delayed, increased surge-current resistant

#### Characteristic B

DRCBO 3 B16/0,03/1N-A KV	16 A, I $\Delta$ n = 0.03 A	2	1	09932404	220928
DRCBO 3 B25/0,03/1N-A KV	25 A, I $\Delta$ n = 0.03 A	2	1	09932406	220942
DRCBO 3 B32/0,03/1N-A KV	32 A, I $\Delta$ n = 0.03 A	2	1	09932407	220966
DRCBO 3 B40/0,03/1N-A KV	40 A, I $\Delta$ n = 0.03 A	2	1	09932408	220980

#### Characteristic C

DRCBO 3 C16/0,03/1N-A KV	16 A, I $\Delta$ n = 0.03 A	2	1	09932424	221000
DRCBO 3 C25/0,03/1N-A KV	25 A, I $\Delta$ n = 0.03 A	2	1	09932426	221024
DRCBO 3 C32/0,03/1N-A KV	32 A, I $\Delta$ n = 0.03 A	2	1	09932427	221048
DRCBO 3 C40/0,03/1N-A KV	40 A, I $\Delta$ n = 0.03 A	2	1	09932428	221062

Accessories: auxiliary switches DHi, operating current trip FAM, wiring components RCCB and MCB busbars 4-pole, restart locks RH-SPE  
on Page: [107](#), [123](#), [125](#)

### Type A



### Residual current operated circuit-breakers with integral overcurrent protection DRCBO 4 Type A, 3+N-pole



sensitive to pulsating and alternating currents Type A

#### Characteristic B

DRCBO 4 B06/0,03/3N-A	6 A, I $\Delta$ n = 0.03 A	<b>NEW</b>	4	1	09945101	266513
DRCBO 4 B06/0,30/3N-A	6 A, I $\Delta$ n = 0.30 A	<b>NEW</b>	4	1	09945111	266605
DRCBO 4 B10/0,03/3N-A	10 A, I $\Delta$ n = 0.03 A	<b>NEW</b>	4	1	09945102	266537
DRCBO 4 B10/0,30/3N-A	10 A, I $\Delta$ n = 0.30 A	<b>NEW</b>	4	1	09945112	266612
DRCBO 4 B13/0,03/3N-A	13 A, I $\Delta$ n = 0.03 A	<b>NEW</b>	4	1	09945103	266544
DRCBO 4 B13/0,30/3N-A	13 A, I $\Delta$ n = 0.30 A	<b>NEW</b>	4	1	09945113	266629
DRCBO 4 B16/0,03/3N-A	16 A, I $\Delta$ n = 0.03 A	<b>NEW</b>	4	1	09945104	266551
DRCBO 4 B16/0,30/3N-A	16 A, I $\Delta$ n = 0.30 A	<b>NEW</b>	4	1	09945114	266636
DRCBO 4 B20/0,03/3N-A	20 A, I $\Delta$ n = 0.03 A	<b>NEW</b>	4	1	09945105	266568
DRCBO 4 B20/0,30/3N-A	20 A, I $\Delta$ n = 0.30 A	<b>NEW</b>	4	1	09945115	266643
DRCBO 4 B25/0,03/3N-A	25 A, I $\Delta$ n = 0.03 A	<b>NEW</b>	4	1	09945106	266575
DRCBO 4 B25/0,30/3N-A	25 A, I $\Delta$ n = 0.30 A	<b>NEW</b>	4	1	09945116	266650
DRCBO 4 B32/0,03/3N-A	32 A, I $\Delta$ n = 0.03 A	<b>NEW</b>	4	1	09945107	266582
DRCBO 4 B32/0,30/3N-A	32 A, I $\Delta$ n = 0.30 A	<b>NEW</b>	4	1	09945117	266667
DRCBO 4 B40/0,03/3N-A	40 A, I $\Delta$ n = 0.03 A	<b>NEW</b>	5	1	09945108	266599
DRCBO 4 B40/0,30/3N-A	40 A, I $\Delta$ n = 0.30 A	<b>NEW</b>	5	1	09945118	266674

#### Characteristic C

DRCBO 4 C06/0,03/3N-A	6 A, I $\Delta$ n = 0.03 A	<b>NEW</b>	4	1	09945121	266360
DRCBO 4 C06/0,30/3N-A	6 A, I $\Delta$ n = 0.30 A	<b>NEW</b>	4	1	09945131	266445
DRCBO 4 C10/0,03/3N-A	10 A, I $\Delta$ n = 0.03 A	<b>NEW</b>	4	1	09945122	266377
DRCBO 4 C10/0,30/3N-A	10 A, I $\Delta$ n = 0.30 A	<b>NEW</b>	4	1	09945132	266452
DRCBO 4 C13/0,03/3N-A	13 A, I $\Delta$ n = 0.03 A	<b>NEW</b>	4	1	09945123	266384
DRCBO 4 C13/0,30/3N-A	13 A, I $\Delta$ n = 0.30 A	<b>NEW</b>	4	1	09945133	266469
DRCBO 4 C16/0,03/3N-A	16 A, I $\Delta$ n = 0.03 A	<b>NEW</b>	4	1	09945124	266407
DRCBO 4 C16/0,30/3N-A	16 A, I $\Delta$ n = 0.30 A	<b>NEW</b>	4	1	09945134	266476
DRCBO 4 C20/0,03/3N-A	20 A, I $\Delta$ n = 0.03 A	<b>NEW</b>	4	1	09945125	266391
DRCBO 4 C20/0,30/3N-A	20 A, I $\Delta$ n = 0.30 A	<b>NEW</b>	4	1	09945135	266483
DRCBO 4 C25/0,03/3N-A	25 A, I $\Delta$ n = 0.03 A	<b>NEW</b>	4	1	09945126	266414
DRCBO 4 C25/0,30/3N-A	25 A, I $\Delta$ n = 0.30 A	<b>NEW</b>	4	1	09945136	266490
DRCBO 4 C32/0,03/3N-A	32 A, I $\Delta$ n = 0.03 A	<b>NEW</b>	4	1	09945127	266438
DRCBO 4 C32/0,30/3N-A	32 A, I $\Delta$ n = 0.30 A	<b>NEW</b>	4	1	09945137	266506
DRCBO 4 C40/0,03/3N-A	40 A, I $\Delta$ n = 0.03 A	<b>NEW</b>	5	1	09945128	266421
DRCBO 4 C40/0,30/3N-A	40 A, I $\Delta$ n = 0.30 A	<b>NEW</b>	5	1	09945138	266520

Accessories: auxiliary switches DRCBO 4 Hi, wiring components DRCBO 4-busbars  
on Page: [108](#), [123](#)

## Residual current operated circuit-breakers with integral overcurrent protection (RCBO)

mod. widths pack. units

Article No.

EAN  
(4014712...)



### Type A



### Residual current operated circuit-breakers with integral overcurrent protection FIB Type A, 3+N-pole sensitive to pulsating and alternating currents Type A

#### Characteristic B

FIB 06/0,03/3+N-A	6 A, I $\Delta$ n = 0.03 A	SELLOUT	4	1	09955101	148949
FIB 06/0,30/3+N-A	6 A, I $\Delta$ n = 0.30 A	SELLOUT	4	1	09955111	149021
FIB 10/0,03/3+N-A	10 A, I $\Delta$ n = 0.03 A	SELLOUT	4	1	09955102	148956
FIB 10/0,30/3+N-A	10 A, I $\Delta$ n = 0.30 A	SELLOUT	4	1	09955112	149038
FIB 13/0,03/3+N-A	13 A, I $\Delta$ n = 0.03 A	SELLOUT	4	1	09955103	148963
FIB 13/0,30/3+N-A	13 A, I $\Delta$ n = 0.30 A	SELLOUT	4	1	09955113	149045
FIB 16/0,03/3+N-A	16 A, I $\Delta$ n = 0.03 A	SELLOUT	4	1	09955104	148970
FIB 16/0,30/3+N-A	16 A, I $\Delta$ n = 0.30 A	SELLOUT	4	1	09955114	149052
FIB 20/0,03/3+N-A	20 A, I $\Delta$ n = 0.03 A	SELLOUT	4	1	09955105	148987
FIB 20/0,30/3+N-A	20 A, I $\Delta$ n = 0.30 A	SELLOUT	4	1	09955115	149069
FIB 25/0,03/3+N-A	25 A, I $\Delta$ n = 0.03 A	SELLOUT	4	1	09955106	148994
FIB 25/0,30/3+N-A	25 A, I $\Delta$ n = 0.30 A	SELLOUT	4	1	09955116	149076
FIB 32/0,03/3+N-A	32 A, I $\Delta$ n = 0.03 A	SELLOUT	4	1	09955107	149007
FIB 32/0,30/3+N-A	32 A, I $\Delta$ n = 0.30 A	SELLOUT	4	1	09955117	149083
FIB 40/0,03/3+N-A	40 A, I $\Delta$ n = 0.03 A	SELLOUT	5	1	09955108	149014
FIB 40/0,30/3+N-A	40 A, I $\Delta$ n = 0.30 A	SELLOUT	5	1	09955118	149090

Accessories: auxiliary switches DRCBO 4 Hi  
on Page: 123

### Type A



### Residual current operated circuit-breakers with integral overcurrent protection FIC Type A, 3+N-pole sensitive to pulsating and alternating currents Type A



#### Characteristic C


FIC 06/0,03/3+N-A	6 A, I $\Delta$ n = 0.03 A	SELLOUT	4	1	09955121	149144
FIC 06/0,30/3+N-A	6 A, I $\Delta$ n = 0.30 A	SELLOUT	4	1	09955131	149229
FIC 10/0,03/3+N-A	10 A, I $\Delta$ n = 0.03 A	SELLOUT	4	1	09955122	149151
FIC 10/0,30/3+N-A	10 A, I $\Delta$ n = 0.30 A	SELLOUT	4	1	09955132	149236
FIC 13/0,03/3+N-A	13 A, I $\Delta$ n = 0.03 A	SELLOUT	4	1	09955123	149168
FIC 13/0,30/3+N-A	13 A, I $\Delta$ n = 0.30 A	SELLOUT	4	1	09955133	149243
FIC 16/0,03/3+N-A	16 A, I $\Delta$ n = 0.03 A	SELLOUT	4	1	09955124	149175
FIC 16/0,30/3+N-A	16 A, I $\Delta$ n = 0.30 A	SELLOUT	4	1	09955134	149250
FIC 20/0,03/3+N-A	20 A, I $\Delta$ n = 0.03 A	SELLOUT	4	1	09955125	149182
FIC 20/0,30/3+N-A	20 A, I $\Delta$ n = 0.30 A	SELLOUT	4	1	09955135	149267
FIC 25/0,03/3+N-A	25 A, I $\Delta$ n = 0.03 A	SELLOUT	4	1	09955126	149199
FIC 25/0,30/3+N-A	25 A, I $\Delta$ n = 0.30 A	SELLOUT	4	1	09955136	149274
FIC 32/0,03/3+N-A	32 A, I $\Delta$ n = 0.03 A	SELLOUT	4	1	09955127	149205
FIC 32/0,30/3+N-A	32 A, I $\Delta$ n = 0.30 A	SELLOUT	4	1	09955137	149281
FIC 40/0,03/3+N-A	40 A, I $\Delta$ n = 0.03 A	SELLOUT	5	1	09955128	149212
FIC 40/0,30/3+N-A	40 A, I $\Delta$ n = 0.30 A	SELLOUT	5	1	09955138	149298

Accessories: auxiliary switches DRCBO 4 Hi  
on Page: 123



Residual current operated circuit-breakers with integral overcurrent protection (RCBO)

mod. pack. Article No. EAN  
widths units (4014712...)



Type F



Residual current operated circuit-breakers with integral overcurrent protection DRCBO 3 Type F, 1+N-pole

sensitive to residual currents Type F, short-time delayed, increased surge-current resistant

Characteristic B

DRCBO 3 B16/0,03/1N-F	16 A, I $\Delta$ n = 0.03 A	2	1	09932304	241305
DRCBO 3 B25/0,03/1N-F	25 A, I $\Delta$ n = 0.03 A	2	1	09932306	241367
DRCBO 3 B40/0,03/1N-F	40 A, I $\Delta$ n = 0.03 A	2	1	09932308	241404

Characteristic C

DRCBO 3 C16/0,03/1N-F	16 A, I $\Delta$ n = 0.03 A	2	1	09932324	241329
DRCBO 3 C25/0,03/1N-F	25 A, I $\Delta$ n = 0.03 A	2	1	09932326	242524
DRCBO 3 C40/0,03/1N-F	40 A, I $\Delta$ n = 0.03 A	2	1	09932328	242463

Accessories: auxiliary switches DHi, operating current trip FAM, wiring components RCCB and MCB busbars 4-pole, restart locks RH-SPE  
on Page: 107, 123, 125

## Residual current operated circuit-breakers with integral overcurrent protection (RCBO)

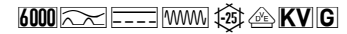
mod. widths    pack. units    Article No.    EAN (4014712...)

### Type B



### Residual current operated circuit-breakers with integral overcurrent protection DRCBO 4 Type B SK, 1+N-pole

AC/DC sensitive type B, for installations with frequency inverters, UPS devices etc., increased surge-current resistant, short-time delayed, lightning resistant, Tripping frequency response up to 150 kHz



#### Characteristic B

DRCBO 4 B06/0,03/1N-B SK	6 A, I $\Delta$ n = 0.03 A	<b>NEW</b>	2.5	1	09949101	259188
DRCBO 4 B06/0,10/1N-B SK	6 A, I $\Delta$ n = 0.10 A	<b>NEW</b>	2.5	1	09949141	259430
DRCBO 4 B06/0,30/1N-B SK	6 A, I $\Delta$ n = 0.30 A	<b>NEW</b>	2.5	1	09949111	259256
DRCBO 4 B10/0,03/1N-B SK	10 A, I $\Delta$ n = 0.03 A	<b>NEW</b>	2.5	1	09949102	259195
DRCBO 4 B10/0,10/1N-B SK	10 A, I $\Delta$ n = 0.10 A	<b>NEW</b>	2.5	1	09949142	259447
DRCBO 4 B10/0,30/1N-B SK	10 A, I $\Delta$ n = 0.30 A	<b>NEW</b>	2.5	1	09949112	259263
DRCBO 4 B13/0,03/1N-B SK	13 A, I $\Delta$ n = 0.03 A	<b>NEW</b>	2.5	1	09949103	259201
DRCBO 4 B13/0,10/1N-B SK	13 A, I $\Delta$ n = 0.10 A	<b>NEW</b>	2.5	1	09949143	259454
DRCBO 4 B13/0,30/1N-B SK	13 A, I $\Delta$ n = 0.30 A	<b>NEW</b>	2.5	1	09949113	259270
DRCBO 4 B16/0,03/1N-B SK	16 A, I $\Delta$ n = 0.03 A	<b>NEW</b>	2.5	1	09949104	259218
DRCBO 4 B16/0,10/1N-B SK	16 A, I $\Delta$ n = 0.10 A	<b>NEW</b>	2.5	1	09949144	259461
DRCBO 4 B16/0,30/1N-B SK	16 A, I $\Delta$ n = 0.30 A	<b>NEW</b>	2.5	1	09949114	259287
DRCBO 4 B20/0,03/1N-B SK	20 A, I $\Delta$ n = 0.03 A	<b>NEW</b>	2.5	1	09949105	259225
DRCBO 4 B20/0,10/1N-B SK	20 A, I $\Delta$ n = 0.10 A	<b>NEW</b>	2.5	1	09949145	259478
DRCBO 4 B20/0,30/1N-B SK	20 A, I $\Delta$ n = 0.30 A	<b>NEW</b>	2.5	1	09949115	259294
DRCBO 4 B25/0,03/1N-B SK	25 A, I $\Delta$ n = 0.03 A	<b>NEW</b>	2.5	1	09949106	259232
DRCBO 4 B25/0,10/1N-B SK	25 A, I $\Delta$ n = 0.10 A	<b>NEW</b>	2.5	1	09949146	259485
DRCBO 4 B25/0,30/1N-B SK	25 A, I $\Delta$ n = 0.30 A	<b>NEW</b>	2.5	1	09949116	259300
DRCBO 4 B32/0,03/1N-B SK	32 A, I $\Delta$ n = 0.03 A	<b>NEW</b>	2.5	1	09949107	259249
DRCBO 4 B32/0,10/1N-B SK	32 A, I $\Delta$ n = 0.10 A	<b>NEW</b>	2.5	1	09949147	259492
DRCBO 4 B32/0,30/1N-B SK	32 A, I $\Delta$ n = 0.30 A	<b>NEW</b>	2.5	1	09949117	259317

#### Characteristic C

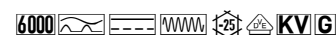
DRCBO 4 C06/0,03/1N-B SK	6 A, I $\Delta$ n = 0.03 A	<b>NEW</b>	2.5	1	09949121	248229
DRCBO 4 C06/0,10/1N-B SK	6 A, I $\Delta$ n = 0.10 A	<b>NEW</b>	2.5	1	09949161	259508
DRCBO 4 C06/0,30/1N-B SK	6 A, I $\Delta$ n = 0.30 A	<b>NEW</b>	2.5	1	09949131	259362
DRCBO 4 C10/0,03/1N-B SK	10 A, I $\Delta$ n = 0.03 A	<b>NEW</b>	2.5	1	09949122	248243
DRCBO 4 C10/0,10/1N-B SK	10 A, I $\Delta$ n = 0.10 A	<b>NEW</b>	2.5	1	09949162	259515
DRCBO 4 C10/0,30/1N-B SK	10 A, I $\Delta$ n = 0.30 A	<b>NEW</b>	2.5	1	09949132	259379
DRCBO 4 C13/0,03/1N-B SK	13 A, I $\Delta$ n = 0.03 A	<b>NEW</b>	2.5	1	09949123	248267
DRCBO 4 C13/0,10/1N-B SK	13 A, I $\Delta$ n = 0.10 A	<b>NEW</b>	2.5	1	09949163	259522
DRCBO 4 C13/0,30/1N-B SK	13 A, I $\Delta$ n = 0.30 A	<b>NEW</b>	2.5	1	09949133	259386
DRCBO 4 C16/0,03/1N-B SK	16 A, I $\Delta$ n = 0.03 A	<b>NEW</b>	2.5	1	09949124	259324
DRCBO 4 C16/0,10/1N-B SK	16 A, I $\Delta$ n = 0.10 A	<b>NEW</b>	2.5	1	09949164	259539
DRCBO 4 C16/0,30/1N-B SK	16 A, I $\Delta$ n = 0.30 A	<b>NEW</b>	2.5	1	09949134	259393
DRCBO 4 C20/0,03/1N-B SK	20 A, I $\Delta$ n = 0.03 A	<b>NEW</b>	2.5	1	09949125	259331
DRCBO 4 C20/0,10/1N-B SK	20 A, I $\Delta$ n = 0.10 A	<b>NEW</b>	2.5	1	09949165	259546
DRCBO 4 C20/0,30/1N-B SK	20 A, I $\Delta$ n = 0.30 A	<b>NEW</b>	2.5	1	09949135	259409
DRCBO 4 C25/0,03/1N-B SK	25 A, I $\Delta$ n = 0.03 A	<b>NEW</b>	2.5	1	09949126	259348
DRCBO 4 C25/0,10/1N-B SK	25 A, I $\Delta$ n = 0.10 A	<b>NEW</b>	2.5	1	09949166	259553
DRCBO 4 C25/0,30/1N-B SK	25 A, I $\Delta$ n = 0.30 A	<b>NEW</b>	2.5	1	09949136	259416
DRCBO 4 C32/0,03/1N-B SK	32 A, I $\Delta$ n = 0.03 A	<b>NEW</b>	2.5	1	09949127	259355
DRCBO 4 C32/0,10/1N-B SK	32 A, I $\Delta$ n = 0.10 A	<b>NEW</b>	2.5	1	09949167	259560
DRCBO 4 C32/0,30/1N-B SK	32 A, I $\Delta$ n = 0.30 A	<b>NEW</b>	2.5	1	09949137	259423

Tripping frequency response with extended frequency range up to 150 kHz, in comparison with the DRCBO 4 B NK increased tripping threshold of 3 A for frequencies > 1 kHz. Limit response delay 10 ms. More compact dimensions in comparison with the predecessor FIB/FIC of just 2.5 module widths.

Accessories: auxiliary switches DRCBO 4 Hi, wiring components DRCBO 4-busbars  
on Page: **108, 123**

## Residual current operated circuit-breakers with integral overcurrent protection (RCBO)

mod. widths pack. units Article No. EAN (4014712...)



### Type B



### Residual current operated circuit-breakers with integral overcurrent protection DRCBO 4 Type B SK, 3+N-pole

AC/DC sensitive type B, for installations with frequency inverters, UPS devices etc., increased surge-current resistant, short-time delayed, lightning resistant, Tripping frequency response up to 150 kHz

#### Characteristic B

DRCBO 4 B06/0,03/3N-B SK	6 A, I $\Delta$ n = 0.03 A	<b>NEW</b>	4.5	1	09948101	258747
DRCBO 4 B06/0,10/3N-B SK	6 A, I $\Delta$ n = 0.10 A	<b>NEW</b>	4.5	1	09948151	258952
DRCBO 4 B06/0,30/3N-B SK	6 A, I $\Delta$ n = 0.30 A	<b>NEW</b>	4.5	1	09948111	248083
DRCBO 4 B10/0,03/3N-B SK	10 A, I $\Delta$ n = 0.03 A	<b>NEW</b>	4.5	1	09948102	258754
DRCBO 4 B10/0,10/3N-B SK	10 A, I $\Delta$ n = 0.10 A	<b>NEW</b>	4.5	1	09948152	258969
DRCBO 4 B10/0,30/3N-B SK	10 A, I $\Delta$ n = 0.30 A	<b>NEW</b>	4.5	1	09948112	248106
DRCBO 4 B13/0,03/3N-B SK	13 A, I $\Delta$ n = 0.03 A	<b>NEW</b>	4.5	1	09948103	258761
DRCBO 4 B13/0,10/3N-B SK	13 A, I $\Delta$ n = 0.10 A	<b>NEW</b>	4.5	1	09948153	258976
DRCBO 4 B13/0,30/3N-B SK	13 A, I $\Delta$ n = 0.30 A	<b>NEW</b>	4.5	1	09948113	248120
DRCBO 4 B16/0,03/3N-B SK	16 A, I $\Delta$ n = 0.03 A	<b>NEW</b>	4.5	1	09948104	258778
DRCBO 4 B16/0,10/3N-B SK	16 A, I $\Delta$ n = 0.10 A	<b>NEW</b>	4.5	1	09948154	247987
DRCBO 4 B16/0,30/3N-B SK	16 A, I $\Delta$ n = 0.30 A	<b>NEW</b>	4.5	1	09948114	248144
DRCBO 4 B20/0,03/3N-B SK	20 A, I $\Delta$ n = 0.03 A	<b>NEW</b>	4.5	1	09948105	258785
DRCBO 4 B20/0,10/3N-B SK	20 A, I $\Delta$ n = 0.10 A	<b>NEW</b>	4.5	1	09948155	248007
DRCBO 4 B20/0,30/3N-B SK	20 A, I $\Delta$ n = 0.30 A	<b>NEW</b>	4.5	1	09948115	248168
DRCBO 4 B25/0,03/3N-B SK	25 A, I $\Delta$ n = 0.03 A	<b>NEW</b>	4.5	1	09948106	258792
DRCBO 4 B25/0,10/3N-B SK	25 A, I $\Delta$ n = 0.10 A	<b>NEW</b>	4.5	1	09948156	248021
DRCBO 4 B25/0,30/3N-B SK	25 A, I $\Delta$ n = 0.30 A	<b>NEW</b>	4.5	1	09948116	248182
DRCBO 4 B32/0,03/3N-B SK	32 A, I $\Delta$ n = 0.03 A	<b>NEW</b>	4.5	1	09948107	258808
DRCBO 4 B32/0,10/3N-B SK	32 A, I $\Delta$ n = 0.10 A	<b>NEW</b>	4.5	1	09948157	248045
DRCBO 4 B32/0,30/3N-B SK	32 A, I $\Delta$ n = 0.30 A	<b>NEW</b>	4.5	1	09948117	248205

#### Characteristic C

DRCBO 4 C06/0,03/3N-B SK	6 A, I $\Delta$ n = 0.03 A	<b>NEW</b>	4.5	1	09948121	258815
DRCBO 4 C06/0,10/3N-B SK	6 A, I $\Delta$ n = 0.10 A	<b>NEW</b>	4.5	1	09948171	258983
DRCBO 4 C06/0,30/3N-B SK	6 A, I $\Delta$ n = 0.30 A	<b>NEW</b>	4.5	1	09948131	258884
DRCBO 4 C10/0,03/3N-B SK	10 A, I $\Delta$ n = 0.03 A	<b>NEW</b>	4.5	1	09948122	258822
DRCBO 4 C10/0,10/3N-B SK	10 A, I $\Delta$ n = 0.10 A	<b>NEW</b>	4.5	1	09948172	258990
DRCBO 4 C10/0,30/3N-B SK	10 A, I $\Delta$ n = 0.30 A	<b>NEW</b>	4.5	1	09948132	258891
DRCBO 4 C13/0,03/3N-B SK	13 A, I $\Delta$ n = 0.03 A	<b>NEW</b>	4.5	1	09948123	258839
DRCBO 4 C13/0,10/3N-B SK	13 A, I $\Delta$ n = 0.10 A	<b>NEW</b>	4.5	1	09948173	259003
DRCBO 4 C13/0,30/3N-B SK	13 A, I $\Delta$ n = 0.30 A	<b>NEW</b>	4.5	1	09948133	258907
DRCBO 4 C16/0,03/3N-B SK	16 A, I $\Delta$ n = 0.03 A	<b>NEW</b>	4.5	1	09948124	258846
DRCBO 4 C16/0,10/3N-B SK	16 A, I $\Delta$ n = 0.10 A	<b>NEW</b>	4.5	1	09948174	259010
DRCBO 4 C16/0,30/3N-B SK	16 A, I $\Delta$ n = 0.30 A	<b>NEW</b>	4.5	1	09948134	258914
DRCBO 4 C20/0,03/3N-B SK	20 A, I $\Delta$ n = 0.03 A	<b>NEW</b>	4.5	1	09948125	258853
DRCBO 4 C20/0,10/3N-B SK	20 A, I $\Delta$ n = 0.10 A	<b>NEW</b>	4.5	1	09948175	259027
DRCBO 4 C20/0,30/3N-B SK	20 A, I $\Delta$ n = 0.30 A	<b>NEW</b>	4.5	1	09948135	258921
DRCBO 4 C25/0,03/3N-B SK	25 A, I $\Delta$ n = 0.03 A	<b>NEW</b>	4.5	1	09948126	258860
DRCBO 4 C25/0,10/3N-B SK	25 A, I $\Delta$ n = 0.10 A	<b>NEW</b>	4.5	1	09948176	259034
DRCBO 4 C25/0,30/3N-B SK	25 A, I $\Delta$ n = 0.30 A	<b>NEW</b>	4.5	1	09948136	258938
DRCBO 4 C32/0,03/3N-B SK	32 A, I $\Delta$ n = 0.03 A	<b>NEW</b>	4.5	1	09948127	258877
DRCBO 4 C32/0,10/3N-B SK	32 A, I $\Delta$ n = 0.10 A	<b>NEW</b>	4.5	1	09948177	259041
DRCBO 4 C32/0,30/3N-B SK	32 A, I $\Delta$ n = 0.30 A	<b>NEW</b>	4.5	1	09948137	258945

Tripping frequency response with extended frequency range up to 150 kHz, in comparison with the DRCBO 4 B NK increased tripping threshold of 3 A for frequencies > 1 kHz. Limit response delay 10 ms. More compact dimensions in comparison with the predecessor FIB/FIC of just 4.5 module widths.

Accessories: auxiliary switches DRCBO 4 Hi, wiring components DRCBO 4-busbars  
on Page: [108](#), [123](#)

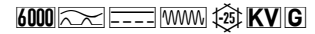
## Residual current operated circuit-breakers with integral overcurrent protection (RCBO)

mod. widths   pack. units   Article No.   EAN (4014712...)

### Type B



### Residual current operated circuit-breakers with integral overcurrent protection FIB Type B SK, 1+N-pole



AC/DC sensitive type B, for installations with frequency inverters, UPS devices etc, increased surge-current resistant, short-time delayed, lightning resistant, Tripping frequency response up to 150 kHz

#### Characteristic B

FIB 06/0,03/1+N-B SK	6 A, I $\Delta$ n = 0.03 A	SELLOUT	4	1	09959101	210417
FIB 06/0,30/1+N-B SK	6 A, I $\Delta$ n = 0.30 A	SELLOUT	4	1	09959111	210479
FIB 10/0,03/1+N-B SK	10 A, I $\Delta$ n = 0.03 A	SELLOUT	4	1	09959102	210424
FIB 10/0,30/1+N-B SK	10 A, I $\Delta$ n = 0.30 A	SELLOUT	4	1	09959112	210486
FIB 13/0,03/1+N-B SK	13 A, I $\Delta$ n = 0.03 A	SELLOUT	4	1	09959103	210431
FIB 13/0,30/1+N-B SK	13 A, I $\Delta$ n = 0.30 A	SELLOUT	4	1	09959113	210493
FIB 16/0,03/1+N-B SK	16 A, I $\Delta$ n = 0.03 A	SELLOUT	4	1	09959104	209664
FIB 16/0,30/1+N-B SK	16 A, I $\Delta$ n = 0.30 A	SELLOUT	4	1	09959114	210509
FIB 20/0,03/1+N-B SK	20 A, I $\Delta$ n = 0.03 A	SELLOUT	4	1	09959105	210448
FIB 20/0,30/1+N-B SK	20 A, I $\Delta$ n = 0.30 A	SELLOUT	4	1	09959115	210516
FIB 25/0,03/1+N-B SK	25 A, I $\Delta$ n = 0.03 A	SELLOUT	4	1	09959106	210455
FIB 25/0,30/1+N-B SK	25 A, I $\Delta$ n = 0.30 A	SELLOUT	4	1	09959116	210523
FIB 32/0,03/1+N-B SK	32 A, I $\Delta$ n = 0.03 A	SELLOUT	4	1	09959107	210462
FIB 32/0,30/1+N-B SK	32 A, I $\Delta$ n = 0.30 A	SELLOUT	4	1	09959117	210530


6 A - 10 A and 16 A - 32 A with VDE certification

Accessories: auxiliary switches DRCBO 4 Hi  
on Page: [123](#)

### Type B



### Residual current operated circuit-breakers with integral overcurrent protection FIB Type B SK, 3+N-pole



AC/DC sensitive type B, for installations with frequency inverters, UPS devices etc, increased surge-current resistant, short-time delayed, lightning resistant, Tripping frequency response up to 150 kHz

#### Characteristic B

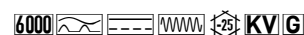
FIB 06/0,03/3+N-B SK	6 A, I $\Delta$ n = 0.03 A	SELLOUT	6	1	09958101	210660
FIB 06/0,30/3+N-B SK	6 A, I $\Delta$ n = 0.30 A	SELLOUT	6	1	09958111	210714
FIB 10/0,03/3+N-B SK	10 A, I $\Delta$ n = 0.03 A	SELLOUT	6	1	09958102	210677
FIB 10/0,30/3+N-B SK	10 A, I $\Delta$ n = 0.30 A	SELLOUT	6	1	09958112	210721
FIB 13/0,03/3+N-B SK	13 A, I $\Delta$ n = 0.03 A	SELLOUT	6	1	09958103	210684
FIB 13/0,30/3+N-B SK	13 A, I $\Delta$ n = 0.30 A	SELLOUT	6	1	09958113	210738
FIB 16/0,03/3+N-B SK	16 A, I $\Delta$ n = 0.03 A	SELLOUT	6	1	09958104	207172
FIB 16/0,30/3+N-B SK	16 A, I $\Delta$ n = 0.30 A	SELLOUT	6	1	09958114	210745
FIB 20/0,03/3+N-B SK	20 A, I $\Delta$ n = 0.03 A	SELLOUT	6	1	09958105	210691
FIB 20/0,30/3+N-B SK	20 A, I $\Delta$ n = 0.30 A	SELLOUT	6	1	09958115	210752
FIB 25/0,03/3+N-B SK	25 A, I $\Delta$ n = 0.03 A	SELLOUT	6	1	09958106	210707
FIB 25/0,30/3+N-B SK	25 A, I $\Delta$ n = 0.30 A	SELLOUT	6	1	09958116	210769
FIB 32/0,03/3+N-B SK	32 A, I $\Delta$ n = 0.03 A	SELLOUT	6	1	09958107	207165
FIB 32/0,30/3+N-B SK	32 A, I $\Delta$ n = 0.30 A	SELLOUT	6	1	09958117	210776

6 A - 10 A and 16 A - 32 A with VDE certification

Accessories: auxiliary switches DRCBO 4 Hi  
on Page: [123](#)

## Residual current operated circuit-breakers with integral overcurrent protection (RCBO)

mod. widths pack. units Article No. EAN (4014712...)



### Type B



### Residual current operated circuit-breakers with integral overcurrent protection FIC Type B SK, 1+N-pole

AC/DC sensitive type B, for installations with frequency inverters, UPS devices etc, increased surge-current resistant, short-time delayed, lightning resistant, Tripping frequency response up to 150 kHz

#### Characteristic C

FIC 06/0,03/1+N-B SK	6 A, I $\Delta$ n = 0.03 A	SELLOUT	4	1	09959121	210547
FIC 06/0,30/1+N-B SK	6 A, I $\Delta$ n = 0.30 A	SELLOUT	4	1	09959131	210608
FIC 10/0,03/1+N-B SK	10 A, I $\Delta$ n = 0.03 A	SELLOUT	4	1	09959122	210554
FIC 10/0,30/1+N-B SK	10 A, I $\Delta$ n = 0.30 A	SELLOUT	4	1	09959132	210615
FIC 13/0,03/1+N-B SK	13 A, I $\Delta$ n = 0.03 A	SELLOUT	4	1	09959123	210561
FIC 13/0,30/1+N-B SK	13 A, I $\Delta$ n = 0.30 A	SELLOUT	4	1	09959133	210622
FIC 16/0,03/1+N-B SK	16 A, I $\Delta$ n = 0.03 A	SELLOUT	4	1	09959124	210202
FIC 16/0,30/1+N-B SK	16 A, I $\Delta$ n = 0.30 A	SELLOUT	4	1	09959134	208087
FIC 20/0,03/1+N-B SK	20 A, I $\Delta$ n = 0.03 A	SELLOUT	4	1	09959125	210578
FIC 20/0,30/1+N-B SK	20 A, I $\Delta$ n = 0.30 A	SELLOUT	4	1	09959135	210639
FIC 25/0,03/1+N-B SK	25 A, I $\Delta$ n = 0.03 A	SELLOUT	4	1	09959126	210585
FIC 25/0,30/1+N-B SK	25 A, I $\Delta$ n = 0.30 A	SELLOUT	4	1	09959136	210646
FIC 32/0,03/1+N-B SK	32 A, I $\Delta$ n = 0.03 A	SELLOUT	4	1	09959127	210592
FIC 32/0,30/1+N-B SK	32 A, I $\Delta$ n = 0.30 A	SELLOUT	4	1	09959137	210653

6 A - 10 A and 16 A - 32 A with VDE certification

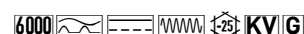
Accessories: auxiliary switches DRCBO 4 Hi  
on Page: 123

### Type B



### Residual current operated circuit-breakers with integral overcurrent protection FIC Type B SK, 3+N-pole

AC/DC sensitive type B, for installations with frequency inverters, UPS devices etc, increased surge-current resistant, short-time delayed, lightning resistant, Tripping frequency response up to 150 kHz



#### Characteristic C

FIC 06/0,03/3+N-B SK	6 A, I $\Delta$ n = 0.03 A	SELLOUT	6	1	09958121	210783
FIC 06/0,30/3+N-B SK	6 A, I $\Delta$ n = 0.30 A	SELLOUT	6	1	09958131	210844
FIC 10/0,03/3+N-B SK	10 A, I $\Delta$ n = 0.03 A	SELLOUT	6	1	09958122	210790
FIC 10/0,30/3+N-B SK	10 A, I $\Delta$ n = 0.30 A	SELLOUT	6	1	09958132	210851
FIC 13/0,03/3+N-B SK	13 A, I $\Delta$ n = 0.03 A	SELLOUT	6	1	09958123	210806
FIC 13/0,30/3+N-B SK	13 A, I $\Delta$ n = 0.30 A	SELLOUT	6	1	09958133	210868
FIC 16/0,03/3+N-B SK	16 A, I $\Delta$ n = 0.03 A	SELLOUT	6	1	09958124	210813
FIC 16/0,30/3+N-B SK	16 A, I $\Delta$ n = 0.30 A	SELLOUT	6	1	09958134	210875
FIC 20/0,03/3+N-B SK	20 A, I $\Delta$ n = 0.03 A	SELLOUT	6	1	09958125	210820
FIC 20/0,30/3+N-B SK	20 A, I $\Delta$ n = 0.30 A	SELLOUT	6	1	09958135	210882
FIC 25/0,03/3+N-B SK	25 A, I $\Delta$ n = 0.03 A	SELLOUT	6	1	09958126	210837
FIC 25/0,30/3+N-B SK	25 A, I $\Delta$ n = 0.30 A	SELLOUT	6	1	09958136	210899
FIC 32/0,03/3+N-B SK	32 A, I $\Delta$ n = 0.03 A	SELLOUT	6	1	09958127	208049
FIC 32/0,30/3+N-B SK	32 A, I $\Delta$ n = 0.30 A	SELLOUT	6	1	09958137	210394

6 A - 10 A and 16 A - 32 A with VDE certification

Accessories: auxiliary switches DRCBO 4 Hi  
on Page: 123

## Residual current operated circuit-breakers with integral overcurrent protection (RCBO)


### Type B



### Residual current operated circuit-breakers with integral overcurrent protection DRCBO 4 Type B NK, 1+N-pole

AC/DC sensitive type B, for installations with PV inverters, UPS devices etc, increased surge-current resistant, short-time delayed, lightning resistant, fire prevention up to 150 kHz

mod. widths pack. units Article No. EAN (4014712...)



#### Characteristic B

DRCBO 4 B06/0,03/1N-B NK	6 A, I $\Delta$ n = 0.03 A	<b>NEW</b>	2.5	1	09949201	259577
DRCBO 4 B06/0,10/1N-B NK	6 A, I $\Delta$ n = 0.10 A	<b>NEW</b>	2.5	1	09949241	259713
DRCBO 4 B06/0,30/1N-B NK	6 A, I $\Delta$ n = 0.30 A	<b>NEW</b>	2.5	1	09949211	259645
DRCBO 4 B10/0,03/1N-B NK	10 A, I $\Delta$ n = 0.03 A	<b>NEW</b>	2.5	1	09949202	259584
DRCBO 4 B10/0,10/1N-B NK	10 A, I $\Delta$ n = 0.10 A	<b>NEW</b>	2.5	1	09949242	259720
DRCBO 4 B10/0,30/1N-B NK	10 A, I $\Delta$ n = 0.30 A	<b>NEW</b>	2.5	1	09949212	259652
DRCBO 4 B13/0,03/1N-B NK	13 A, I $\Delta$ n = 0.03 A	<b>NEW</b>	2.5	1	09949203	259591
DRCBO 4 B13/0,10/1N-B NK	13 A, I $\Delta$ n = 0.10 A	<b>NEW</b>	2.5	1	09949243	270626
DRCBO 4 B13/0,30/1N-B NK	13 A, I $\Delta$ n = 0.30 A	<b>NEW</b>	2.5	1	09949213	259669
DRCBO 4 B16/0,03/1N-B NK	16 A, I $\Delta$ n = 0.03 A	<b>NEW</b>	2.5	1	09949204	259607
DRCBO 4 B16/0,10/1N-B NK	16 A, I $\Delta$ n = 0.10 A	<b>NEW</b>	2.5	1	09949244	259737
DRCBO 4 B16/0,30/1N-B NK	16 A, I $\Delta$ n = 0.30 A	<b>NEW</b>	2.5	1	09949214	259676
DRCBO 4 B20/0,03/1N-B NK	20 A, I $\Delta$ n = 0.03 A	<b>NEW</b>	2.5	1	09949205	259614
DRCBO 4 B20/0,10/1N-B NK	20 A, I $\Delta$ n = 0.10 A	<b>NEW</b>	2.5	1	09949245	259744
DRCBO 4 B20/0,30/1N-B NK	20 A, I $\Delta$ n = 0.30 A	<b>NEW</b>	2.5	1	09949215	259683
DRCBO 4 B25/0,03/1N-B NK	25 A, I $\Delta$ n = 0.03 A	<b>NEW</b>	2.5	1	09949206	259621
DRCBO 4 B25/0,10/1N-B NK	25 A, I $\Delta$ n = 0.10 A	<b>NEW</b>	2.5	1	09949246	259751
DRCBO 4 B25/0,30/1N-B NK	25 A, I $\Delta$ n = 0.30 A	<b>NEW</b>	2.5	1	09949216	259690
DRCBO 4 B32/0,03/1N-B NK	32 A, I $\Delta$ n = 0.03 A	<b>NEW</b>	2.5	1	09949207	259638
DRCBO 4 B32/0,10/1N-B NK	32 A, I $\Delta$ n = 0.10 A	<b>NEW</b>	2.5	1	09949247	259768
DRCBO 4 B32/0,30/1N-B NK	32 A, I $\Delta$ n = 0.30 A	<b>NEW</b>	2.5	1	09949217	259706

#### Characteristic C

DRCBO 4 C06/0,03/1N-B NK	6 A, I $\Delta$ n = 0.03 A	<b>NEW</b>	2.5	1	09949221	264915
DRCBO 4 C06/0,10/1N-B NK	6 A, I $\Delta$ n = 0.10 A	<b>NEW</b>	2.5	1	09949261	264274
DRCBO 4 C06/0,30/1N-B NK	6 A, I $\Delta$ n = 0.30 A	<b>NEW</b>	2.5	1	09949231	264465
DRCBO 4 C10/0,03/1N-B NK	10 A, I $\Delta$ n = 0.03 A	<b>NEW</b>	2.5	1	09949222	264922
DRCBO 4 C10/0,10/1N-B NK	10 A, I $\Delta$ n = 0.10 A	<b>NEW</b>	2.5	1	09949262	264281
DRCBO 4 C10/0,30/1N-B NK	10 A, I $\Delta$ n = 0.30 A	<b>NEW</b>	2.5	1	09949232	264472
DRCBO 4 C13/0,03/1N-B NK	13 A, I $\Delta$ n = 0.03 A	<b>NEW</b>	2.5	1	09949223	264045
DRCBO 4 C13/0,10/1N-B NK	13 A, I $\Delta$ n = 0.10 A	<b>NEW</b>	2.5	1	09949263	264298
DRCBO 4 C13/0,30/1N-B NK	13 A, I $\Delta$ n = 0.30 A	<b>NEW</b>	2.5	1	09949233	264489
DRCBO 4 C16/0,03/1N-B NK	16 A, I $\Delta$ n = 0.03 A	<b>NEW</b>	2.5	1	09949224	264052
DRCBO 4 C16/0,10/1N-B NK	16 A, I $\Delta$ n = 0.10 A	<b>NEW</b>	2.5	1	09949264	264304
DRCBO 4 C16/0,30/1N-B NK	16 A, I $\Delta$ n = 0.30 A	<b>NEW</b>	2.5	1	09949234	264496
DRCBO 4 C20/0,03/1N-B NK	20 A, I $\Delta$ n = 0.03 A	<b>NEW</b>	2.5	1	09949225	264069
DRCBO 4 C20/0,10/1N-B NK	20 A, I $\Delta$ n = 0.10 A	<b>NEW</b>	2.5	1	09949265	264311
DRCBO 4 C20/0,30/1N-B NK	20 A, I $\Delta$ n = 0.30 A	<b>NEW</b>	2.5	1	09949235	264502
DRCBO 4 C25/0,03/1N-B NK	25 A, I $\Delta$ n = 0.03 A	<b>NEW</b>	2.5	1	09949226	264076
DRCBO 4 C25/0,10/1N-B NK	25 A, I $\Delta$ n = 0.10 A	<b>NEW</b>	2.5	1	09949266	264328
DRCBO 4 C25/0,30/1N-B NK	25 A, I $\Delta$ n = 0.30 A	<b>NEW</b>	2.5	1	09949236	264519
DRCBO 4 C32/0,03/1N-B NK	32 A, I $\Delta$ n = 0.03 A	<b>NEW</b>	2.5	1	09949227	264083
DRCBO 4 C32/0,10/1N-B NK	32 A, I $\Delta$ n = 0.10 A	<b>NEW</b>	2.5	1	09949267	264335
DRCBO 4 C32/0,30/1N-B NK	32 A, I $\Delta$ n = 0.30 A	<b>NEW</b>	2.5	1	09949237	264526

Tripping frequency response with extended frequency range up to 150 kHz at a tripping threshold of 300 mA, limit response delay of 10 ms. More compact dimensions of just 2.5 module widths in comparison with the predecessor FIB/FIC.

Accessories: auxiliary switches DRCBO 4 Hi, wiring components DRCBO 4-busbars  
on Page: [108](#), [123](#)

## Residual current operated circuit-breakers with integral overcurrent protection (RCBO)

mod. widths    pack. units    Article No.    EAN (4014712...)

**Type B**



### Residual current operated circuit-breakers with integral overcurrent protection DRCBO 4 Type B NK, 3+N-pole



AC/DC sensitive type B, for installations with PV inverters, UPS devices etc, increased surge-current resistant, short-time delayed, lightning resistant, fire prevention up to 150 kHz

#### Characteristic B

DRCBO 4 B06/0,03/3N-B NK	6 A, I $\Delta$ n = 0.03 A	<b>NEW</b>	4.5	1	09948201	259058
DRCBO 4 B06/0,10/3N-B NK	6 A, I $\Delta$ n = 0.10 A	<b>NEW</b>	4.5	1	09948251	259119
DRCBO 4 B06/0,30/3N-B NK	6 A, I $\Delta$ n = 0.30 A	<b>NEW</b>	4.5	1	09948211	261952
DRCBO 4 B10/0,03/3N-B NK	10 A, I $\Delta$ n = 0.03 A	<b>NEW</b>	4.5	1	09948202	259065
DRCBO 4 B10/0,10/3N-B NK	10 A, I $\Delta$ n = 0.10 A	<b>NEW</b>	4.5	1	09948252	259126
DRCBO 4 B10/0,30/3N-B NK	10 A, I $\Delta$ n = 0.30 A	<b>NEW</b>	4.5	1	09948212	261976
DRCBO 4 B13/0,03/3N-B NK	13 A, I $\Delta$ n = 0.03 A	<b>NEW</b>	4.5	1	09948203	259072
DRCBO 4 B13/0,10/3N-B NK	13 A, I $\Delta$ n = 0.10 A	<b>NEW</b>	4.5	1	09948253	259133
DRCBO 4 B13/0,30/3N-B NK	13 A, I $\Delta$ n = 0.30 A	<b>NEW</b>	4.5	1	09948213	261990
DRCBO 4 B16/0,03/3N-B NK	16 A, I $\Delta$ n = 0.03 A	<b>NEW</b>	4.5	1	09948204	259089
DRCBO 4 B16/0,10/3N-B NK	16 A, I $\Delta$ n = 0.10 A	<b>NEW</b>	4.5	1	09948254	259140
DRCBO 4 B16/0,30/3N-B NK	16 A, I $\Delta$ n = 0.30 A	<b>NEW</b>	4.5	1	09948214	262010
DRCBO 4 B20/0,03/3N-B NK	20 A, I $\Delta$ n = 0.03 A	<b>NEW</b>	4.5	1	09948205	249899
DRCBO 4 B20/0,10/3N-B NK	20 A, I $\Delta$ n = 0.10 A	<b>NEW</b>	4.5	1	09948255	259157
DRCBO 4 B20/0,30/3N-B NK	20 A, I $\Delta$ n = 0.30 A	<b>NEW</b>	4.5	1	09948215	262034
DRCBO 4 B25/0,03/3N-B NK	25 A, I $\Delta$ n = 0.03 A	<b>NEW</b>	4.5	1	09948206	259096
DRCBO 4 B25/0,10/3N-B NK	25 A, I $\Delta$ n = 0.10 A	<b>NEW</b>	4.5	1	09948256	259164
DRCBO 4 B25/0,30/3N-B NK	25 A, I $\Delta$ n = 0.30 A	<b>NEW</b>	4.5	1	09948216	262058
DRCBO 4 B32/0,03/3N-B NK	32 A, I $\Delta$ n = 0.03 A	<b>NEW</b>	4.5	1	09948207	259102
DRCBO 4 B32/0,10/3N-B NK	32 A, I $\Delta$ n = 0.10 A	<b>NEW</b>	4.5	1	09948257	259171
DRCBO 4 B32/0,30/3N-B NK	32 A, I $\Delta$ n = 0.30 A	<b>NEW</b>	4.5	1	09948217	262072

#### Characteristic C

DRCBO 4 C06/0,03/3N-B NK	6 A, I $\Delta$ n = 0.03 A	<b>NEW</b>	4.5	1	09948221	264960
DRCBO 4 C06/0,10/3N-B NK	6 A, I $\Delta$ n = 0.10 A	<b>NEW</b>	4.5	1	09948271	265035
DRCBO 4 C06/0,30/3N-B NK	6 A, I $\Delta$ n = 0.30 A	<b>NEW</b>	4.5	1	09948231	265110
DRCBO 4 C10/0,03/3N-B NK	10 A, I $\Delta$ n = 0.03 A	<b>NEW</b>	4.5	1	09948222	264977
DRCBO 4 C10/0,10/3N-B NK	10 A, I $\Delta$ n = 0.10 A	<b>NEW</b>	4.5	1	09948272	265042
DRCBO 4 C10/0,30/3N-B NK	10 A, I $\Delta$ n = 0.30 A	<b>NEW</b>	4.5	1	09948232	265103
DRCBO 4 C13/0,03/3N-B NK	13 A, I $\Delta$ n = 0.03 A	<b>NEW</b>	4.5	1	09948223	264984
DRCBO 4 C13/0,10/3N-B NK	13 A, I $\Delta$ n = 0.10 A	<b>NEW</b>	4.5	1	09948273	265066
DRCBO 4 C13/0,30/3N-B NK	13 A, I $\Delta$ n = 0.30 A	<b>NEW</b>	4.5	1	09948233	265127
DRCBO 4 C16/0,03/3N-B NK	16 A, I $\Delta$ n = 0.03 A	<b>NEW</b>	4.5	1	09948224	264991
DRCBO 4 C16/0,10/3N-B NK	16 A, I $\Delta$ n = 0.10 A	<b>NEW</b>	4.5	1	09948274	265059
DRCBO 4 C16/0,30/3N-B NK	16 A, I $\Delta$ n = 0.30 A	<b>NEW</b>	4.5	1	09948234	265134
DRCBO 4 C20/0,03/3N-B NK	20 A, I $\Delta$ n = 0.03 A	<b>NEW</b>	4.5	1	09948225	265004
DRCBO 4 C20/0,10/3N-B NK	20 A, I $\Delta$ n = 0.10 A	<b>NEW</b>	4.5	1	09948275	265073
DRCBO 4 C20/0,30/3N-B NK	20 A, I $\Delta$ n = 0.30 A	<b>NEW</b>	4.5	1	09948235	265165
DRCBO 4 C25/0,03/3N-B NK	25 A, I $\Delta$ n = 0.03 A	<b>NEW</b>	4.5	1	09948226	265011
DRCBO 4 C25/0,10/3N-B NK	25 A, I $\Delta$ n = 0.10 A	<b>NEW</b>	4.5	1	09948276	265080
DRCBO 4 C25/0,30/3N-B NK	25 A, I $\Delta$ n = 0.30 A	<b>NEW</b>	4.5	1	09948236	265172
DRCBO 4 C32/0,03/3N-B NK	32 A, I $\Delta$ n = 0.03 A	<b>NEW</b>	4.5	1	09948227	265028
DRCBO 4 C32/0,10/3N-B NK	32 A, I $\Delta$ n = 0.10 A	<b>NEW</b>	4.5	1	09948277	265097
DRCBO 4 C32/0,30/3N-B NK	32 A, I $\Delta$ n = 0.30 A	<b>NEW</b>	4.5	1	09948237	265189

Tripping frequency response with extended frequency range up to 150 kHz at a tripping threshold of 300 mA, limit response delay of 10 ms. More compact dimensions of just 4.5 module widths in comparison with the predecessor FIB/FIC.

Accessories: auxiliary switches DRCBO 4 Hi, wiring components DRCBO 4-busbars  
on Page: **108, 123**

## Residual current operated circuit-breakers with integral overcurrent protection (RCBO)


mod. pack. Article No. EAN  
widths units (4014712...)

### Type B



### Residual current operated circuit-breakers with integral overcurrent protection FIB Type B NK, 1+N-pole

AC/DC sensitive type B, for installations with PV inverters, UPS devices etc, increased surge-current resistant, short-time delayed, lightning resistant, fire prevention up to 150 kHz



#### Characteristic B

FIB 06/0,03/1+N-B NK	6 A, I $\Delta$ n = 0.03 A	SELLOUT	4	1	09 959 201	210905
FIB 06/0,30/1+N-B NK	6 A, I $\Delta$ n = 0.30 A	SELLOUT	4	1	09 959 211	210967
FIB 10/0,03/1+N-B NK	10 A, I $\Delta$ n = 0.03 A	SELLOUT	4	1	09 959 202	210912
FIB 10/0,30/1+N-B NK	10 A, I $\Delta$ n = 0.30 A	SELLOUT	4	1	09 959 212	210974
FIB 13/0,03/1+N-B NK	13 A, I $\Delta$ n = 0.03 A	SELLOUT	4	1	09 959 203	210929
FIB 13/0,30/1+N-B NK	13 A, I $\Delta$ n = 0.30 A	SELLOUT	4	1	09 959 213	210981
FIB 16/0,03/1+N-B NK	16 A, I $\Delta$ n = 0.03 A	SELLOUT	4	1	09 959 204	209671
FIB 16/0,30/1+N-B NK	16 A, I $\Delta$ n = 0.30 A	SELLOUT	4	1	09 959 214	210998
FIB 20/0,03/1+N-B NK	20 A, I $\Delta$ n = 0.03 A	SELLOUT	4	1	09 959 205	210936
FIB 20/0,30/1+N-B NK	20 A, I $\Delta$ n = 0.30 A	SELLOUT	4	1	09 959 215	211001
FIB 25/0,03/1+N-B NK	25 A, I $\Delta$ n = 0.03 A	SELLOUT	4	1	09 959 206	210943
FIB 25/0,30/1+N-B NK	25 A, I $\Delta$ n = 0.30 A	SELLOUT	4	1	09 959 216	211018
FIB 32/0,03/1+N-B NK	32 A, I $\Delta$ n = 0.03 A	SELLOUT	4	1	09 959 207	210950
FIB 32/0,30/1+N-B NK	32 A, I $\Delta$ n = 0.30 A	SELLOUT	4	1	09 959 217	211025

6 A - 10 A and 16 A - 32 A with VDE certification


Accessories: auxiliary switches DRCBO 4 Hi  
on Page: **123**

### Type B



### Residual current operated circuit-breakers with integral overcurrent protection FIB Type B NK, 3+N-pole

AC/DC sensitive type B, for installations with PV inverters, UPS devices etc, increased surge-current resistant, short-time delayed, lightning resistant, fire prevention up to 150 kHz



#### Characteristic B

FIB 06/0,03/3+N-B NK	6 A, I $\Delta$ n = 0.03 A	SELLOUT	6	1	09 958 201	211155
FIB 06/0,30/3+N-B NK	6 A, I $\Delta$ n = 0.30 A	SELLOUT	6	1	09 958 211	211209
FIB 10/0,03/3+N-B NK	10 A, I $\Delta$ n = 0.03 A	SELLOUT	6	1	09 958 202	211162
FIB 10/0,30/3+N-B NK	10 A, I $\Delta$ n = 0.30 A	SELLOUT	6	1	09 958 212	211216
FIB 13/0,03/3+N-B NK	13 A, I $\Delta$ n = 0.03 A	SELLOUT	6	1	09 958 203	211179
FIB 13/0,30/3+N-B NK	13 A, I $\Delta$ n = 0.30 A	SELLOUT	6	1	09 958 213	211223
FIB 16/0,03/3+N-B NK	16 A, I $\Delta$ n = 0.03 A	SELLOUT	6	1	09 958 204	207189
FIB 16/0,30/3+N-B NK	16 A, I $\Delta$ n = 0.30 A	SELLOUT	6	1	09 958 214	211230
FIB 20/0,03/3+N-B NK	20 A, I $\Delta$ n = 0.03 A	SELLOUT	6	1	09 958 205	211186
FIB 20/0,30/3+N-B NK	20 A, I $\Delta$ n = 0.30 A	SELLOUT	6	1	09 958 215	211247
FIB 25/0,03/3+N-B NK	25 A, I $\Delta$ n = 0.03 A	SELLOUT	6	1	09 958 206	211193
FIB 25/0,30/3+N-B NK	25 A, I $\Delta$ n = 0.30 A	SELLOUT	6	1	09 958 216	211254
FIB 32/0,03/3+N-B NK	32 A, I $\Delta$ n = 0.03 A	SELLOUT	6	1	09 958 207	210400
FIB 32/0,30/3+N-B NK	32 A, I $\Delta$ n = 0.30 A	SELLOUT	6	1	09 958 217	211261

6 A - 10 A and 16 A - 32 A with VDE certification

Accessories: auxiliary switches DRCBO 4 Hi  
on Page: **123**



## Residual current operated circuit-breakers with integral overcurrent protection (RCBO)

mod. pack. Article No. EAN  
widths units (4014712...)

6000

### Type B



### Residual current operated circuit-breakers with integral overcurrent protection FIC Type B NK, 1+N-pole

AC/DC sensitive type B, for installations with PV inverters, UPS devices etc, increased surge-current resistant, short-time delayed, lightning resistant, fire prevention up to 150 kHz

#### Characteristic C

FIC 06/0,03/1+N-B NK	6 A, I $\Delta$ n = 0.03 A	SELLOUT	4	1	09959221	211032
FIC 06/0,30/1+N-B NK	6 A, I $\Delta$ n = 0.30 A	SELLOUT	4	1	09959231	211094
FIC 10/0,03/1+N-B NK	10 A, I $\Delta$ n = 0.03 A	SELLOUT	4	1	09959222	211049
FIC 10/0,30/1+N-B NK	10 A, I $\Delta$ n = 0.30 A	SELLOUT	4	1	09959232	211100
FIC 13/0,03/1+N-B NK	13 A, I $\Delta$ n = 0.03 A	SELLOUT	4	1	09959223	211056
FIC 13/0,30/1+N-B NK	13 A, I $\Delta$ n = 0.30 A	SELLOUT	4	1	09959233	211117
FIC 16/0,03/1+N-B NK	16 A, I $\Delta$ n = 0.03 A	SELLOUT	4	1	09959224	208063
FIC 16/0,30/1+N-B NK	16 A, I $\Delta$ n = 0.30 A	SELLOUT	4	1	09959234	208070
FIC 20/0,03/1+N-B NK	20 A, I $\Delta$ n = 0.03 A	SELLOUT	4	1	09959225	211063
FIC 20/0,30/1+N-B NK	20 A, I $\Delta$ n = 0.30 A	SELLOUT	4	1	09959235	211124
FIC 25/0,03/1+N-B NK	25 A, I $\Delta$ n = 0.03 A	SELLOUT	4	1	09959226	211070
FIC 25/0,30/1+N-B NK	25 A, I $\Delta$ n = 0.30 A	SELLOUT	4	1	09959236	211131
FIC 32/0,03/1+N-B NK	32 A, I $\Delta$ n = 0.03 A	SELLOUT	4	1	09959227	211087
FIC 32/0,30/1+N-B NK	32 A, I $\Delta$ n = 0.30 A	SELLOUT	4	1	09959237	211148

6 A - 10 A and 16 A - 32 A with VDE certification

Accessories: auxiliary switches DRCBO 4 Hi  
on Page: [123](#)

### Type B



### Residual current operated circuit-breakers with integral overcurrent protection FIC Type B NK, 3+N-pole

AC/DC sensitive type B, for installations with PV inverters, UPS devices etc, increased surge-current resistant, short-time delayed, lightning resistant, fire prevention up to 150 kHz

6000

#### Characteristic C

FIC 06/0,03/3+N-B NK	6 A, I $\Delta$ n = 0.03 A	SELLOUT	6	1	09958221	211278
FIC 06/0,30/3+N-B NK	6 A, I $\Delta$ n = 0.30 A	SELLOUT	6	1	09958231	211339
FIC 10/0,03/3+N-B NK	10 A, I $\Delta$ n = 0.03 A	SELLOUT	6	1	09958222	211285
FIC 10/0,30/3+N-B NK	10 A, I $\Delta$ n = 0.30 A	SELLOUT	6	1	09958232	211346
FIC 13/0,03/3+N-B NK	13 A, I $\Delta$ n = 0.03 A	SELLOUT	6	1	09958223	211292
FIC 13/0,30/3+N-B NK	13 A, I $\Delta$ n = 0.30 A	SELLOUT	6	1	09958233	211353
FIC 16/0,03/3+N-B NK	16 A, I $\Delta$ n = 0.03 A	SELLOUT	6	1	09958224	211308
FIC 16/0,30/3+N-B NK	16 A, I $\Delta$ n = 0.30 A	SELLOUT	6	1	09958234	211360
FIC 20/0,03/3+N-B NK	20 A, I $\Delta$ n = 0.03 A	SELLOUT	6	1	09958225	211315
FIC 20/0,30/3+N-B NK	20 A, I $\Delta$ n = 0.30 A	SELLOUT	6	1	09958235	211377
FIC 25/0,03/3+N-B NK	25 A, I $\Delta$ n = 0.03 A	SELLOUT	6	1	09958226	211322
FIC 25/0,30/3+N-B NK	25 A, I $\Delta$ n = 0.30 A	SELLOUT	6	1	09958236	211384
FIC 32/0,03/3+N-B NK	32 A, I $\Delta$ n = 0.03 A	SELLOUT	6	1	09958227	208032
FIC 32/0,30/3+N-B NK	32 A, I $\Delta$ n = 0.30 A	SELLOUT	6	1	09958237	208056

6 A - 10 A and 16 A - 32 A with VDE certification

Accessories: auxiliary switches DRCBO 4 Hi  
on Page: [123](#)

## Residual current operated circuit-breakers with integral overcurrent protection (RCBO)

### Type B+



### Residual current operated circuit-breakers with integral overcurrent protection DRCBO 4 Type B+, 1+N-pole

AC/DC sensitive type B+, for installations with frequency inverters, UPS devices etc, increased surge-current resistant, short-time delayed, lightning resistant, fire prevention up to 20 kHz

mod. widths pack. units Article No. EAN (4014712...)



#### Characteristic B

DRCBO 4 B06/0,03/1N-B+	6 A, I $\Delta$ n = 0.03 A	<b>NEW</b>	2.5	1	09949301	265196
DRCBO 4 B06/0,10/1N-B+	6 A, I $\Delta$ n = 0.10 A	<b>NEW</b>	2.5	1	09949341	265264
DRCBO 4 B06/0,30/1N-B+	6 A, I $\Delta$ n = 0.30 A	<b>NEW</b>	2.5	1	09949311	265332
DRCBO 4 B10/0,03/1N-B+	10 A, I $\Delta$ n = 0.03 A	<b>NEW</b>	2.5	1	09949302	265202
DRCBO 4 B10/0,10/1N-B+	10 A, I $\Delta$ n = 0.10 A	<b>NEW</b>	2.5	1	09949342	265271
DRCBO 4 B10/0,30/1N-B+	10 A, I $\Delta$ n = 0.30 A	<b>NEW</b>	2.5	1	09949312	265349
DRCBO 4 B13/0,03/1N-B+	13 A, I $\Delta$ n = 0.03 A	<b>NEW</b>	2.5	1	09949303	265219
DRCBO 4 B13/0,10/1N-B+	13 A, I $\Delta$ n = 0.10 A	<b>NEW</b>	2.5	1	09949343	265288
DRCBO 4 B13/0,30/1N-B+	13 A, I $\Delta$ n = 0.30 A	<b>NEW</b>	2.5	1	09949313	265356
DRCBO 4 B16/0,03/1N-B+	16 A, I $\Delta$ n = 0.03 A	<b>NEW</b>	2.5	1	09949304	265226
DRCBO 4 B16/0,10/1N-B+	16 A, I $\Delta$ n = 0.10 A	<b>NEW</b>	2.5	1	09949344	265295
DRCBO 4 B16/0,30/1N-B+	16 A, I $\Delta$ n = 0.30 A	<b>NEW</b>	2.5	1	09949314	265363
DRCBO 4 B20/0,03/1N-B+	20 A, I $\Delta$ n = 0.03 A	<b>NEW</b>	2.5	1	09949305	265233
DRCBO 4 B20/0,10/1N-B+	20 A, I $\Delta$ n = 0.10 A	<b>NEW</b>	2.5	1	09949345	265301
DRCBO 4 B20/0,30/1N-B+	20 A, I $\Delta$ n = 0.30 A	<b>NEW</b>	2.5	1	09949315	265370
DRCBO 4 B25/0,03/1N-B+	25 A, I $\Delta$ n = 0.03 A	<b>NEW</b>	2.5	1	09949306	265240
DRCBO 4 B25/0,10/1N-B+	25 A, I $\Delta$ n = 0.10 A	<b>NEW</b>	2.5	1	09949346	265318
DRCBO 4 B25/0,30/1N-B+	25 A, I $\Delta$ n = 0.30 A	<b>NEW</b>	2.5	1	09949316	265387
DRCBO 4 B32/0,03/1N-B+	32 A, I $\Delta$ n = 0.03 A	<b>NEW</b>	2.5	1	09949307	265257
DRCBO 4 B32/0,10/1N-B+	32 A, I $\Delta$ n = 0.10 A	<b>NEW</b>	2.5	1	09949347	265325
DRCBO 4 B32/0,30/1N-B+	32 A, I $\Delta$ n = 0.30 A	<b>NEW</b>	2.5	1	09949317	265394

#### Characteristic C

DRCBO 4 C06/0,03/1N-B+	6 A, I $\Delta$ n = 0.03 A	<b>NEW</b>	2.5	1	09949321	265622
DRCBO 4 C06/0,10/1N-B+	6 A, I $\Delta$ n = 0.10 A	<b>NEW</b>	2.5	1	09949361	267640
DRCBO 4 C06/0,30/1N-B+	6 A, I $\Delta$ n = 0.30 A	<b>NEW</b>	2.5	1	09949331	265844
DRCBO 4 C10/0,03/1N-B+	10 A, I $\Delta$ n = 0.03 A	<b>NEW</b>	2.5	1	09949322	265639
DRCBO 4 C10/0,10/1N-B+	10 A, I $\Delta$ n = 0.10 A	<b>NEW</b>	2.5	1	09949362	267657
DRCBO 4 C10/0,30/1N-B+	10 A, I $\Delta$ n = 0.30 A	<b>NEW</b>	2.5	1	09949332	265851
DRCBO 4 C13/0,03/1N-B+	13 A, I $\Delta$ n = 0.03 A	<b>NEW</b>	2.5	1	09949323	265646
DRCBO 4 C13/0,10/1N-B+	13 A, I $\Delta$ n = 0.10 A	<b>NEW</b>	2.5	1	09949363	267664
DRCBO 4 C13/0,30/1N-B+	13 A, I $\Delta$ n = 0.30 A	<b>NEW</b>	2.5	1	09949333	265868
DRCBO 4 C16/0,03/1N-B+	16 A, I $\Delta$ n = 0.03 A	<b>NEW</b>	2.5	1	09949324	265653
DRCBO 4 C16/0,10/1N-B+	16 A, I $\Delta$ n = 0.10 A	<b>NEW</b>	2.5	1	09949364	267671
DRCBO 4 C16/0,30/1N-B+	16 A, I $\Delta$ n = 0.30 A	<b>NEW</b>	2.5	1	09949334	265875
DRCBO 4 C20/0,03/1N-B+	20 A, I $\Delta$ n = 0.03 A	<b>NEW</b>	2.5	1	09949325	265660
DRCBO 4 C20/0,10/1N-B+	20 A, I $\Delta$ n = 0.10 A	<b>NEW</b>	2.5	1	09949365	267695
DRCBO 4 C20/0,30/1N-B+	20 A, I $\Delta$ n = 0.30 A	<b>NEW</b>	2.5	1	09949335	265882
DRCBO 4 C25/0,03/1N-B+	25 A, I $\Delta$ n = 0.03 A	<b>NEW</b>	2.5	1	09949326	265677
DRCBO 4 C25/0,10/1N-B+	25 A, I $\Delta$ n = 0.10 A	<b>NEW</b>	2.5	1	09949366	267688
DRCBO 4 C25/0,30/1N-B+	25 A, I $\Delta$ n = 0.30 A	<b>NEW</b>	2.5	1	09949336	265899
DRCBO 4 C32/0,03/1N-B+	32 A, I $\Delta$ n = 0.03 A	<b>NEW</b>	2.5	1	09949327	265684
DRCBO 4 C32/0,10/1N-B+	32 A, I $\Delta$ n = 0.10 A	<b>NEW</b>	2.5	1	09949367	267701
DRCBO 4 C32/0,30/1N-B+	32 A, I $\Delta$ n = 0.30 A	<b>NEW</b>	2.5	1	09949337	265905

Tripping frequency response with extended frequency range up to 20 kHz, in comparison with the DRCBO 4 B NK increased tripping threshold of 420 mA, limit response delay 10 ms. Compact dimensions of just 2.5 module widths.

Accessories: auxiliary switches DRCBO 4 Hi, wiring components DRCBO 4-busbars  
on Page: [108](#), [123](#)

## Residual current operated circuit-breakers with integral overcurrent protection (RCBO)

mod. widths pack. units Article No. EAN (4014712...)

6000 kHz

### Type B+



### Residual current operated circuit-breakers with integral overcurrent protection DRCBO 4 Type B+, 3+N-pole

AC/DC sensitive type B+, for installations with frequency inverters, UPS devices etc, increased surge-current resistant, short-time delayed, lightning resistant, fire prevention up to 20 kHz

#### Characteristic B

DRCBO 4 B06/0,03/3N-B+	6 A, I $\Delta$ n = 0.03 A	<b>NEW</b>	4.5	1	09948301	265400
DRCBO 4 B06/0,10/3N-B+	6 A, I $\Delta$ n = 0.10 A	<b>NEW</b>	4.5	1	09948351	265479
DRCBO 4 B06/0,30/3N-B+	6 A, I $\Delta$ n = 0.30 A	<b>NEW</b>	4.5	1	09948311	265554
DRCBO 4 B10/0,03/3N-B+	10 A, I $\Delta$ n = 0.03 A	<b>NEW</b>	4.5	1	09948302	265417
DRCBO 4 B10/0,10/3N-B+	10 A, I $\Delta$ n = 0.10 A	<b>NEW</b>	4.5	1	09948352	265486
DRCBO 4 B10/0,30/3N-B+	10 A, I $\Delta$ n = 0.30 A	<b>NEW</b>	4.5	1	09948312	265561
DRCBO 4 B13/0,03/3N-B+	13 A, I $\Delta$ n = 0.03 A	<b>NEW</b>	4.5	1	09948303	265424
DRCBO 4 B13/0,10/3N-B+	13 A, I $\Delta$ n = 0.10 A	<b>NEW</b>	4.5	1	09948353	265493
DRCBO 4 B13/0,30/3N-B+	13 A, I $\Delta$ n = 0.30 A	<b>NEW</b>	4.5	1	09948313	265578
DRCBO 4 B16/0,03/3N-B+	16 A, I $\Delta$ n = 0.03 A	<b>NEW</b>	4.5	1	09948304	265431
DRCBO 4 B16/0,10/3N-B+	16 A, I $\Delta$ n = 0.10 A	<b>NEW</b>	4.5	1	09948354	265509
DRCBO 4 B16/0,30/3N-B+	16 A, I $\Delta$ n = 0.30 A	<b>NEW</b>	4.5	1	09948314	265585
DRCBO 4 B20/0,03/3N-B+	20 A, I $\Delta$ n = 0.03 A	<b>NEW</b>	4.5	1	09948305	265448
DRCBO 4 B20/0,10/3N-B+	20 A, I $\Delta$ n = 0.10 A	<b>NEW</b>	4.5	1	09948355	265523
DRCBO 4 B20/0,30/3N-B+	20 A, I $\Delta$ n = 0.30 A	<b>NEW</b>	4.5	1	09948315	265592
DRCBO 4 B25/0,03/3N-B+	25 A, I $\Delta$ n = 0.03 A	<b>NEW</b>	4.5	1	09948306	265455
DRCBO 4 B25/0,10/3N-B+	25 A, I $\Delta$ n = 0.10 A	<b>NEW</b>	4.5	1	09948356	265530
DRCBO 4 B25/0,30/3N-B+	25 A, I $\Delta$ n = 0.30 A	<b>NEW</b>	4.5	1	09948316	265608
DRCBO 4 B32/0,03/3N-B+	32 A, I $\Delta$ n = 0.03 A	<b>NEW</b>	4.5	1	09948307	265462
DRCBO 4 B32/0,10/3N-B+	32 A, I $\Delta$ n = 0.10 A	<b>NEW</b>	4.5	1	09948357	265547
DRCBO 4 B32/0,30/3N-B+	32 A, I $\Delta$ n = 0.30 A	<b>NEW</b>	4.5	1	09948317	265615

#### Characteristic C

DRCBO 4 C06/0,03/3N-B+	6 A, I $\Delta$ n = 0.03 A	<b>NEW</b>	4.5	1	09948321	265912
DRCBO 4 C06/0,10/3N-B+	6 A, I $\Delta$ n = 0.10 A	<b>NEW</b>	4.5	1	09948371	265981
DRCBO 4 C06/0,30/3N-B+	6 A, I $\Delta$ n = 0.30 A	<b>NEW</b>	4.5	1	09948331	266049
DRCBO 4 C10/0,03/3N-B+	10 A, I $\Delta$ n = 0.03 A	<b>NEW</b>	4.5	1	09948322	265929
DRCBO 4 C10/0,10/3N-B+	10 A, I $\Delta$ n = 0.10 A	<b>NEW</b>	4.5	1	09948372	265998
DRCBO 4 C10/0,30/3N-B+	10 A, I $\Delta$ n = 0.30 A	<b>NEW</b>	4.5	1	09948332	266056
DRCBO 4 C13/0,03/3N-B+	13 A, I $\Delta$ n = 0.03 A	<b>NEW</b>	4.5	1	09948323	265936
DRCBO 4 C13/0,10/3N-B+	13 A, I $\Delta$ n = 0.10 A	<b>NEW</b>	4.5	1	09948373	266001
DRCBO 4 C13/0,30/3N-B+	13 A, I $\Delta$ n = 0.30 A	<b>NEW</b>	4.5	1	09948333	266063
DRCBO 4 C16/0,03/3N-B+	16 A, I $\Delta$ n = 0.03 A	<b>NEW</b>	4.5	1	09948324	265943
DRCBO 4 C16/0,10/3N-B+	16 A, I $\Delta$ n = 0.10 A	<b>NEW</b>	4.5	1	09948374	266018
DRCBO 4 C16/0,30/3N-B+	16 A, I $\Delta$ n = 0.30 A	<b>NEW</b>	4.5	1	09948334	266070
DRCBO 4 C20/0,03/3N-B+	20 A, I $\Delta$ n = 0.03 A	<b>NEW</b>	4.5	1	09948325	265950
DRCBO 4 C20/0,10/3N-B+	20 A, I $\Delta$ n = 0.10 A	<b>NEW</b>	4.5	1	09948375	267831
DRCBO 4 C20/0,30/3N-B+	20 A, I $\Delta$ n = 0.30 A	<b>NEW</b>	4.5	1	09948335	266087
DRCBO 4 C25/0,03/3N-B+	25 A, I $\Delta$ n = 0.03 A	<b>NEW</b>	4.5	1	09948326	265967
DRCBO 4 C25/0,10/3N-B+	25 A, I $\Delta$ n = 0.10 A	<b>NEW</b>	4.5	1	09948376	266025
DRCBO 4 C25/0,30/3N-B+	25 A, I $\Delta$ n = 0.30 A	<b>NEW</b>	4.5	1	09948336	266094
DRCBO 4 C32/0,03/3N-B+	32 A, I $\Delta$ n = 0.03 A	<b>NEW</b>	4.5	1	09948327	265974
DRCBO 4 C32/0,10/3N-B+	32 A, I $\Delta$ n = 0.10 A	<b>NEW</b>	4.5	1	09948377	266032
DRCBO 4 C32/0,30/3N-B+	32 A, I $\Delta$ n = 0.30 A	<b>NEW</b>	4.5	1	09948337	266100

Tripping frequency response with extended frequency range up to 20 kHz, in comparison with the DRCBO 4 B NK increased tripping threshold of 420 mA, limit response delay 10 ms. Compact dimensions of just 4.5 module widths.

Accessories: auxiliary switches DRCBO 4 Hi, wiring components DRCBO 4-busbars  
on Page: **108, 123**

## Circuit-breakers with residual current trip (CBR)

mod. pack. Article No. EAN  
widths units (4014712...)

### Type A



#### Circuit-breakers with residual current trip DFL 8 A



pulsating AC/DC-sensitive Type A, for industrial applications and increased rated currents

DFL 8 100-4/0,03-A	100 A, $I_{\Delta n} = 0.03$ A	1	09164781	145481
DFL 8 125-4/0,03-A	125 A, $I_{\Delta n} = 0.03$ A	1	09174781	145528
DFL 8 160-4/0,03-A	160 A, $I_{\Delta n} = 0.03$ A	1	09184781	215849
DFL 8 200-4/0,03-A	200 A, $I_{\Delta n} = 0.03$ A	1	09204781	145603
DFL 8 250-4/0,03-A	250 A, $I_{\Delta n} = 0.03$ A	1	09214781	145641

4-pole, 400/690 V/ $I_{cu}$  50 kA,  $I_{\Delta n}$  0.03 A, function range for test device 280-690 V, adjustment range for overload trip  $0.8-1 \times I_n$ , adjustment range for short-circuit trip  $6-10 \times I_n$

Accessories: housing N-7  
on Page: 124

### Type A



#### Circuit-breakers with residual current trip DFL 8 A X



pulsating AC/DC-sensitive Type A, for industrial applications and increased rated currents

DFL 8 100-4/X-A	100 A	1	09169781	145498
DFL 8 125-4/X-A	125 A	1	09179781	145535
DFL 8 160-4/X-A	160 A	1	09189781	145573
DFL 8 200-4/X-A	200 A	1	09209781	145610
DFL 8 250-4/X-A	250 A	1	09219781	145658

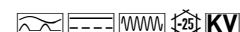
4-pole, 400/690 V/ $I_{cu}$  50 kA,  $I_{\Delta n}$  adjustable 0.3/0.5/1.0/3 A, non-response lag time  $t_v$  adjustable 60/150/300/450 ms, function range for test device 280-690 V, adjustment range for overload trip  $0.8-1 \times I_n$ , adjustment range for short-circuit trip  $6-10 \times I_n$

Accessories: housing N-7  
on Page: 124

### Type B



#### Circuit-breakers with residual current trip DFL 8 B SK



AC/DC-sensitive Type B, increased surge current strength

DFL 8 100-4/0,03-B SK	100 A, $I_{\Delta n} = 0.03$ A	1	09164784	153691
DFL 8 125-4/0,03-B SK	125 A, $I_{\Delta n} = 0.03$ A	1	09174784	153707
DFL 8 160-4/0,03-B SK	160 A, $I_{\Delta n} = 0.03$ A	1	09184784	153714
DFL 8 200-4/0,03-B SK	200 A, $I_{\Delta n} = 0.03$ A	1	09204784	153721
DFL 8 250-4/0,03-B SK	250 A, $I_{\Delta n} = 0.03$ A	1	09214784	153738


0-150 kHz,  $I_{\Delta n}$  0.03 A, function range for test device 50-400 V, adjustment range for overload trip  $0.8-1 \times I_n$ , adjustment range for short-circuit trip  $6-10 \times I_n$

Accessories: housing N-7  
on Page: 124

### Type B



#### Circuit-breakers with residual current trip DFL 8 B SK X



AC/DC-sensitive Type B, increased surge current strength

DFL 8 100-4/X-B SK	100 A	1	09169784	153547
DFL 8 125-4/X-B SK	125 A	1	09179784	153554
DFL 8 160-4/X-B SK	160 A	1	09189784	153561
DFL 8 200-4/X-B SK	200 A	1	09209784	153578
DFL 8 250-4/X-B SK	250 A	1	09219784	153585

0-150 kHz,  $I_{\Delta n}$  adjustable 0.3-0.5-1.0 A, non-response lag time  $t_v$  adjustable 60/150/300/450 ms (adjustable), adjustment range for overload trip  $0.8-1 \times I_n$ , adjustment range for short-circuit trip  $6-10 \times I_n$ , function range for test device 50 V - 440 V

Accessories: housing N-7  
on Page: 124

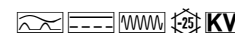
## Circuit-breakers with residual current trip (CBR)

mod. pack. Article No. EAN  
widths units (4014712...)

### Type B



#### Circuit-breakers with residual current trip DFL 8 B SK V



AC/DC-sensitive Type B, increased surge current strength

DFL 8 160-4/0,03-B SK V500	160 A	1	09184774	217195
DFL 8 200-4/0,03-B SK V500	200 A	1	09204774	237865


0-150 kHz,  $I_{\Delta n}$  adjustable 0.3-0.5-1.0 A, non-response lag time  $t_v$  adjustable 60/150/300/450 ms (adjustable), adjustment range for overload trip  $0.8-1 \times I_n$ , adjustment range for short-circuit trip  $6-10 \times I_n$ , function range for test device 50 V - 550 V

Accessories: housing N-7  
on Page: 124

### Type B



#### Circuit-breakers with residual current trip DFL 8 B SK X V



AC/DC-sensitive Type B, increased surge current strength

DFL 8 200-4/X-B SK V500	200 A	1	09209774	236783
DFL 8 250-4/X-B SK V500	250 A	1	09219774	209657


0-150 kHz,  $I_{\Delta n}$  adjustable 0.3-0.5-1.0 A, non-response lag time  $t_v$  adjustable 60/150/300/450 ms (adjustable), adjustment range for overload trip  $0.8-1 \times I_n$ , adjustment range for short-circuit trip  $6-10 \times I_n$ , function range for test device 50 V - 550 V

Accessories: housing N-7  
on Page: 124

### Type B



#### Circuit-breakers with residual current trip DFL 8 B NK



AC/DC-sensitive Type B, increased surge current strength, fire protection up to 150 kHz

DFL 8 100-4/0,03-B NK	100 A, $I_{\Delta n} = 0.03$ A	1	09164783	153646
DFL 8 125-4/0,03-B NK	125 A, $I_{\Delta n} = 0.03$ A	1	09174783	153653
DFL 8 160-4/0,03-B NK	160 A, $I_{\Delta n} = 0.03$ A	1	09184783	153660
DFL 8 200-4/0,03-B NK	200 A, $I_{\Delta n} = 0.03$ A	1	09204783	153677
DFL 8 250-4/0,03-B NK	250 A, $I_{\Delta n} = 0.03$ A	1	09214783	153684

0 - 150 kHz,  $I_{\Delta n}$  0.03 A, function range for test device 50-400 V, adjustment range for overload trip  $0.8-1 \times I_n$ , adjustment range for short-circuit trip  $6-10 \times I_n$

Accessories: housing N-7  
on Page: 124

### Type B



#### Circuit-breakers with residual current trip DFL 8 B NK X



AC/DC-sensitive Type B, increased surge current strength, fire protection up to 150 kHz

DFL 8 100-4/X-B NK	100 A	1	09169783	153592
DFL 8 125-4/X-B NK	125 A	1	09179783	153608
DFL 8 160-4/X-B NK	160 A	1	09189783	153615
DFL 8 200-4/X-B NK	200 A	1	09209783	153622
DFL 8 250-4/X-B NK	250 A	1	09219783	153639

$I_{\Delta n}$  adjustable 0.3-0.5-1.0 A, fire protection at  $I_{\Delta n}$  0.3 A up to 150 kHz, non-response lag time  $t_v$  adjustable 60/150/300/450 ms, function range for test device 50-400 V, adjustment range for overload trip  $0.8-1 \times I_n$ , adjustment range for short-circuit trip  $6-10 \times I_n$

Accessories: housing N-7  
on Page: 124

## Modular residual current devices (MRCRD), Residual current monitors (RCM), Residual current transformer

mod. pack. Article No. EAN  
widths units (4014712...)

### Type A

#### Modular residual current devices DMRCD Type A

10-way LED display, external connection of transformers DCT A

DMRCD 1 A	0.03 A, 0.1 A, 0.3 A, 1 A, 3 A adjustable	4	1	09340350	202665
-----------	---	---	---	----------	--------

Supply voltage 85 V – 264 V AC/50 – 60 Hz, pulsating AC/DC-sensitive Type A, pre/main alarm 1 changeover contact each



### Type A

#### Residual current monitors DRCM Type A

uses 10-way LED display to show the current residual current, external connection of transformer from DCT A series

DRCM 1 A	0.03 A, 0.1 A, 0.3 A, 1 A, 3 A adjustable	4	1	09340250	199538
----------	---	---	---	----------	--------

Supply voltage 85 V – 264 V AC/50 – 60 Hz, pulsating AC/DC-sensitive Type A, pre/main alarm 1 changeover contact each



### Type A

#### Residual current monitors DCTR Type A

Detects the current discharge/residual currents and produces these proportionally as a 4-20-mA signal.

DCTR A 020/0,30-I	20 mm, I $\Delta$ n = 0.3 A	1	09342621	237490
DCTR A 035/0,30-I	35 mm, I $\Delta$ n = 0.3 A	1	09342631	220416
DCTR A 070/0,30-I	70 mm, I $\Delta$ n = 0.3 A	1	09342641	220430
DCTR A 105/0,30-I	105 mm, I $\Delta$ n = 0.3 A	1	09342651	237483

Power supply 24 V DC, potential-free CO contact, operation indication by LED



### Type B

#### Residual current monitors DCTR Type B NK

detects the current differential current (residual current) and reports the offset to the rated residual current by 4-20 mA signal

DCTR B NK 020/0,30-I	20 mm, I $\Delta$ n = 0.3 A	1	09344622	238343
DCTR B NK 035/0,30-I	35 mm, I $\Delta$ n = 0.3 A	1	09344632	220454
DCTR B NK 070/0,30-I	70 mm, I $\Delta$ n = 0.3 A	1	09344642	220478

24 V DC supply, potential-free changeover contact, LED operating conditions display, detection range from 0 Hz to 100 kHz.



### Type B

#### Residual current monitors DCTR Typ B-X Hz, PoE

Detects the current discharge/residual currents and produces these proportionally via Ethernet.

DCTR B-X Hz 035-PoE	35 mm, I $\Delta$ n = up to 30 A	<b>NEW</b>	1	09344937	249981
DCTR B-X Hz 070-PoE	70 mm, I $\Delta$ n = up to 30 A	<b>NEW</b>	1	09344947	249998

The DCTR-Manager software is required to configure the frequency ranges to be analysed, and to smoothly adjust the two response thresholds for the signal contacts. Supply 24 V DC over PoE or power adapter, two potential-free changeover contacts, operating status indicator with LED, range detected: 0 Hz to 100 kHz.



### Type A, AC

#### Residual current transformer DCT A

for combination with a DMRCD 1A/DRCM 1A

DCT A-020	20 mm	1	09340320	241022
DCT A-035	35 mm	1	09340321	241039
DCT A-070	70 mm	1	09340322	241046
DCT A-105	105 mm	1	09340323	241053

pulsating AC/DC-sensitive Type A



## Miniature circuit-breakers (MCB)

mod. widths    pack. units    Article No.    EAN (4014712...)



6 kA



### Miniature circuit-breakers DLS 6h, B-characteristic, 1-pole

for commercial sector applications, 6 kA

#### B-Characteristic

##### 1-pole

DLS 6h B6-1	6 A	1	1/12	09914019	161726
DLS 6h B10-1	10 A	1	1/12	09914021	161740
DLS 6h B13-1	13 A	1	1/12	09914022	161757
DLS 6h B16-1	16 A	1	1/12	09914023	161764
DLS 6h B20-1	20 A	1	1/12	09914024	161771
DLS 6h B25-1	25 A	1	1/12	09914025	161788
DLS 6h B32-1	32 A	1	1/12	09914026	161795

Other rated currents on request.

Accessories: operating current trip DASA, auxiliary switches DHi, trip-indicating auxiliary contact DHi-S, restart locks DEASS, software DBS  
on Page: [123](#), [125](#)

6 kA



### Miniature circuit-breakers DLS 6h, B-characteristic, 1-pole+N

for commercial sector applications, 6 kA



#### B-Characteristic

##### 1-pole+N

DLS 6h B6-1+N	6 A	2	1/6	09914049	161948
DLS 6h B10-1+N	10 A	2	1/6	09914051	161962
DLS 6h B13-1+N	13 A	2	1/6	09914052	161979
DLS 6h B16-1+N	16 A	2	1/6	09914053	161986
DLS 6h B20-1+N	20 A	2	1/6	09914054	161993
DLS 6h B25-1+N	25 A	2	1/6	09914055	210271
DLS 6h B32-1+N	32 A	2	1/6	09914056	210288

16 A with VDE certification. Other rated currents on request.

Accessories: operating current trip DASA, auxiliary switches DHi, trip-indicating auxiliary contact DHi-S, restart locks DEASS, software DBS  
on Page: [123](#), [125](#)

## Miniature circuit-breakers (MCB)

mod. widths    pack. units    Article No.    EAN (4014712...)

6 kA



### Miniature circuit-breakers DLS 6h, B-characteristic, 2-pole

for commercial sector applications, 6 kA



#### B-Characteristic

#### 2-pole

DLS 6h B6-2	6 A	2	1/6	09914079	162167
DLS 6h B10-2	10 A	2	1/6	09914081	162181
DLS 6h B13-2	13 A	2	1/6	09914082	162198
DLS 6h B16-2	16 A	2	1/6	09914083	162204
DLS 6h B20-2	20 A	2	1/6	09914084	162211
DLS 6h B25-2	25 A	2	1/6	09914085	162228
DLS 6h B32-2	32 A	2	1/6	09914086	162235

16 A with VDE certification. Other rated currents on request.

Accessories: operating current trip DASA, auxiliary switches DHi, trip-indicating auxiliary contact DHi-S, restart locks DEASS, software DBS  
on Page: [123](#), [125](#)

6 kA



### Miniature circuit-breakers DLS 6h, B-characteristic, 3-pole

for commercial sector applications, 6 kA



#### B-Characteristic

#### 3-pole

DLS 6h B6-3	6 A	3	1/4	09914109	162389
DLS 6h B10-3	10 A	3	1/4	09914111	162402
DLS 6h B13-3	13 A	3	1/4	09914112	162419
DLS 6h B16-3	16 A	3	1/4	09914113	162426
DLS 6h B20-3	20 A	3	1/4	09914114	162433
DLS 6h B25-3	25 A	3	1/4	09914115	162440
DLS 6h B32-3	32 A	3	1/4	09914116	162457

Other rated currents on request.

Accessories: operating current trip DASA, auxiliary switches DHi, trip-indicating auxiliary contact DHi-S, restart locks DEASS, software DBS  
on Page: [123](#), [125](#)

6 kA



### Miniature circuit-breakers DLS 6h, B-characteristic, 3-pole+N

for commercial sector applications, 6 kA



#### B-Characteristic

#### 3-pole+N

DLS 6h B6-3+N	6 A	4	1/3	09914139	210295
DLS 6h B10-3+N	10 A	4	1/3	09914141	162624
DLS 6h B13-3+N	13 A	4	1/3	09914142	162631
DLS 6h B16-3+N	16 A	4	1/3	09914143	162648
DLS 6h B20-3+N	20 A	4	1/3	09914144	162655
DLS 6h B25-3+N	25 A	4	1/3	09914145	162662
DLS 6h B32-3+N	32 A	4	1/3	09914146	162679

16 A with VDE certification. Other rated currents on request.

Accessories: operating current trip DASA, auxiliary switches DHi, trip-indicating auxiliary contact DHi-S, restart locks DEASS, software DBS  
on Page: [123](#), [125](#)



## Miniature circuit-breakers (MCB)

mod. widths    pack. units    Article No.    EAN (4014712...)

6 kA



### Miniature circuit-breakers DLS 6h, B-characteristic, 4-pole



for commercial sector applications, 6 kA

#### B-Characteristic

##### 4-pole

Model	Rated Current (A)	Mod. Widths	Pack. Units	Article No.	EAN
DLS 6h B10-4	10 A	4	1/3	09914171	162846
DLS 6h B16-4	16 A	4	1/3	09914173	162860
DLS 6h B20-4	20 A	4	1/3	09914174	162877

16 A with VDE certification. Other rated currents on request.

Accessories: operating current trip DASA, auxiliary switches DHI, trip-indicating auxiliary contact DHi-S, restart locks DEASS, software DBS  
on Page: [123](#), [125](#)

6 kA



### Miniature circuit-breakers DLS 6h, C-characteristic, 1-pole



for commercial sector applications, 6 kA

#### C-Characteristic

##### 1-pole

Model	Rated Current (A)	Mod. Widths	Pack. Units	Article No.	EAN
DLS 6h C6-1	6 A	1	1/12	09914199	163041
DLS 6h C10-1	10 A	1	1/12	09914201	163065
DLS 6h C13-1	13 A	1	1/12	09914202	163072
DLS 6h C16-1	16 A	1	1/12	09914203	163089
DLS 6h C20-1	20 A	1	1/12	09914204	163096
DLS 6h C25-1	25 A	1	1/12	09914205	163102
DLS 6h C32-1	32 A	1	1/12	09914206	163119

Other rated currents on request.

Accessories: operating current trip DASA, auxiliary switches DHI, trip-indicating auxiliary contact DHi-S, restart locks DEASS, software DBS  
on Page: [123](#), [125](#)

6 kA



### Miniature circuit-breakers DLS 6h, C-characteristic, 1-pole+N



for commercial sector applications, 6 kA

#### C-Characteristic

##### 1-pole+N

Model	Rated Current (A)	Mod. Widths	Pack. Units	Article No.	EAN
DLS 6h C6-1+N	6 A	2	1/6	09914229	163263
DLS 6h C10-1+N	10 A	2	1/6	09914231	163287
DLS 6h C13-1+N	13 A	2	1/6	09914232	163294
DLS 6h C16-1+N	16 A	2	1/6	09914233	163300
DLS 6h C20-1+N	20 A	2	1/6	09914234	163317
DLS 6h C25-1+N	25 A	2	1/6	09914235	163324
DLS 6h C32-1+N	32 A	2	1/6	09914236	163331

16 A with VDE certification. Other rated currents on request.

Accessories: operating current trip DASA, auxiliary switches DHI, trip-indicating auxiliary contact DHi-S, restart locks DEASS, software DBS  
on Page: [123](#), [125](#)

## Miniature circuit-breakers (MCB)

mod. widths pack. units Article No. EAN (4014712...)

6 kA



### Miniature circuit-breakers DLS 6h C-characteristic, 2-pole

for commercial sector applications, 6 kA



#### C-Characteristic

#### 2-pole

DLS 6h C6-2	6 A	2	1/6	09914259	163485
DLS 6h C10-2	10 A	2	1/6	09914261	163508
DLS 6h C13-2	13 A	2	1/6	09914262	210349
DLS 6h C16-2	16 A	2	1/6	09914263	163522
DLS 6h C20-2	20 A	2	1/6	09914264	163539
DLS 6h C25-2	25 A	2	1/6	09914265	163546
DLS 6h C32-2	32 A	2	1/6	09914266	163553

Other rated currents on request.

Accessories: operating current trip DASA, auxiliary switches DHi, trip-indicating auxiliary contact DHi-S, restart locks DEASS, software DBS  
on Page: 123, 125

6 kA



### Miniature circuit-breakers DLS 6h, C-characteristic, 3-pole

for commercial sector applications, 6 kA



#### C-Characteristic

#### 3-pole

DLS 6h C6-3	6 A	3	1/4	09914289	163706
DLS 6h C10-3	10 A	3	1/4	09914291	163720
DLS 6h C13-3	13 A	3	1/4	09914292	163737
DLS 6h C16-3	16 A	3	1/4	09914293	163744
DLS 6h C20-3	20 A	3	1/4	09914294	163751
DLS 6h C25-3	25 A	3	1/4	09914295	163768

Other rated currents on request.

Accessories: operating current trip DASA, auxiliary switches DHi, trip-indicating auxiliary contact DHi-S, restart locks DEASS, software DBS  
on Page: 123, 125

6 kA



### Miniature circuit-breakers DLS 6h, C-characteristic, 3-pole+N

for commercial sector applications, 6 kA



#### C-Characteristic

#### 3-pole+N

DLS 6h C6-3+N	6 A	4	1/3	09914319	163928
DLS 6h C10-3+N	10 A	4	1/3	09914321	163942
DLS 6h C13-3+N	13 A	4	1/3	09914322	163959
DLS 6h C16-3+N	16 A	4	1/3	09914323	163966
DLS 6h C20-3+N	20 A	4	1/3	09914324	163973
DLS 6h C25-3+N	25 A	4	1/3	09914325	163980
DLS 6h C32-3+N	32 A	4	1/3	09914326	163997

16 A with VDE certification. Other rated currents on request.

Accessories: operating current trip DASA, auxiliary switches DHi, trip-indicating auxiliary contact DHi-S, restart locks DEASS, software DBS  
on Page: 123, 125

## Miniature circuit-breakers (MCB)

mod. widths    pack. units    Article No.    EAN (4014712...)

6 kA



### Miniature circuit-breakers DLS 6h, C-characteristic, 4-pole



for commercial sector applications, 6 kA

#### C-Characteristic

#### 4-pole

DLS 6h C16-4	16 A	4	1/3	09914353	164185
DLS 6h C20-4	20 A	4	1/3	09914354	164192
DLS 6h C25-4	25 A	4	1/3	09914355	164208
DLS 6h C32-4	32 A	4	1/3	09914356	164215

16 A with VDE certification. Other rated currents on request.

Accessories: operating current trip DASA, auxiliary switches DHi, trip-indicating auxiliary contact DHi-S, restart locks DEASS, software DBS  
on Page: [123](#), [125](#)

6 kA



### Miniature circuit-breakers DLS 6hdc, B-characteristic, 1-pole



for DC circuits, 6 kA

#### B-Characteristic

#### 1-pole

DLS 6hdc B2-1	2 A	1	1	09912013	959095
---------------	-----	---	---	----------	--------

Other rated currents on request.

Accessories: operating current trip DASA, auxiliary switches DHi, trip-indicating auxiliary contact DHi-S, restart locks DEASS, software DBS  
on Page: [123](#), [125](#)

6 kA



### Miniature circuit-breakers DLS 6hdc, B-characteristic, 2-pole



for DC circuits, 6 kA

#### B-Characteristic

#### 2-pole

DLS 6hdc B2-2	2 A	2	1/6	09912073	959750
DLS 6hdc B4-2	4 A	2	1/6	09912077	959873
DLS 6hdc B6-2	6 A	2	1/6	09912079	959934
DLS 6hdc B10-2	10 A	2	1/6	09912081	959996
DLS 6hdc B16-2	16 A	2	1/6	09912083	960053
DLS 6hdc B20-2	20 A	2	1/6	09912084	960084
DLS 6hdc B25-2	25 A	2	1/6	09912085	960114
DLS 6hdc B32-2	32 A	2	1/6	09912086	960145

Other rated currents on request.

Accessories: operating current trip DASA, auxiliary switches DHi, trip-indicating auxiliary contact DHi-S, restart locks DEASS, software DBS  
on Page: [123](#), [125](#)

6 kA



### Miniature circuit-breakers DLS 6hdc, C-characteristic, 1-pole



for DC circuits, 6 kA

#### C-Characteristic

#### 1-pole

DLS 6hdc C2-1	2 A	1	1/12	09912193	960411
---------------	-----	---	------	----------	--------

Other rated currents on request.

Accessories: operating current trip DASA, auxiliary switches DHi, trip-indicating auxiliary contact DHi-S, restart locks DEASS, software DBS  
on Page: [123](#), [125](#)

## Miniature circuit-breakers (MCB)

mod. widths pack. units Article No. EAN (4014712...)

6 kA



### Miniature circuit-breakers DLS 6hdc, C-characteristic, 2-pole

for DC circuits, 6 kA

#### C-Characteristic

2-pole

Model	Rated Current (A)	Mod. Widths	Pack. Units	Article No.	EAN
DLS 6hdc C2-2	2 A	2	1/6	09912 253	961074
DLS 6hdc C4-2	4 A	2	1/6	09912 257	961197
DLS 6hdc C6-2	6 A	2	1/6	09912 259	961258
DLS 6hdc C10-2	10 A	2	1/6	09912 261	961319
DLS 6hdc C16-2	16 A	2	1/6	09912 263	961371
DLS 6hdc C20-2	20 A	2	1/6	09912 264	961401
DLS 6hdc C25-2	25 A	2	1/6	09912 265	961432
DLS 6hdc C32-2	32 A	2	1/6	09912 266	961463

Other rated currents on request.

Accessories: operating current trip DASA, auxiliary switches DHi, trip-indicating auxiliary contact DHi-S, restart locks DEASS, software DBS  
on Page: 123, 125



6 kA



### Miniature circuit-breakers DLS 6hsl, B-characteristic, 1-pole

for commercial sector applications, screw-less, 6 kA

#### B-Characteristic

1-pole

Model	Rated Current (A)	Mod. Widths	Pack. Units	Article No.	EAN
DLS 6hsl B6-1	6 A	1	1/12	09917 019	189447
DLS 6hsl B10-1	10 A	1	1/12	09917 021	189461
DLS 6hsl B13-1	13 A	1	1/12	09917 022	189478
DLS 6hsl B16-1	16 A	1	1/12	09917 023	189485
DLS 6hsl B20-1	20 A	1	1/12	09917 024	189492

16 A with VDE certification.

Accessories: operating current trip DASA, auxiliary switches DHi, trip-indicating auxiliary contact DHi-S, restart locks DEASS, software DBS  
on Page: 123, 125



6 kA



### Miniature circuit-breakers DLS 6hsl, B-characteristic, 3-pole

for commercial sector applications, screw-less, 6 kA

#### B-Characteristic

3-pole

Model	Rated Current (A)	Mod. Widths	Pack. Units	Article No.	EAN
DLS 6hsl B6-3	6 A	1	1/4	09917 109	190108
DLS 6hsl B10-3	10 A	1	1/4	09917 111	190122
DLS 6hsl B13-3	13 A	1	1/4	09917 112	190139
DLS 6hsl B16-3	16 A	1	1/4	09917 113	190146
DLS 6hsl B20-3	20 A	1	1/4	09917 114	190153

16 A with VDE certification.

Accessories: operating current trip DASA, auxiliary switches DHi, trip-indicating auxiliary contact DHi-S, restart locks DEASS, software DBS  
on Page: 123, 125



## Miniature circuit-breakers (MCB)

mod. widths pack. units Article No. EAN (4014712...)

6 kA



### Miniature circuit-breakers DLS 6hsl, C-characteristic, 1-pole

for commercial sector applications, screw-less, 6 kA



#### C-Characteristic

##### 1-pole

DLS 6hsl C6-1	6 A	1	1/12	09917199	190764
DLS 6hsl C10-1	10 A	1	1/12	09917201	190788
DLS 6hsl C13-1	13 A	1	1/12	09917202	190795
DLS 6hsl C16-1	16 A	1	1/12	09917203	190801
DLS 6hsl C20-1	20 A	1	1/12	09917204	190818

16 A with VDE certification.

Accessories: operating current trip DASA, auxiliary switches DHi, trip-indicating auxiliary contact DHi-S, restart locks DEASS, software DBS  
on Page: [123](#), [125](#)

6 kA



### Miniature circuit-breakers DLS 6hsl, C-characteristic, 3-pole

for commercial sector applications, screw-less, 6 kA



#### C-Characteristic

##### 3-pole

DLS 6hsl C6-3	6 A	1	1/4	09917289	191426
DLS 6hsl C10-3	10 A	1	1/4	09917291	191440
DLS 6hsl C13-3	13 A	1	1/4	09917292	191457
DLS 6hsl C16-3	16 A	1	1/4	09917293	191464
DLS 6hsl C20-3	20 A	1	1/4	09917294	191471

16 A with VDE certification.

Accessories: operating current trip DASA, auxiliary switches DHi, trip-indicating auxiliary contact DHi-S, restart locks DEASS, software DBS  
on Page: [123](#), [125](#)

## Miniature circuit-breakers (MCB)

mod. widths pack. units Article No. EAN (4014712...)

10 kA



### Miniature circuit-breakers DLS 6i, B-characteristic, 1-pole

for industrial facilities, 10 kA



#### B-Characteristic

##### 1-pole

DLS 6i B1-1	1 A	1	1/12	09916011	169562
DLS 6i B1,6-1	1.6 A	1	1/12	09916012	169579
DLS 6i B2-1	2 A	1	1/12	09916013	169586
DLS 6i B2,5-1	2.5 A	1	1/12	09916014	169593
DLS 6i B3-1	3 A	1	1/12	09916015	169609
DLS 6i B3,5-1	3.5 A	1	1/12	09916016	169616
DLS 6i B4-1	4 A	1	1/12	09916017	169623
DLS 6i B5-1	5 A	1	1/12	09916018	169630
DLS 6i B6-1	6 A	1	1/12	09916019	169647
DLS 6i B8-1	8 A	1	1/12	09916020	169654
DLS 6i B10-1	10 A	1	1/12	09916021	169661
DLS 6i B13-1	13 A	1	1/12	09916022	169678
DLS 6i B16-1	16 A	1	1/12	09916023	169685
DLS 6i B20-1	20 A	1	1/12	09916024	169692
DLS 6i B25-1	25 A	1	1/12	09916025	169708
DLS 6i B32-1	32 A	1	1/12	09916026	169715
DLS 6i B40-1	40 A	1	1/12	09916027	169722
DLS 6i B50-1	50 A	1	1/12	09916028	169739
DLS 6i B63-1	63 A	1	1/12	09916029	169746

Other rated currents on request.

Accessories: operating current trip DASA, auxiliary switches DHi, trip-indicating auxiliary contact DHi-S, restart locks DEASS, software DBS  
on Page: 123, 125

10 kA



### Miniature circuit-breakers DLS 6i, B-characteristic, 1-pole+N

for industrial facilities, 10 kA



#### B-Characteristic

##### 1-pole+N

DLS 6i B1-1+N	1 A	2	1/6	09916041	169784
DLS 6i B1,6-1+N	1.6 A	2	1/6	09916042	169791
DLS 6i B2-1+N	2 A	2	1/6	09916043	169807
DLS 6i B2,5-1+N	2.5 A	2	1/6	09916044	169814
DLS 6i B3-1+N	3 A	2	1/6	09916045	169821
DLS 6i B3,5-1+N	3.5 A	2	1/6	09916046	169838
DLS 6i B4-1+N	4 A	2	1/6	09916047	169845
DLS 6i B5-1+N	5 A	2	1/6	09916048	169852
DLS 6i B6-1+N	6 A	2	1/6	09916049	169869
DLS 6i B8-1+N	8 A	2	1/6	09916050	169876
DLS 6i B10-1+N	10 A	2	1/6	09916051	169883
DLS 6i B13-1+N	13 A	2	1/6	09916052	169890
DLS 6i B16-1+N	16 A	2	1/6	09916053	169906
DLS 6i B20-1+N	20 A	2	1/6	09916054	169913
DLS 6i B25-1+N	25 A	2	1/6	09916055	169920
DLS 6i B32-1+N	32 A	2	1/6	09916056	169937
DLS 6i B40-1+N	40 A	2	1/6	09916057	169944
DLS 6i B50-1+N	50 A	2	1/6	09916058	169951
DLS 6i B63-1+N	63 A	2	1/6	09916059	169968

Other rated currents on request.

Accessories: operating current trip DASA, auxiliary switches DHi, trip-indicating auxiliary contact DHi-S, restart locks DEASS, software DBS  
on Page: 123, 125

## Miniature circuit-breakers (MCB)

mod. widths    pack. units    Article No.    EAN (4014712...)



10 kA



### Miniature circuit-breakers DLS 6i, B-characteristic, 2-pole

for industrial facilities, 10 kA

#### B-Characteristic

##### 2-pole

DLS 6i B1-2	1 A	2	1/6	09916071	170001
DLS 6i B1,6-2	1.6 A	2	1/6	09916072	170018
DLS 6i B2-2	2 A	2	1/6	09916073	170025
DLS 6i B2,5-2	2.5 A	2	1/6	09916074	170032
DLS 6i B3-2	3 A	2	1/6	09916075	170049
DLS 6i B3,5-2	3.5 A	2	1/6	09916076	170056
DLS 6i B4-2	4 A	2	1/6	09916077	170063
DLS 6i B5-2	5 A	2	1/6	09916078	170070
DLS 6i B6-2	6 A	2	1/6	09916079	170087
DLS 6i B8-2	8 A	2	1/6	09916080	170094
DLS 6i B10-2	10 A	2	1/6	09916081	170100
DLS 6i B13-2	13 A	2	1/6	09916082	170117
DLS 6i B16-2	16 A	2	1/6	09916083	170124
DLS 6i B20-2	20 A	2	1/6	09916084	170131
DLS 6i B25-2	25 A	2	1/6	09916085	170148
DLS 6i B32-2	32 A	2	1/6	09916086	170155
DLS 6i B40-2	40 A	2	1/6	09916087	170162
DLS 6i B50-2	50 A	2	1/6	09916088	170179
DLS 6i B63-2	63 A	2	1/6	09916089	170186

Other rated currents on request.

Accessories: operating current trip DASA, auxiliary switches DHi, trip-indicating auxiliary contact DHi-S, restart locks DEASS, software DBS  
on Page: 123, 125

10 kA



### Miniature circuit-breakers DLS 6i, B-characteristic, 3-pole

for industrial facilities, 10 kA



#### B-Characteristic

##### 3-pole

DLS 6i B1-3	1 A	3	1/4	09916101	170223
DLS 6i B1,6-3	1.6 A	3	1/4	09916102	210370
DLS 6i B2-3	2 A	3	1/4	09916103	170247
DLS 6i B2,5-3	2.5 A	3	1/4	09916104	170254
DLS 6i B3-3	3 A	3	1/4	09916105	170261
DLS 6i B3,5-3	3.5 A	3	1/4	09916106	170278
DLS 6i B4-3	4 A	3	1/4	09916107	170285
DLS 6i B5-3	5 A	3	1/4	09916108	170292
DLS 6i B6-3	6 A	3	1/4	09916109	170308
DLS 6i B8-3	8 A	3	1/4	09916110	170315
DLS 6i B10-3	10 A	3	1/4	09916111	170322
DLS 6i B13-3	13 A	3	1/4	09916112	170339
DLS 6i B16-3	16 A	3	1/4	09916113	170346
DLS 6i B20-3	20 A	3	1/4	09916114	170353
DLS 6i B25-3	25 A	3	1/4	09916115	170360
DLS 6i B32-3	32 A	3	1/4	09916116	170377
DLS 6i B40-3	40 A	3	1/4	09916117	170384
DLS 6i B50-3	50 A	3	1/4	09916118	170391
DLS 6i B63-3	63 A	3	1/4	09916119	170407

Other rated currents on request.

Accessories: operating current trip DASA, auxiliary switches DHi, trip-indicating auxiliary contact DHi-S, restart locks DEASS, software DBS  
on Page: 123, 125

## Miniature circuit-breakers (MCB)

mod. widths pack. units Article No. EAN (4014712...)

10 kA



### Miniature circuit-breakers DLS 6i, B-characteristic, 3-pole+N

for industrial facilities, 10 kA



#### B-Characteristic

#### 3-pole+N

DLS 6i B1-3+N	1 A	4	1/3	09916131	170445
DLS 6i B1,6-3+N	1.6 A	4	1/3	09916132	170452
DLS 6i B2-3+N	2 A	4	1/3	09916133	170469
DLS 6i B2,5-3+N	2.5 A	4	1/3	09916134	170476
DLS 6i B3-3+N	3 A	4	1/3	09916135	170483
DLS 6i B3,5-3+N	3.5 A	4	1/3	09916136	170490
DLS 6i B4-3+N	4 A	4	1/3	09916137	170506
DLS 6i B5-3+N	5 A	4	1/3	09916138	170513
DLS 6i B6-3+N	6 A	4	1/3	09916139	170520
DLS 6i B8-3+N	8 A	4	1/3	09916140	210387
DLS 6i B10-3+N	10 A	4	1/3	09916141	170544
DLS 6i B13-3+N	13 A	4	1/3	09916142	170551
DLS 6i B16-3+N	16 A	4	1/3	09916143	170568
DLS 6i B20-3+N	20 A	4	1/3	09916144	170575
DLS 6i B25-3+N	25 A	4	1/3	09916145	170582
DLS 6i B32-3+N	32 A	4	1/3	09916146	170599
DLS 6i B40-3+N	40 A	4	1/3	09916147	170605
DLS 6i B50-3+N	50 A	4	1/3	09916148	170612
DLS 6i B63-3+N	63 A	4	1/3	09916149	170629

Other rated currents on request.

Accessories: operating current trip DASA, auxiliary switches DHi, trip-indicating auxiliary contact DHi-S, restart locks DEASS, software DBS  
on Page: 123, 125

10 kA



### Miniature circuit-breakers DLS 6i, B-characteristic, 4-pole

for industrial facilities, 10 kA



#### B-Characteristic

#### 4-pole

DLS 6i B1-4	1 A	4	1/3	09916161	170667
DLS 6i B1,6-4	1.6 A	4	1/3	09916162	170674
DLS 6i B2-4	2 A	4	1/3	09916163	170681
DLS 6i B2,5-4	2.5 A	4	1/3	09916164	170698
DLS 6i B3-4	3 A	4	1/3	09916165	170704
DLS 6i B3,5-4	3.5 A	4	1/3	09916166	170711
DLS 6i B4-4	4 A	4	1/3	09916167	170728
DLS 6i B5-4	5 A	4	1/3	09916168	170735
DLS 6i B6-4	6 A	4	1/3	09916169	170742
DLS 6i B8-4	8 A	4	1/3	09916170	170759
DLS 6i B10-4	10 A	4	1/3	09916171	170766
DLS 6i B13-4	13 A	4	1/3	09916172	170773
DLS 6i B16-4	16 A	4	1/3	09916173	170780
DLS 6i B20-4	20 A	4	1/3	09916174	170797
DLS 6i B25-4	25 A	4	1/3	09916175	170803
DLS 6i B32-4	32 A	4	1/3	09916176	170810
DLS 6i B40-4	40 A	4	1/3	09916177	170827
DLS 6i B50-4	50 A	4	1/3	09916178	170834
DLS 6i B63-4	63 A	4	1/3	09916179	170841

Other rated currents on request.

Accessories: operating current trip DASA, auxiliary switches DHi, trip-indicating auxiliary contact DHi-S, restart locks DEASS, software DBS  
on Page: 123, 125



## Miniature circuit-breakers (MCB)

mod. widths    pack. units    Article No.    EAN (4014712...)



10 kA



### Miniature circuit-breakers DLS 6i, C-characteristic, 1-pole

for industrial facilities, 10 kA

#### C-Characteristic

##### 1-pole

DLS 6i C0,3-1	0.3 A	1	1/12	09916188	170858
DLS 6i C0,5-1	0.5 A	1	1/12	09916189	170865
DLS 6i C0,8-1	0.8 A	1	1/12	09916190	170872
DLS 6i C1-1	1 A	1	1/12	09916191	170889
DLS 6i C1,6-1	1.6 A	1	1/12	09916192	170896
DLS 6i C2-1	2 A	1	1/12	09916193	170902
DLS 6i C2,5-1	2.5 A	1	1/12	09916194	170919
DLS 6i C3-1	3 A	1	1/12	09916195	170926
DLS 6i C3,5-1	3.5 A	1	1/12	09916196	170933
DLS 6i C4-1	4 A	1	1/12	09916197	170940
DLS 6i C5-1	5 A	1	1/12	09916198	170957
DLS 6i C6-1	6 A	1	1/12	09916199	170964
DLS 6i C8-1	8 A	1	1/12	09916200	170971
DLS 6i C10-1	10 A	1	1/12	09916201	170988
DLS 6i C13-1	13 A	1	1/12	09916202	170995
DLS 6i C16-1	16 A	1	1/12	09916203	171008
DLS 6i C20-1	20 A	1	1/12	09916204	171015
DLS 6i C25-1	25 A	1	1/12	09916205	171022
DLS 6i C32-1	32 A	1	1/12	09916206	171039
DLS 6i C40-1	40 A	1	1/12	09916207	171046
DLS 6i C50-1	50 A	1	1/12	09916208	171053
DLS 6i C63-1	63 A	1	1/12	09916209	171060

Other rated currents on request.

Accessories: operating current trip DASA, auxiliary switches DHi, trip-indicating auxiliary contact DHi-S, restart locks DEASS, software DBS  
on Page: [123](#), [125](#)

## Miniature circuit-breakers (MCB)

mod. widths pack. units

Article No.

EAN  
(4014712...)



10 kA



### Miniature circuit-breakers DLS 6i, C-characteristic, 1-pole+N

for industrial facilities, 10 kA

#### C-Characteristic

#### 1-pole+N

DLS 6i C0,3-1+N	0.3 A	2	1/6	09916218	171077
DLS 6i C0,5-1+N	0.5 A	2	1/6	09916219	171084
DLS 6i C0,8-1+N	0.8 A	2	1/6	09916220	171091
DLS 6i C1-1+N	1 A	2	1/6	09916221	171107
DLS 6i C1,6-1+N	1.6 A	2	1/6	09916222	171114
DLS 6i C2-1+N	2 A	2	1/6	09916223	247888
DLS 6i C2,5-1+N	2.5 A	2	1/6	09916224	171138
DLS 6i C3-1+N	3 A	2	1/6	09916225	171145
DLS 6i C3,5-1+N	3.5 A	2	1/6	09916226	171152
DLS 6i C4-1+N	4 A	2	1/6	09916227	171169
DLS 6i C5-1+N	5 A	2	1/6	09916228	171176
DLS 6i C6-1+N	6 A	2	1/6	09916229	171183
DLS 6i C8-1+N	8 A	2	1/6	09916230	171190
DLS 6i C10-1+N	10 A	2	1/6	09916231	171206
DLS 6i C13-1+N	13 A	2	1/6	09916232	171213
DLS 6i C16-1+N	16 A	2	1/6	09916233	171220
DLS 6i C20-1+N	20 A	2	1/6	09916234	171237
DLS 6i C25-1+N	25 A	2	1/6	09916235	171244
DLS 6i C32-1+N	32 A	2	1/6	09916236	171251
DLS 6i C40-1+N	40 A	2	1/6	09916237	171268
DLS 6i C50-1+N	50 A	2	1/6	09916238	171275
DLS 6i C63-1+N	63 A	2	1/6	09916239	171282

Other rated currents on request.

Accessories: operating current trip DASA, auxiliary switches DHi, trip-indicating auxiliary contact DHi-S, restart locks DEASS, software DBS  
on Page: [123](#), [125](#)

## Miniature circuit-breakers (MCB)

mod. widths pack. units Article No. EAN (4014712...)



10 kA



### Miniature circuit-breakers DLS 6i, C-characteristic, 2-pole

for industrial facilities, 10 kA

#### C-Characteristic

#### 2-pole

DLS 6i C0,3-2	0.3 A	2	1/6	09916248	171299
DLS 6i C0,5-2	0.5 A	2	1/6	09916249	171305
DLS 6i C0,8-2	0.8 A	2	1/6	09916250	171312
DLS 6i C1-2	1 A	2	1/6	09916251	171329
DLS 6i C1,6-2	1.6 A	2	1/6	09916252	171336
DLS 6i C2-2	2 A	2	1/6	09916253	171343
DLS 6i C2,5-2	2.5 A	2	1/6	09916254	171350
DLS 6i C3-2	3 A	2	1/6	09916255	171367
DLS 6i C3,5-2	3.5 A	2	1/6	09916256	171374
DLS 6i C4-2	4 A	2	1/6	09916257	171381
DLS 6i C5-2	5 A	2	1/6	09916258	171398
DLS 6i C6-2	6 A	2	1/6	09916259	171404
DLS 6i C8-2	8 A	2	1/6	09916260	171411
DLS 6i C10-2	10 A	2	1/6	09916261	171428
DLS 6i C13-2	13 A	2	1/6	09916262	171435
DLS 6i C16-2	16 A	2	1/6	09916263	171442
DLS 6i C20-2	20 A	2	1/6	09916264	171459
DLS 6i C25-2	25 A	2	1/6	09916265	171466
DLS 6i C32-2	32 A	2	1/6	09916266	171473
DLS 6i C40-2	40 A	2	1/6	09916267	171480
DLS 6i C50-2	50 A	2	1/6	09916268	171497
DLS 6i C63-2	63 A	2	1/6	09916269	171503

Other rated currents on request.

Accessories: operating current trip DASA, auxiliary switches DHi, trip-indicating auxiliary contact DHi-S, restart locks DEASS, software DBS  
on Page: [123](#), [125](#)

## Miniature circuit-breakers (MCB)

mod. widths pack. units

Article No.

EAN  
(4014712...)



10 kA



### Miniature circuit-breakers DLS 6i, C-characteristic, 3-pole

for industrial facilities, 10 kA

#### C-Characteristic

#### 3-pole

DLS 6i C0,3-3	0.3 A	3	1/4	09916278	171510
DLS 6i C0,5-3	0.5 A	3	1/4	09916279	171527
DLS 6i C0,8-3	0.8 A	3	1/4	09916280	171534
DLS 6i C1-3	1 A	3	1/4	09916281	171541
DLS 6i C1,6-3	1.6 A	3	1/4	09916282	171558
DLS 6i C2-3	2 A	3	1/4	09916283	171565
DLS 6i C2,5-3	2.5 A	3	1/4	09916284	171572
DLS 6i C3-3	3 A	3	1/4	09916285	171589
DLS 6i C3,5-3	3.5 A	3	1/4	09916286	171596
DLS 6i C4-3	4 A	3	1/4	09916287	171602
DLS 6i C5-3	5 A	3	1/4	09916288	171619
DLS 6i C6-3	6 A	3	1/4	09916289	171626
DLS 6i C8-3	8 A	3	1/4	09916290	171633
DLS 6i C10-3	10 A	3	1/4	09916291	171640
DLS 6i C13-3	13 A	3	1/4	09916292	171657
DLS 6i C16-3	16 A	3	1/4	09916293	171664
DLS 6i C20-3	20 A	3	1/4	09916294	171671
DLS 6i C25-3	25 A	3	1/4	09916295	171688
DLS 6i C32-3	32 A	3	1/4	09916296	171695
DLS 6i C40-3	40 A	3	1/4	09916297	171701
DLS 6i C50-3	50 A	3	1/4	09916298	171718
DLS 6i C63-3	63 A	3	1/4	09916299	171725

Other rated currents on request.

Accessories: operating current trip DASA, auxiliary switches DHI, trip-indicating auxiliary contact DHi-S, restart locks DEASS, software DBS  
on Page: [123](#), [125](#)

## Miniature circuit-breakers (MCB)

mod. widths pack. units Article No. EAN (4014712...)



10 kA



### Miniature circuit-breakers DLS 6i, C-characteristic, 3-pole+N

for industrial facilities, 10 kA

#### C-Characteristic

#### 3-pole+N

DLS 6i C0,3-3+N	0.3 A	4	1/3	09916308	171732
DLS 6i C0,5-3+N	0.5 A	4	1/3	09916309	171749
DLS 6i C0,8-3+N	0.8 A	4	1/3	09916310	171756
DLS 6i C1-3+N	1 A	4	1/3	09916311	171763
DLS 6i C1,6-3+N	1.6 A	4	1/3	09916312	171770
DLS 6i C2-3+N	2 A	4	1/3	09916313	171787
DLS 6i C2,5-3+N	2.5 A	4	1/3	09916314	171794
DLS 6i C3-3+N	3 A	4	1/3	09916315	171800
DLS 6i C3,5-3+N	3.5 A	4	1/3	09916316	171817
DLS 6i C4-3+N	4 A	4	1/3	09916317	171824
DLS 6i C5-3+N	5 A	4	1/3	09916318	171831
DLS 6i C6-3+N	6 A	4	1/3	09916319	171848
DLS 6i C8-3+N	8 A	4	1/3	09916320	171855
DLS 6i C10-3+N	10 A	4	1/3	09916321	171862
DLS 6i C13-3+N	13 A	4	1/3	09916322	171879
DLS 6i C16-3+N	16 A	4	1/3	09916323	171886
DLS 6i C20-3+N	20 A	4	1/3	09916324	171893
DLS 6i C25-3+N	25 A	4	1/3	09916325	171909
DLS 6i C32-3+N	32 A	4	1/3	09916326	171916
DLS 6i C40-3+N	40 A	4	1/3	09916327	171923
DLS 6i C50-3+N	50 A	4	1/3	09916328	171930
DLS 6i C63-3+N	63 A	4	1/3	09916329	171947

Other rated currents on request.

Accessories: operating current trip DASA, auxiliary switches DHi, trip-indicating auxiliary contact DHi-S, restart locks DEASS, software DBS  
on Page: [123](#), [125](#)

## Miniature circuit-breakers (MCB)

mod. widths pack. units

Article No.

EAN  
(4014712...)



10 kA



### Miniature circuit-breakers DLS 6i, C-characteristic, 4-pole

for industrial facilities, 10 kA

#### C-Characteristic

4-pole

DLS 6i C0,3-4	0.3 A	4	1/3	09916338	171954
DLS 6i C0,5-4	0.5 A	4	1/3	09916339	171961
DLS 6i C0,8-4	0.8 A	4	1/3	09916340	171978
DLS 6i C1-4	1 A	4	1/3	09916341	171985
DLS 6i C1,6-4	1.6 A	4	1/3	09916342	171992
DLS 6i C2-4	2 A	4	1/3	09916343	172005
DLS 6i C2,5-4	2.5 A	4	1/3	09916344	172012
DLS 6i C3-4	3 A	4	1/3	09916345	172029
DLS 6i C3,5-4	3.5 A	4	1/3	09916346	172036
DLS 6i C4-4	4 A	4	1/3	09916347	172043
DLS 6i C5-4	5 A	4	1/3	09916348	172050
DLS 6i C6-4	6 A	4	1/3	09916349	172067
DLS 6i C8-4	8 A	4	1/3	09916350	172074
DLS 6i C10-4	10 A	4	1/3	09916351	172081
DLS 6i C13-4	13 A	4	1/3	09916352	172098
DLS 6i C16-4	16 A	4	1/3	09916353	172104
DLS 6i C20-4	20 A	4	1/3	09916354	172111
DLS 6i C25-4	25 A	4	1/3	09916355	172128
DLS 6i C32-4	32 A	4	1/3	09916356	172135
DLS 6i C40-4	40 A	4	1/3	09916357	172142
DLS 6i C50-4	50 A	4	1/3	09916358	172159
DLS 6i C63-4	63 A	4	1/3	09916359	172166

Other rated currents on request.

Accessories: operating current trip DASA, auxiliary switches DHi, trip-indicating auxiliary contact DHi-S, restart locks DEASS, software DBS  
on Page: [123](#), [125](#)

## Miniature circuit-breakers (MCB)

mod. widths pack. units Article No. EAN (4014712...)



10 kA



### Miniature circuit-breakers DLS 6i, D-characteristic, 1-pole

for industrial facilities, 10 kA

#### D-Characteristic

##### 1-pole

DLS 6i D0,3-1	0.3 A	1	1/12	09916368	172173
DLS 6i D0,5-1	0.5 A	1	1/12	09916369	172180
DLS 6i D0,8-1	0.8 A	1	1/12	09916370	172197
DLS 6i D1-1	1 A	1	1/12	09916371	172203
DLS 6i D1,6-1	1.6 A	1	1/12	09916372	172210
DLS 6i D2-1	2 A	1	1/12	09916373	172227
DLS 6i D2,5-1	2.5 A	1	1/12	09916374	172234
DLS 6i D3-1	3 A	1	1/12	09916375	172241
DLS 6i D3,5-1	3.5 A	1	1/12	09916376	172258
DLS 6i D4-1	4 A	1	1/12	09916377	172265
DLS 6i D5-1	5 A	1	1/12	09916378	172272
DLS 6i D6-1	6 A	1	1/12	09916379	172289
DLS 6i D8-1	8 A	1	1/12	09916380	172296
DLS 6i D10-1	10 A	1	1/12	09916381	172302
DLS 6i D13-1	13 A	1	1/12	09916382	172319
DLS 6i D16-1	16 A	1	1/12	09916383	172326
DLS 6i D20-1	20 A	1	1/12	09916384	172333
DLS 6i D25-1	25 A	1	1/12	09916385	172340
DLS 6i D32-1	32 A	1	1/12	09916386	172357
DLS 6i D40-1	40 A	1	1/12	09916387	172364

Other rated currents on request.

Accessories: operating current trip DASA, auxiliary switches DHi, trip-indicating auxiliary contact DHi-S, restart locks DEASS, software DBS  
on Page: [123](#), [125](#)

6 kA



### Miniature circuit-breakers DLS 6i, D characteristic, 1-pole, 6 kA

for industrial facilities, 6 kA



#### D-Characteristic

##### 1-pole

DLS 6i D50-1	50 A	1	1/12	09916388	172371
DLS 6i D63-1	63 A	1	1/12	09916389	172388

Other rated currents on request.

Accessories: operating current trip DASA, auxiliary switches DHi, trip-indicating auxiliary contact DHi-S, restart locks DEASS, software DBS  
on Page: [123](#), [125](#)

## Miniature circuit-breakers (MCB)

mod. widths pack. units Article No. EAN (4014712...)

10 kA



### Miniature circuit-breakers DLS 6i, D-characteristic, 1-pole+N



for industrial facilities, 10 kA

#### D-Characteristic

##### 1-pole+N

DLS 6i D0,3-1+N	0.3 A	2	1/6	09916398	172395
DLS 6i D0,5-1+N	0.5 A	2	1/6	09916399	172401
DLS 6i D0,8-1+N	0.8 A	2	1/6	09916400	172418
DLS 6i D1-1+N	1 A	2	1/6	09916401	172425
DLS 6i D1,6-1+N	1.6 A	2	1/6	09916402	172432
DLS 6i D2-1+N	2 A	2	1/6	09916403	172449
DLS 6i D2,5-1+N	2.5 A	2	1/6	09916404	172456
DLS 6i D3-1+N	3 A	2	1/6	09916405	172463
DLS 6i D3,5-1+N	3.5 A	2	1/6	09916406	172470
DLS 6i D4-1+N	4 A	2	1/6	09916407	172487
DLS 6i D5-1+N	5 A	2	1/6	09916408	172494
DLS 6i D6-1+N	6 A	2	1/6	09916409	172500
DLS 6i D8-1+N	8 A	2	1/6	09916410	172517
DLS 6i D10-1+N	10 A	2	1/6	09916411	172524
DLS 6i D13-1+N	13 A	2	1/6	09916412	172531
DLS 6i D16-1+N	16 A	2	1/6	09916413	172548
DLS 6i D20-1+N	20 A	2	1/6	09916414	172555
DLS 6i D25-1+N	25 A	2	1/6	09916415	172562
DLS 6i D32-1+N	32 A	2	1/6	09916416	172579
DLS 6i D40-1+N	40 A	2	1/6	09916417	172586

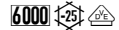
Other rated currents on request.

Accessories: operating current trip DASA, auxiliary switches DHi, trip-indicating auxiliary contact DHi-S, restart locks DEASS, software DBS  
on Page: 123, 125

6 kA



### Miniature circuit-breakers DLS 6i, D-characteristic, 1-pole+N, 6 kA



for industrial facilities, 6 kA

#### D-Characteristic

##### 1-pole+N

DLS 6i D50-1+N	50 A	2	1/6	09916418	172593
DLS 6i D63-1+N	63 A	2	1/6	09916419	172609

Other rated currents on request.

Accessories: operating current trip DASA, auxiliary switches DHi, trip-indicating auxiliary contact DHi-S, restart locks DEASS, software DBS  
on Page: 123, 125



## Miniature circuit-breakers (MCB)

mod. widths pack. units Article No. EAN (4014712...)

10 kA



### Miniature circuit-breakers DLS 6i, D-characteristic, 2-pole

for industrial facilities, 10 kA



#### D-Characteristic

##### 2-pole

DLS 6i D0,3-2	0.3 A	2	1/6	09916428	172616
DLS 6i D0,5-2	0.5 A	2	1/6	09916429	172623
DLS 6i D0,8-2	0.8 A	2	1/6	09916430	172630
DLS 6i D1-2	1 A	2	1/6	09916431	172647
DLS 6i D1,6-2	1.6 A	2	1/6	09916432	172654
DLS 6i D2-2	2 A	2	1/6	09916433	172661
DLS 6i D2,5-2	2.5 A	2	1/6	09916434	172678
DLS 6i D3-2	3 A	2	1/6	09916435	172685
DLS 6i D3,5-2	3.5 A	2	1/6	09916436	172692
DLS 6i D4-2	4 A	2	1/6	09916437	172708
DLS 6i D5-2	5 A	2	1/6	09916438	172715
DLS 6i D6-2	6 A	2	1/6	09916439	172722
DLS 6i D8-2	8 A	2	1/6	09916440	172739
DLS 6i D10-2	10 A	2	1/6	09916441	172746
DLS 6i D13-2	13 A	2	1/6	09916442	172753
DLS 6i D16-2	16 A	2	1/6	09916443	172760
DLS 6i D20-2	20 A	2	1/6	09916444	172777
DLS 6i D25-2	25 A	2	1/6	09916445	172784
DLS 6i D32-2	32 A	2	1/6	09916446	172791
DLS 6i D40-2	40 A	2	1/6	09916447	172807

Other rated currents on request.

Accessories: operating current trip DASA, auxiliary switches DHi, trip-indicating auxiliary contact DHi-S, restart locks DEASS, software DBS  
on Page: 123, 125

6 kA



### Miniature circuit-breakers DLS 6i, D-characteristic, 2-pole, 6 kA

for industrial facilities, 6 kA



#### D-Characteristic

##### 2-pole

DLS 6i D50-2	50 A	2	1/6	09916448	172814
DLS 6i D63-2	63 A	2	1/6	09916449	172821

Other rated currents on request.

Accessories: operating current trip DASA, auxiliary switches DHi, trip-indicating auxiliary contact DHi-S, restart locks DEASS, software DBS  
on Page: 123, 125

## Miniature circuit-breakers (MCB)

mod. widths pack. units Article No. EAN (4014712...)

10 kA



### Miniature circuit-breakers DLS 6i, D-characteristic, 3-pole

for industrial facilities, 10 kA



#### D-Characteristic

##### 3-pole

DLS 6i D0,3-3	0.3 A	3	1/4	09916458	172838
DLS 6i D0,5-3	0.5 A	3	1/4	09916459	172845
DLS 6i D0,8-3	0.8 A	3	1/4	09916460	172852
DLS 6i D1-3	1 A	3	1/4	09916461	172869
DLS 6i D1,6-3	1.6 A	3	1/4	09916462	172876
DLS 6i D2-3	2 A	3	1/4	09916463	172883
DLS 6i D2,5-3	2.5 A	3	1/4	09916464	172890
DLS 6i D3-3	3 A	3	1/4	09916465	172906
DLS 6i D3,5-3	3.5 A	3	1/4	09916466	172913
DLS 6i D4-3	4 A	3	1/4	09916467	172920
DLS 6i D5-3	5 A	3	1/4	09916468	172937
DLS 6i D6-3	6 A	3	1/4	09916469	172944
DLS 6i D8-3	8 A	3	1/4	09916470	172951
DLS 6i D10-3	10 A	3	1/4	09916471	172968
DLS 6i D13-3	13 A	3	1/4	09916472	172975
DLS 6i D16-3	16 A	3	1/4	09916473	172982
DLS 6i D20-3	20 A	3	1/4	09916474	172999
DLS 6i D25-3	25 A	3	1/4	09916475	173002
DLS 6i D32-3	32 A	3	1/4	09916476	173019
DLS 6i D40-3	40 A	3	1/4	09916477	173026

Other rated currents on request.

Accessories: operating current trip DASA, auxiliary switches DHi, trip-indicating auxiliary contact DHi-S, restart locks DEASS, software DBS  
on Page: [123](#), [125](#)

6 kA



### Miniature circuit-breakers DLS 6i, D-characteristic, 3-pole, 6 kA

for industrial facilities, 6 kA



#### D-Characteristic

##### 3-pole

DLS 6i D50-3	50 A	3	1/4	09916478	173033
DLS 6i D63-3	63 A	3	1/4	09916479	173040

Other rated currents on request.

Accessories: operating current trip DASA, auxiliary switches DHi, trip-indicating auxiliary contact DHi-S, restart locks DEASS, software DBS  
on Page: [123](#), [125](#)

## Miniature circuit-breakers (MCB)

mod. widths pack. units Article No. EAN (4014712...)



10 kA



### Miniature circuit-breakers DLS 6i, D-characteristic, 3-pole+N

for industrial facilities, 10 kA

#### D-Characteristic

#### 3-pole+N

DLS 6i D0,3-3+N	0.3 A	4	1/3	09916488	173057
DLS 6i D0,5-3+N	0.5 A	4	1/3	09916489	173064
DLS 6i D0,8-3+N	0.8 A	4	1/3	09916490	173071
DLS 6i D1-3+N	1 A	4	1/3	09916491	173088
DLS 6i D1,6-3+N	1.6 A	4	1/3	09916492	173095
DLS 6i D2-3+N	2 A	4	1/3	09916493	173101
DLS 6i D2,5-3+N	2.5 A	4	1/3	09916494	173118
DLS 6i D3-3+N	3 A	4	1/3	09916495	173125
DLS 6i D3,5-3+N	3.5 A	4	1/3	09916496	173132
DLS 6i D4-3+N	4 A	4	1/3	09916497	173149
DLS 6i D5-3+N	5 A	4	1/3	09916498	173156
DLS 6i D6-3+N	6 A	4	1/3	09916499	173163
DLS 6i D8-3+N	8 A	4	1/3	09916500	173170
DLS 6i D10-3+N	10 A	4	1/3	09916501	173187
DLS 6i D13-3+N	13 A	4	1/3	09916502	173194
DLS 6i D16-3+N	16 A	4	1/3	09916503	173200
DLS 6i D20-3+N	20 A	4	1/3	09916504	173217
DLS 6i D25-3+N	25 A	4	1/3	09916505	173224
DLS 6i D32-3+N	32 A	4	1/3	09916506	173231
DLS 6i D40-3+N	40 A	4	1/3	09916507	173248

Other rated currents on request.

Accessories: operating current trip DASA, auxiliary switches DHi, trip-indicating auxiliary contact DHi-S, restart locks DEASS, software DBS  
on Page: 123, 125

6 kA



### Miniature circuit-breakers DLS 6i, D-characteristic, 3-pole+N, 6 kA

for industrial facilities, 6 kA



#### D-Characteristic

#### 3-pole+N

DLS 6i D50-3+N	50 A	4	1/3	09916508	173255
DLS 6i D63-3+N	63 A	4	1/3	09916509	173262

Other rated currents on request.

Accessories: operating current trip DASA, auxiliary switches DHi, trip-indicating auxiliary contact DHi-S, restart locks DEASS, software DBS  
on Page: 123, 125

## Miniature circuit-breakers (MCB)

mod. widths pack. units Article No. EAN (4014712...)

10 kA



### Miniature circuit-breakers DLS 6i, D-characteristic, 4-pole

for industrial facilities, 10 kA



#### D-Characteristic

#### 4-pole

DLS 6i D0,3-4	0.3 A	4	1/3	09916518	173279
DLS 6i D0,5-4	0.5 A	4	1/3	09916519	173286
DLS 6i D0,8-4	0.8 A	4	1/3	09916520	173293
DLS 6i D1-4	1 A	4	1/3	09916521	173309
DLS 6i D1,6-4	1.6 A	4	1/3	09916522	173316
DLS 6i D2-4	2 A	4	1/3	09916523	173323
DLS 6i D2,5-4	2.5 A	4	1/3	09916524	173330
DLS 6i D3-4	3 A	4	1/3	09916525	173347
DLS 6i D3,5-4	3.5 A	4	1/3	09916526	173354
DLS 6i D4-4	4 A	4	1/3	09916527	173361
DLS 6i D5-4	5 A	4	1/3	09916528	173378
DLS 6i D6-4	6 A	4	1/3	09916529	173385
DLS 6i D8-4	8 A	4	1/3	09916530	173392
DLS 6i D10-4	10 A	4	1/3	09916531	173408
DLS 6i D13-4	13 A	4	1/3	09916532	173415
DLS 6i D16-4	16 A	4	1/3	09916533	173422
DLS 6i D20-4	20 A	4	1/3	09916534	173439
DLS 6i D25-4	25 A	4	1/3	09916535	173446
DLS 6i D32-4	32 A	4	1/3	09916536	173453
DLS 6i D40-4	40 A	4	1/3	09916537	173460

Other rated currents on request.

Accessories: operating current trip DASA, auxiliary switches DHi, trip-indicating auxiliary contact DHi-S, restart locks DEASS, software DBS  
on Page: 123, 125

6 kA



### Miniature circuit-breakers DLS 6i, D-characteristic, 4-pole, 6 kA

for industrial facilities, 6 kA



#### D-Characteristic

#### 4-pole

DLS 6i D50-4	50 A	4	1/3	09916538	173477
DLS 6i D63-4	63 A	4	1/3	09916539	173484

Other rated currents on request.

Accessories: operating current trip DASA, auxiliary switches DHi, trip-indicating auxiliary contact DHi-S, restart locks DEASS, software DBS  
on Page: 123, 125

Miniature circuit-breakers (MCB)

mod. widths pack. units Article No. EAN (4014712...)

10 kA



Miniature circuit-breakers DLS 6i, K-characteristic, 1-pole

for industrial facilities, 10 kA



**K-Characteristic**

**1-pole**

DLS 6i K0,3-1	0.3 A	1	1/12	09916548	173491
DLS 6i K0,5-1	0.5 A	1	1/12	09916549	173507
DLS 6i K0,8-1	0.8 A	1	1/12	09916550	173514
DLS 6i K1-1	1 A	1	1/12	09916551	173521
DLS 6i K1,6-1	1.6 A	1	1/12	09916552	173538
DLS 6i K2-1	2 A	1	1/12	09916553	173545
DLS 6i K2,5-1	2.5 A	1	1/12	09916554	173552
DLS 6i K3-1	3 A	1	1/12	09916555	173569
DLS 6i K3,5-1	3.5 A	1	1/12	09916556	173576
DLS 6i K4-1	4 A	1	1/12	09916557	173583
DLS 6i K5-1	5 A	1	1/12	09916558	173590
DLS 6i K6-1	6 A	1	1/12	09916559	173606
DLS 6i K8-1	8 A	1	1/12	09916560	173613
DLS 6i K10-1	10 A	1	1/12	09916561	173620
DLS 6i K13-1	13 A	1	1/12	09916562	173637
DLS 6i K16-1	16 A	1	1/12	09916563	173644
DLS 6i K20-1	20 A	1	1/12	09916564	173651
DLS 6i K25-1	25 A	1	1/12	09916565	173668
DLS 6i K32-1	32 A	1	1/12	09916566	173675
DLS 6i K40-1	40 A	1	1/12	09916567	173682
DLS 6i K50-1	50 A	1	1/12	09916568	173699
DLS 6i K63-1	63 A	1	1/12	09916569	173705

Other rated currents on request.

Accessories: operating current trip DASA, auxiliary switches DHi, trip-indicating auxiliary contact DHi-S, restart locks DEASS, software DBS  
on Page: [123](#), [125](#)

## Miniature circuit-breakers (MCB)

mod. pack. Article No. EAN  
widths units (4014712...)

10 kA



### Miniature circuit-breakers DLS 6i, K-characteristic, 1-pole+N

for industrial facilities, 10 kA



#### K-Characteristic

##### 1-pole+N

DLS 6i K0,3-1+N	0.3 A	2	1/6	09916578	173712
DLS 6i K0,5-1+N	0.5 A	2	1/6	09916579	173729
DLS 6i K0,8-1+N	0.8 A	2	1/6	09916580	173736
DLS 6i K1-1+N	1 A	2	1/6	09916581	173743
DLS 6i K1,6-1+N	1.6 A	2	1/6	09916582	173750
DLS 6i K2-1+N	2 A	2	1/6	09916583	173767
DLS 6i K2,5-1+N	2.5 A	2	1/6	09916584	173774
DLS 6i K3-1+N	3 A	2	1/6	09916585	173781
DLS 6i K3,5-1+N	3.5 A	2	1/6	09916586	173798
DLS 6i K4-1+N	4 A	2	1/6	09916587	173804
DLS 6i K5-1+N	5 A	2	1/6	09916588	173811
DLS 6i K6-1+N	6 A	2	1/6	09916589	173828
DLS 6i K8-1+N	8 A	2	1/6	09916590	173835
DLS 6i K10-1+N	10 A	2	1/6	09916591	173842
DLS 6i K13-1+N	13 A	2	1/6	09916592	173859
DLS 6i K16-1+N	16 A	2	1/6	09916593	173866
DLS 6i K20-1+N	20 A	2	1/6	09916594	173873
DLS 6i K25-1+N	25 A	2	1/6	09916595	173880
DLS 6i K32-1+N	32 A	2	1/6	09916596	173897
DLS 6i K40-1+N	40 A	2	1/6	09916597	173903
DLS 6i K50-1+N	50 A	2	1/6	09916598	173910
DLS 6i K63-1+N	63 A	2	1/6	09916599	173927

Other rated currents on request.

Accessories: operating current trip DASA, auxiliary switches DHi, trip-indicating auxiliary contact DHi-S, restart locks DEASS, software DBS  
on Page: 123, 125

## Miniature circuit-breakers (MCB)

mod. widths    pack. units    Article No.    EAN (4014712...)



10 kA



### Miniature circuit-breakers DLS 6i, K-characteristic, 2-pole

for industrial facilities, 10 kA

#### K-Characteristic

#### 2-pole

DLS 6i K0,3-2	0.3 A	2	1/6	09916608	173934
DLS 6i K0,5-2	0.5 A	2	1/6	09916609	173941
DLS 6i K0,8-2	0.8 A	2	1/6	09916610	173958
DLS 6i K1-2	1 A	2	1/6	09916611	173965
DLS 6i K1,6-2	1.6 A	2	1/6	09916612	173972
DLS 6i K2-2	2 A	2	1/6	09916613	173989
DLS 6i K2,5-2	2.5 A	2	1/6	09916614	173996
DLS 6i K3-2	3 A	2	1/6	09916615	174009
DLS 6i K3,5-2	3.5 A	2	1/6	09916616	174016
DLS 6i K4-2	4 A	2	1/6	09916617	174023
DLS 6i K5-2	5 A	2	1/6	09916618	174030
DLS 6i K6-2	6 A	2	1/6	09916619	174047
DLS 6i K8-2	8 A	2	1/6	09916620	174054
DLS 6i K10-2	10 A	2	1/6	09916621	174061
DLS 6i K13-2	13 A	2	1/6	09916622	174078
DLS 6i K16-2	16 A	2	1/6	09916623	174085
DLS 6i K20-2	20 A	2	1/6	09916624	174092
DLS 6i K25-2	25 A	2	1/6	09916625	174108
DLS 6i K32-2	32 A	2	1/6	09916626	174115
DLS 6i K40-2	40 A	2	1/6	09916627	174122
DLS 6i K50-2	50 A	2	1/6	09916628	174139
DLS 6i K63-2	63 A	2	1/6	09916629	174146

Other rated currents on request.

Accessories: operating current trip DASA, auxiliary switches DHi, trip-indicating auxiliary contact DHi-S, restart locks DEASS, software DBS  
on Page: [123](#), [125](#)

## Miniature circuit-breakers (MCB)

mod. pack. Article No. EAN  
widths units (4014712...)

10 kA



### Miniature circuit-breakers DLS 6i, K-characteristic, 3-pole

for industrial facilities, 10 kA



#### K-Characteristic

#### 3-pole


DLS 6i K0,3-3	0.3 A	3	1/4	09916638	174153
DLS 6i K0,5-3	0.5 A	3	1/4	09916639	174160
DLS 6i K0,8-3	0.8 A	3	1/4	09916640	174177
DLS 6i K1-3	1 A	3	1/4	09916641	174184
DLS 6i K1,6-3	1.6 A	3	1/4	09916642	174191
DLS 6i K2-3	2 A	3	1/4	09916643	174207
DLS 6i K2,5-3	2.5 A	3	1/4	09916644	174214
DLS 6i K3-3	3 A	3	1/4	09916645	174221
DLS 6i K3,5-3	3.5 A	3	1/4	09916646	174238
DLS 6i K4-3	4 A	3	1/4	09916647	174245
DLS 6i K5-3	5 A	3	1/4	09916648	174252
DLS 6i K6-3	6 A	3	1/4	09916649	174269
DLS 6i K8-3	8 A	3	1/4	09916650	174276
DLS 6i K10-3	10 A	3	1/4	09916651	174283
DLS 6i K13-3	13 A	3	1/4	09916652	174290
DLS 6i K16-3	16 A	3	1/4	09916653	174306
DLS 6i K20-3	20 A	3	1/4	09916654	174313
DLS 6i K25-3	25 A	3	1/4	09916655	174320
DLS 6i K32-3	32 A	3	1/4	09916656	174337
DLS 6i K40-3	40 A	3	1/4	09916657	174344
DLS 6i K50-3	50 A	3	1/4	09916658	174351
DLS 6i K63-3	63 A	3	1/4	09916659	174368

Other rated currents on request.

Accessories: operating current trip DASA, auxiliary switches DHi, trip-indicating auxiliary contact DHi-S, restart locks DEASS, software DBS  
on Page: 123, 125



## Miniature circuit-breakers (MCB)

mod.	pack.	Article No.	EAN
widths	units		(4014712...)
			

10 kA



### Miniature circuit-breakers DLS 6i, K-characteristic, 3-pole+N

for industrial facilities, 10 kA

#### K-Characteristic

#### 3-pole+N

DLS 6i K0,3-3+N	0.3 A	4	1/3	09916668	174375
DLS 6i K0,5-3+N	0.5 A	4	1/3	09916669	174382
DLS 6i K0,8-3+N	0.8 A	4	1/3	09916670	174399
DLS 6i K1-3+N	1 A	4	1/3	09916671	174405
DLS 6i K1,6-3+N	1.6 A	4	1/3	09916672	174412
DLS 6i K2-3+N	2 A	4	1/3	09916673	174429
DLS 6i K2,5-3+N	2.5 A	4	1/3	09916674	174436
DLS 6i K3-3+N	3 A	4	1/3	09916675	174443
DLS 6i K3,5-3+N	3.5 A	4	1/3	09916676	174450
DLS 6i K4-3+N	4 A	4	1/3	09916677	174467
DLS 6i K5-3+N	5 A	4	1/3	09916678	174474
DLS 6i K6-3+N	6 A	4	1/3	09916679	174481
DLS 6i K8-3+N	8 A	4	1/3	09916680	174498
DLS 6i K10-3+N	10 A	4	1/3	09916681	174504
DLS 6i K13-3+N	13 A	4	1/3	09916682	174511
DLS 6i K16-3+N	16 A	4	1/3	09916683	174528
DLS 6i K20-3+N	20 A	4	1/3	09916684	174535
DLS 6i K25-3+N	25 A	4	1/3	09916685	174542
DLS 6i K32-3+N	32 A	4	1/3	09916686	174559
DLS 6i K40-3+N	40 A	4	1/3	09916687	174566
DLS 6i K50-3+N	50 A	4	1/3	09916688	174573
DLS 6i K63-3+N	63 A	4	1/3	09916689	174580

Other rated currents on request.

Accessories: operating current trip DASA, auxiliary switches DHi, trip-indicating auxiliary contact DHi-S, restart locks DEASS, software DBS  
on Page: [123](#), [125](#)

## Miniature circuit-breakers (MCB)

mod. pack. Article No. EAN  
widths units (4014712...)

10 kA



### Miniature circuit-breakers DLS 6i, K-characteristic, 4-pole

for industrial facilities, 10 kA



#### K-Characteristic

#### 4-pole

Model	Rated Current (A)	Mod. widths	Pack. units	Article No.	EAN
DLS 6i K0,3-4	0.3 A	4	1/3	09916698	174597
DLS 6i K0,5-4	0.5 A	4	1/3	09916699	174603
DLS 6i K0,8-4	0.8 A	4	1/3	09916700	174610
DLS 6i K1-4	1 A	4	1/3	09916701	174627
DLS 6i K1,6-4	1.6 A	4	1/3	09916702	174634
DLS 6i K2-4	2 A	4	1/3	09916703	174641
DLS 6i K2,5-4	2.5 A	4	1/3	09916704	174658
DLS 6i K3-4	3 A	4	1/3	09916705	174665
DLS 6i K3,5-4	3.5 A	4	1/3	09916706	174672
DLS 6i K4-4	4 A	4	1/3	09916707	174689
DLS 6i K5-4	5 A	4	1/3	09916708	174696
DLS 6i K6-4	6 A	4	1/3	09916709	174702
DLS 6i K8-4	8 A	4	1/3	09916710	174719
DLS 6i K10-4	10 A	4	1/3	09916711	174726
DLS 6i K13-4	13 A	4	1/3	09916712	174733
DLS 6i K16-4	16 A	4	1/3	09916713	174740
DLS 6i K20-4	20 A	4	1/3	09916714	174757
DLS 6i K25-4	25 A	4	1/3	09916715	174764
DLS 6i K32-4	32 A	4	1/3	09916716	174771
DLS 6i K40-4	40 A	4	1/3	09916717	174788
DLS 6i K50-4	50 A	4	1/3	09916718	174795
DLS 6i K63-4	63 A	4	1/3	09916719	174801

Other rated currents on request.

Accessories: operating current trip DASA, auxiliary switches DHi, trip-indicating auxiliary contact DHi-S, restart locks DEASS, software DBS  
on Page: 123, 125

## Miniature circuit-breakers (MCB)

mod. widths pack. units Article No. EAN (4014712...)

10 kA



### Miniature circuit-breakers DLS 6i, Z-characteristic, 1-pole

for industrial facilities, 10 kA



#### Z-Characteristic

##### 1-pole

DLS 6i Z0,3-1	0.3 A	1	1/12	09916728	174818
DLS 6i Z0,5-1	0.5 A	1	1/12	09916729	174825
DLS 6i Z0,8-1	0.8 A	1	1/12	09916730	174832
DLS 6i Z1-1	1 A	1	1/12	09916731	174849
DLS 6i Z1,6-1	1.6 A	1	1/12	09916732	174856
DLS 6i Z2-1	2 A	1	1/12	09916733	174863
DLS 6i Z2,5-1	2.5 A	1	1/12	09916734	174870
DLS 6i Z3-1	3 A	1	1/12	09916735	174887
DLS 6i Z3,5-1	3.5 A	1	1/12	09916736	174894
DLS 6i Z4-1	4 A	1	1/12	09916737	174900
DLS 6i Z5-1	5 A	1	1/12	09916738	174917
DLS 6i Z6-1	6 A	1	1/12	09916739	174924
DLS 6i Z8-1	8 A	1	1/12	09916740	174931
DLS 6i Z10-1	10 A	1	1/12	09916741	174948
DLS 6i Z13-1	13 A	1	1/12	09916742	174955
DLS 6i Z16-1	16 A	1	1/12	09916743	174962
DLS 6i Z20-1	20 A	1	1/12	09916744	174979
DLS 6i Z25-1	25 A	1	1/12	09916745	174986
DLS 6i Z32-1	32 A	1	1/12	09916746	174993

Other rated currents on request.

Accessories: operating current trip DASA, auxiliary switches DHi, trip-indicating auxiliary contact DHi-S, restart locks DEASS, software DBS  
on Page: [123](#), [125](#)

## Miniature circuit-breakers (MCB)

mod. pack. Article No. EAN  
widths units (4014712...)

10 kA



### Miniature circuit-breakers DLS 6i, Z-characteristic, 2-pole

for industrial facilities, 10 kA



#### Z-Characteristic

##### 2-pole

DLS 6i Z0,3-2	0.3 A	2	1/6	09916788	175259
DLS 6i Z0,5-2	0.5 A	2	1/6	09916789	175266
DLS 6i Z0,8-2	0.8 A	2	1/6	09916790	175273
DLS 6i Z1-2	1 A	2	1/6	09916791	175280
DLS 6i Z1,6-2	1.6 A	2	1/6	09916792	175297
DLS 6i Z2-2	2 A	2	1/6	09916793	175303
DLS 6i Z2,5-2	2.5 A	2	1/6	09916794	175310
DLS 6i Z3-2	3 A	2	1/6	09916795	175327
DLS 6i Z3,5-2	3.5 A	2	1/6	09916796	175334
DLS 6i Z4-2	4 A	2	1/6	09916797	175341
DLS 6i Z5-2	5 A	2	1/6	09916798	175358
DLS 6i Z6-2	6 A	2	1/6	09916799	175365
DLS 6i Z8-2	8 A	2	1/6	09916800	175372
DLS 6i Z10-2	10 A	2	1/6	09916801	175389
DLS 6i Z13-2	13 A	2	1/6	09916802	175396
DLS 6i Z16-2	16 A	2	1/6	09916803	175402
DLS 6i Z20-2	20 A	2	1/6	09916804	175419
DLS 6i Z25-2	25 A	2	1/6	09916805	175426
DLS 6i Z32-2	32 A	2	1/6	09916806	175433

Other rated currents on request.

Accessories: operating current trip DASA, auxiliary switches DHi, trip-indicating auxiliary contact DHi-S, restart locks DEASS, software DBS  
on Page: 123, 125

## Miniature circuit-breakers (MCB)

mod. widths    pack. units    Article No.    EAN (4014712...)

10 kA



### Miniature circuit-breakers DLS 6i, Z-characteristic, 3-pole

for industrial facilities, 10 kA



#### Z-Characteristic

##### 3-pole

DLS 6i Z0,3-3	0.3 A	3	1/4	09916818	175471
DLS 6i Z0,5-3	0.5 A	3	1/4	09916819	175488
DLS 6i Z0,8-3	0.8 A	3	1/4	09916820	175495
DLS 6i Z1-3	1 A	3	1/4	09916821	175501
DLS 6i Z1,6-3	1.6 A	3	1/4	09916822	175518
DLS 6i Z2-3	2 A	3	1/4	09916823	175525
DLS 6i Z2,5-3	2.5 A	3	1/4	09916824	175532
DLS 6i Z3-3	3 A	3	1/4	09916825	175549
DLS 6i Z3,5-3	3.5 A	3	1/4	09916826	175556
DLS 6i Z4-3	4 A	3	1/4	09916827	175563
DLS 6i Z5-3	5 A	3	1/4	09916828	175570
DLS 6i Z6-3	6 A	3	1/4	09916829	175587
DLS 6i Z8-3	8 A	3	1/4	09916830	175594
DLS 6i Z10-3	10 A	3	1/4	09916831	175600
DLS 6i Z13-3	13 A	3	1/4	09916832	175617
DLS 6i Z16-3	16 A	3	1/4	09916833	175624
DLS 6i Z20-3	20 A	3	1/4	09916834	175631
DLS 6i Z25-3	25 A	3	1/4	09916835	175648
DLS 6i Z32-3	32 A	3	1/4	09916836	175655

Other rated currents on request.

Accessories: operating current trip DASA, auxiliary switches DHi, trip-indicating auxiliary contact DHi-S, restart locks DEASS, software DBS  
on Page: 123, 125

6 kA



### Miniature circuit-breakers DLS 6i, with red housing, 6 kA

for industrial facilities, 6 kA



#### B-Characteristic

##### 1-pole

DLS 6i B10-1 RT	10 A	1	1/12	09860100	263307
DLS 6i B16-1 RT	16 A	1	1/12	09860101	250185

#### C-Characteristic

##### 1-pole

DLS 6i C16-1 RT	16 A	1	1/12	09860102	250208
-----------------	------	---	------	----------	--------

Other rated currents on request.

Accessories: operating current trip DASA, auxiliary switches DHi, trip-indicating auxiliary contact DHi-S, restart locks DEASS, software DBS  
on Page: 123, 125

## Miniature circuit-breakers (MCB)

mod. widths pack. units Article No. EAN (4014712...)

10 kA



### Miniature circuit-breakers DLS 8, B-characteristic, 1-pole

certified according to UL 508



#### B-Characteristic

DLS 8 1B1UM	1 A	1	1/12	09841005	982611
DLS 8 1B2UM	2 A	1	1/12	09841007	982673
DLS 8 1B6UM	6 A	1	1/12	09841013	982857
DLS 8 1B8UM	8 A	1	1/12	09841015	982888
DLS 8 1B10UM	10 A	1	1/12	09841017	982918
DLS 8 1B13UM	13 A	1	1/12	09841019	982970
DLS 8 1B15UM	15 A	1	1/12	09841020	983007
DLS 8 1B16UM	16 A	1	1/12	09841021	983038
DLS 8 1B20UM	20 A	1	1/12	09841022	983069
DLS 8 1B25UM	25 A	1	1/12	09841023	983090
DLS 8 1B30UM	30 A	1	1/12	09841024	983120
DLS 8 1B40UM	40 A	1	1/12	09841027	983212
DLS 8 1B50UM	50 A	1	1/12	09841028	983243
DLS 8 1B60UM	60 A	1	1/12	09841029	983274

Accessories: Operating current trips DASA 8, Auxiliary Switches DHI 8  
on Page: 123, 125

10 kA



### Miniature circuit-breakers DLS 8, B-characteristic, 2-pole

certified according to UL 508



#### B-Characteristic

DLS 8 2B1UM	1 A	2	1/6	09842005	987685
DLS 8 2B2UM	2 A	2	1/6	09842007	987746
DLS 8 2B6UM	6 A	2	1/6	09842013	987920
DLS 8 2B8UM	8 A	2	1/6	09842015	987951
DLS 8 2B10UM	10 A	2	1/6	09842017	987982
DLS 8 2B13UM	13 A	2	1/6	09842019	988040
DLS 8 2B15UM	15 A	2	1/6	09842020	988071
DLS 8 2B16UM	16 A	2	1/6	09842021	988101
DLS 8 2B20UM	20 A	2	1/6	09842022	988132
DLS 8 2B25UM	25 A	2	1/6	09842023	988163
DLS 8 2B30UM	30 A	2	1/6	09842024	988194
DLS 8 2B40UM	40 A	2	1/6	09842027	988286
DLS 8 2B50UM	50 A	2	1/6	09842028	988316
DLS 8 2B60UM	60 A	2	1/6	09842029	988347

Accessories: Operating current trips DASA 8, Auxiliary Switches DHI 8  
on Page: 123, 125

## Miniature circuit-breakers (MCB)

mod. widths pack. units Article No. EAN (4014712...)

10 kA



### Miniature circuit-breakers DLS 8, B-characteristic, 3-pole

certified according to UL 508



#### B-Characteristic

DLS 8 3B1UM	1 A	3	1/4	09 843 005	992757
DLS 8 3B2UM	2 A	3	1/4	09 843 007	992818
DLS 8 3B6UM	6 A	3	1/4	09 843 013	992993
DLS 8 3B8UM	8 A	3	1/4	09 843 015	993020
DLS 8 3B10UM	10 A	3	1/4	09 843 017	993051
DLS 8 3B13UM	13 A	3	1/4	09 843 019	993112
DLS 8 3B15UM	15 A	3	1/4	09 843 020	993143
DLS 8 3B16UM	16 A	3	1/4	09 843 021	993174
DLS 8 3B20UM	20 A	3	1/4	09 843 022	993204
DLS 8 3B25UM	25 A	3	1/4	09 843 023	993235
DLS 8 3B30UM	30 A	3	1/4	09 843 024	993266
DLS 8 3B40UM	40 A	3	1/4	09 843 027	993358
DLS 8 3B50UM	50 A	3	1/4	09 843 028	993389
DLS 8 3B60UM	60 A	3	1/4	09 843 029	993419

Accessories: Operating current trips DASA 8, Auxiliary Switches DHi 8  
on Page: 123, 125

10 kA



### Miniature circuit-breakers DLS 8, B-characteristic, 4-pole

certified according to UL 508



#### B-Characteristic

DLS 8 4B1UM	1 A	4	1/3	09 844 005	997820
DLS 8 4B2UM	2 A	4	1/3	09 844 007	997882
DLS 8 4B6UM	6 A	4	1/3	09 844 013	998063
DLS 8 4B8UM	8 A	4	1/3	09 844 015	998094
DLS 8 4B10UM	10 A	4	1/3	09 844 017	998124
DLS 8 4B13UM	13 A	4	1/3	09 844 019	998186
DLS 8 4B15UM	15 A	4	1/3	09 844 020	998216
DLS 8 4B16UM	16 A	4	1/3	09 844 021	998247
DLS 8 4B20UM	20 A	4	1/3	09 844 022	998278
DLS 8 4B25UM	25 A	4	1/3	09 844 023	998308
DLS 8 4B30UM	30 A	4	1/3	09 844 024	998339
DLS 8 4B40UM	40 A	4	1/3	09 844 027	998421
DLS 8 4B50UM	50 A	4	1/3	09 844 028	998452
DLS 8 4B60UM	60 A	4	1/3	09 844 029	998483

Accessories: Operating current trips DASA 8, Auxiliary Switches DHi 8  
on Page: 123, 125

## Miniature circuit-breakers (MCB)

mod. widths pack. units Article No. EAN (4014712...)

10 kA



### Miniature circuit-breakers DLS 8, C-characteristic, 1-pole

certified according to UL 508

10000

#### C-Characteristic

DLS 8 1C1UM	1 A	1	1/12	09841105	983458
DLS 8 1C2UM	2 A	1	1/12	09841107	983519
DLS 8 1C6UM	6 A	1	1/12	09841113	983694
DLS 8 1C8UM	8 A	1	1/12	09841115	983724
DLS 8 1C10UM	10 A	1	1/12	09841117	983755
DLS 8 1C13UM	13 A	1	1/12	09841119	983816
DLS 8 1C15UM	15 A	1	1/12	09841120	983847
DLS 8 1C16UM	16 A	1	1/12	09841121	983878
DLS 8 1C20UM	20 A	1	1/12	09841122	983908
DLS 8 1C25UM	25 A	1	1/12	09841123	983939
DLS 8 1C30UM	30 A	1	1/12	09841124	983960
DLS 8 1C40UM	40 A	1	1/12	09841127	984059
DLS 8 1C50UM	50 A	1	1/12	09841128	984080
DLS 8 1C60UM	60 A	1	1/12	09841129	984110

Accessories: Operating current trips DASA 8, Auxiliary Switches DHI 8  
on Page: 123, 125

10 kA



### Miniature circuit-breakers DLS 8, C-characteristic, 2-pole

certified according to UL 508

10000

#### C-Characteristic

DLS 8 2C1UM	1 A	2	1/6	09842105	988521
DLS 8 2C2UM	2 A	2	1/6	09842107	988583
DLS 8 2C6UM	6 A	2	1/6	09842113	988767
DLS 8 2C8UM	8 A	2	1/6	09842115	988798
DLS 8 2C10UM	10 A	2	1/6	09842117	988828
DLS 8 2C13UM	13 A	2	1/6	09842119	988880
DLS 8 2C15UM	15 A	2	1/6	09842120	988910
DLS 8 2C16UM	16 A	2	1/6	09842121	988941
DLS 8 2C20UM	20 A	2	1/6	09842122	988972
DLS 8 2C25UM	25 A	2	1/6	09842123	989009
DLS 8 2C30UM	30 A	2	1/6	09842124	989030
DLS 8 2C40UM	40 A	2	1/6	09842127	989122
DLS 8 2C50UM	50 A	2	1/6	09842128	989153
DLS 8 2C60UM	60 A	2	1/6	09842129	989184

Accessories: Operating current trips DASA 8, Auxiliary Switches DHI 8  
on Page: 123, 125



## Miniature circuit-breakers (MCB)

mod. widths    pack. units    Article No.    EAN (4014712...)

10 kA



### Miniature circuit-breakers DLS 8, C-characteristic, 3-pole

certified according to UL 508



#### C-Characteristic

DLS 8 3C1UM	1 A	3	1/4	09 843 105	993594
DLS 8 3C2UM	2 A	3	1/4	09 843 107	993655
DLS 8 3C6UM	6 A	3	1/4	09 843 113	993839
DLS 8 3C8UM	8 A	3	1/4	09 843 115	993860
DLS 8 3C10UM	10 A	3	1/4	09 843 117	993891
DLS 8 3C13UM	13 A	3	1/4	09 843 119	993952
DLS 8 3C15UM	15 A	3	1/4	09 843 120	993983
DLS 8 3C16UM	16 A	3	1/4	09 843 121	994010
DLS 8 3C20UM	20 A	3	1/4	09 843 122	994041
DLS 8 3C25UM	25 A	3	1/4	09 843 123	994072
DLS 8 3C30UM	30 A	3	1/4	09 843 124	994102
DLS 8 3C40UM	40 A	3	1/4	09 843 127	994195
DLS 8 3C50UM	50 A	3	1/4	09 843 128	994225
DLS 8 3C60UM	60 A	3	1/4	09 843 129	994256

Accessories: Operating current trips DASA 8, Auxiliary Switches DHI 8  
on Page: 123, 125

10 kA



### Miniature circuit-breakers DLS 8, D-characteristic, 1-pole

certified according to UL 508



#### D-Characteristic

DLS 8 1D1UM	1 A	1	1/12	09 841 205	984295
DLS 8 1D2UM	2 A	1	1/12	09 841 207	984356
DLS 8 1D6UM	6 A	1	1/12	09 841 213	984530
DLS 8 1D8UM	8 A	1	1/12	09 841 215	984561
DLS 8 1D10UM	10 A	1	1/12	09 841 217	984592
DLS 8 1D13UM	13 A	1	1/12	09 841 219	984653
DLS 8 1D15UM	15 A	1	1/12	09 841 220	984684
DLS 8 1D16UM	16 A	1	1/12	09 841 221	984714
DLS 8 1D20UM	20 A	1	1/12	09 841 222	984745
DLS 8 1D25UM	25 A	1	1/12	09 841 223	984776
DLS 8 1D30UM	30 A	1	1/12	09 841 224	984806
DLS 8 1D40UM	40 A	1	1/12	09 841 227	984899
DLS 8 1D50UM	50 A	1	1/12	09 841 228	984929
DLS 8 1D60UM	60 A	1	1/12	09 841 229	984950

Accessories: Operating current trips DASA 8, Auxiliary Switches DHI 8  
on Page: 123, 125

## Miniature circuit-breakers (MCB)

mod. widths pack. units Article No. EAN (4014712...)

10 kA



### Miniature circuit-breakers DLS 8, D-characteristic, 2-pole

certified according to UL 508



#### D-Characteristic

DLS 8 2D1UM	1 A	2	1/6	09842205	989368
DLS 8 2D2UM	2 A	2	1/6	09842207	989429
DLS 8 2D6UM	6 A	2	1/6	09842213	989603
DLS 8 2D8UM	8 A	2	1/6	09842215	989634
DLS 8 2D10UM	10 A	2	1/6	09842217	989665
DLS 8 2D13UM	13 A	2	1/6	09842219	989726
DLS 8 2D15UM	15 A	2	1/6	09842220	989757
DLS 8 2D16UM	16 A	2	1/6	09842221	989788
DLS 8 2D20UM	20 A	2	1/6	09842222	989818
DLS 8 2D25UM	25 A	2	1/6	09842223	989849
DLS 8 2D30UM	30 A	2	1/6	09842224	989870
DLS 8 2D40UM	40 A	2	1/6	09842227	989962
DLS 8 2D50UM	50 A	2	1/6	09842228	989993
DLS 8 2D60UM	60 A	2	1/6	09842229	990029

Accessories: Operating current trips DASA 8, Auxiliary Switches DHi 8  
on Page: 123, 125

10 kA



### Miniature circuit-breakers DLS 8, D-characteristic, 3-pole

certified according to UL 508



#### D-Characteristic

DLS 8 3D1UM	1 A	3	1/4	09843205	994430
DLS 8 3D2UM	2 A	3	1/4	09843207	994492
DLS 8 3D6UM	6 A	3	1/4	09843213	994676
DLS 8 3D8UM	8 A	3	1/4	09843215	994706
DLS 8 3D10UM	10 A	3	1/4	09843217	994737
DLS 8 3D13UM	13 A	3	1/4	09843219	994799
DLS 8 3D15UM	15 A	3	1/4	09843220	994829
DLS 8 3D16UM	16 A	3	1/4	09843221	994850
DLS 8 3D20UM	20 A	3	1/4	09843222	994881
DLS 8 3D25UM	25 A	3	1/4	09843223	994911
DLS 8 3D30UM	30 A	3	1/4	09843224	994942
DLS 8 3D40UM	40 A	3	1/4	09843227	995031
DLS 8 3D50UM	50 A	3	1/4	09843228	995062
DLS 8 3D60UM	60 A	3	1/4	09843229	995093

Accessories: Operating current trips DASA 8, Auxiliary Switches DHi 8  
on Page: 123, 125

## Miniature circuit-breakers (MCB)

mod. widths pack. units Article No. EAN (4014712...)

10 kA



### Miniature circuit-breakers DLS 9 AC, C-characteristic, 1-pole

certified according to UL 489, AC

10000 25

#### C-Characteristic

DLS 9 1C1UL	1 A	1	1/12	09821105	969537
DLS 9 1C2UL	2 A	1	1/12	09821107	969599
DLS 9 1C6UL	6 A	1	1/12	09821113	969773
DLS 9 1C8UL	8 A	1	1/12	09821115	969834
DLS 9 1C10UL	10 A	1	1/12	09821117	969896
DLS 9 1C13UL	13 A	1	1/12	09821119	969957
DLS 9 1C15UL	15 A	1	1/12	09821120	969988
DLS 9 1C16UL	16 A	1	1/12	09821121	970014
DLS 9 1C20UL	20 A	1	1/12	09821122	970045
DLS 9 1C25UL	25 A	1	1/12	09821123	970076
DLS 9 1C30UL	30 A	1	1/12	09821124	970106
DLS 9 1C40UL	40 A	1	1/12	09821127	970199
DLS 9 1C50UL	50 A	1	1/12	09821128	970229
DLS 9 1C60UL	60 A	1	1/12	09821129	970250

Accessories: Operating current trips DASA 9, Auxiliary Switches DHi 9  
on Page: 123, 125

10 kA



### Miniature circuit-breakers DLS 9 AC, C-characteristic, 2-pole

certified according to UL 489, AC

10000 25

#### C-Characteristic

DLS 9 2C1UL	1 A	2	1/6	09822105	972148
DLS 9 2C2UL	2 A	2	1/6	09822107	972209
DLS 9 2C6UL	6 A	2	1/6	09822113	972384
DLS 9 2C8UL	8 A	2	1/6	09822115	972445
DLS 9 2C10UL	10 A	2	1/6	09822117	972506
DLS 9 2C13UL	13 A	2	1/6	09822119	972568
DLS 9 2C15UL	15 A	2	1/6	09822120	972599
DLS 9 2C16UL	16 A	2	1/6	09822121	972629
DLS 9 2C20UL	20 A	2	1/6	09822122	972650
DLS 9 2C25UL	25 A	2	1/6	09822123	972681
DLS 9 2C30UL	30 A	2	1/6	09822124	972711
DLS 9 2C40UL	40 A	2	1/6	09822127	972803
DLS 9 2C50UL	50 A	2	1/6	09822128	972834
DLS 9 2C60UL	60 A	2	1/6	09822129	972865

Accessories: Operating current trips DASA 9, Auxiliary Switches DHi 9  
on Page: 123, 125

## Miniature circuit-breakers (MCB)

mod. widths pack. units Article No. EAN (4014712...)

10 kA



### Miniature circuit-breakers DLS 9 AC, C-characteristic, 3-pole

certified according to UL 489, AC

10000

#### C-Characteristic

DLS 9 3C1UL	1 A	3	1/4	09 823 105	974753
DLS 9 3C2UL	2 A	3	1/4	09 823 107	974814
DLS 9 3C6UL	6 A	3	1/4	09 823 113	974999
DLS 9 3C8UL	8 A	3	1/4	09 823 115	975057
DLS 9 3C10UL	10 A	3	1/4	09 823 117	975118
DLS 9 3C13UL	13 A	3	1/4	09 823 119	975170
DLS 9 3C15UL	15 A	3	1/4	09 823 120	975200
DLS 9 3C16UL	16 A	3	1/4	09 823 121	975231
DLS 9 3C20UL	20 A	3	1/4	09 823 122	975262
DLS 9 3C25UL	25 A	3	1/4	09 823 123	975293
DLS 9 3C30UL	30 A	3	1/4	09 823 124	975323
DLS 9 3C40UL	40 A	3	1/4	09 823 127	975415
DLS 9 3C50UL	50 A	3	1/4	09 823 128	975446
DLS 9 3C60UL	60 A	3	1/4	09 823 129	975477

Accessories: Operating current trips DASA 9, Auxiliary Switches DHi 9  
on Page: 123, 125

10 kA



### Miniature circuit-breakers DLS 9 AC, C-characteristic, 4-pole

certified according to UL 489, AC

10000

#### C-Characteristic

DLS 9 4C1UL	1 A	4	1/3	09 824 105	977365
DLS 9 4C2UL	2 A	4	1/3	09 824 107	977426
DLS 9 4C6UL	6 A	4	1/3	09 824 113	977600
DLS 9 4C8UL	8 A	4	1/3	09 824 115	977662
DLS 9 4C10UL	10 A	4	1/3	09 824 117	977723
DLS 9 4C13UL	13 A	4	1/3	09 824 119	977785
DLS 9 4C15UL	15 A	4	1/3	09 824 120	977815
DLS 9 4C16UL	16 A	4	1/3	09 824 121	977846
DLS 9 4C20UL	20 A	4	1/3	09 824 122	977877
DLS 9 4C25UL	25 A	4	1/3	09 824 123	977907
DLS 9 4C30UL	30 A	4	1/3	09 824 124	977938
DLS 9 4C40UL	40 A	4	1/3	09 824 127	978027
DLS 9 4C50UL	50 A	4	1/3	09 824 128	978058
DLS 9 4C60UL	60 A	4	1/3	09 824 129	978089

Accessories: Operating current trips DASA 9, Auxiliary Switches DHi 9  
on Page: 123, 125

## Miniature circuit-breakers (MCB)

mod. widths pack. units Article No. EAN (4014712...)

10 kA



### Miniature circuit-breakers DLS 9 AC, D-characteristic, 1-pole

certified according to UL 489, AC



#### D-Characteristic

DLS 9 1D1UL	1 A	1	1/12	09821205	970403
DLS 9 1D2UL	2 A	1	1/12	09821207	970465
DLS 9 1D6UL	6 A	1	1/12	09821213	970649
DLS 9 1D8UL	8 A	1	1/12	09821215	970700
DLS 9 1D10UL	10 A	1	1/12	09821217	970762
DLS 9 1D13UL	13 A	1	1/12	09821219	970823
DLS 9 1D15UL	15 A	1	1/12	09821220	970854
DLS 9 1D16UL	16 A	1	1/12	09821221	970885
DLS 9 1D20UL	20 A	1	1/12	09821222	970915
DLS 9 1D25UL	25 A	1	1/12	09821223	970946
DLS 9 1D30UL	30 A	1	1/12	09821224	970977
DLS 9 1D40UL	40 A	1	1/12	09821227	971066
DLS 9 1D50UL	50 A	1	1/12	09821228	971097
DLS 9 1D60UL	60 A	1	1/12	09821229	971127

Accessories: Operating current trips DASA 9, Auxiliary Switches DHi 9  
on Page: 123, 125

10 kA



### Miniature circuit-breakers DLS 9 AC, D-characteristic, 2-pole

certified according to UL 489, AC



#### D-Characteristic

DLS 9 2D1UL	1 A	2	1/6	09822205	973015
DLS 9 2D2UL	2 A	2	1/6	09822207	973077
DLS 9 2D6UL	6 A	2	1/6	09822213	973251
DLS 9 2D8UL	8 A	2	1/6	09822215	973312
DLS 9 2D10UL	10 A	2	1/6	09822217	973374
DLS 9 2D13UL	13 A	2	1/6	09822219	973435
DLS 9 2D15UL	15 A	2	1/6	09822220	973466
DLS 9 2D16UL	16 A	2	1/6	09822221	973497
DLS 9 2D20UL	20 A	2	1/6	09822222	973527
DLS 9 2D25UL	25 A	2	1/6	09822223	973558
DLS 9 2D30UL	30 A	2	1/6	09822224	973589
DLS 9 2D40UL	40 A	2	1/6	09822227	973671
DLS 9 2D50UL	50 A	2	1/6	09822228	973701
DLS 9 2D60UL	60 A	2	1/6	09822229	973732

Accessories: Operating current trips DASA 9, Auxiliary Switches DHi 9  
on Page: 123, 125

## Miniature circuit-breakers (MCB)

mod. widths pack. units Article No. EAN (4014712...)

10 kA



### Miniature circuit-breakers DLS 9 AC, D-characteristic, 3-pole

certified according to UL 489, AC



#### D-Characteristic

Model	Rated Current (A)	Mod. Widths	Pack. Units	Article No.	EAN
DLS 9 3D1UL	1 A	3	1/4	09823 205	975620
DLS 9 3D2UL	2 A	3	1/4	09823 207	975682
DLS 9 3D6UL	6 A	3	1/4	09823 213	975866
DLS 9 3D8UL	8 A	3	1/4	09823 215	975927
DLS 9 3D10UL	10 A	3	1/4	09823 217	975989
DLS 9 3D13UL	13 A	3	1/4	09823 219	976047
DLS 9 3D15UL	15 A	3	1/4	09823 220	976078
DLS 9 3D16UL	16 A	3	1/4	09823 221	976108
DLS 9 3D20UL	20 A	3	1/4	09823 222	976139
DLS 9 3D25UL	25 A	3	1/4	09823 223	976160
DLS 9 3D30UL	30 A	3	1/4	09823 224	976191
DLS 9 3D40UL	40 A	3	1/4	09823 227	976283
DLS 9 3D50UL	50 A	3	1/4	09823 228	976313
DLS 9 3D60UL	60 A	3	1/4	09823 229	976344

Accessories: Operating current trips DASA 9, Auxiliary Switches DHi 9  
on Page: 123, 125

10 kA



### Miniature circuit-breakers DLS 9 AC, D-characteristic, 4-pole

certified according to UL 489, AC



#### D-Characteristic

Model	Rated Current (A)	Mod. Widths	Pack. Units	Article No.	EAN
DLS 9 4D1UL	1 A	4	1/3	09824 205	978232
DLS 9 4D2UL	2 A	4	1/3	09824 207	978294
DLS 9 4D6UL	6 A	4	1/3	09824 213	978478
DLS 9 4D8UL	8 A	4	1/3	09824 215	978539
DLS 9 4D10UL	10 A	4	1/3	09824 217	978591
DLS 9 4D13UL	13 A	4	1/3	09824 219	978652
DLS 9 4D15UL	15 A	4	1/3	09824 220	978683
DLS 9 4D16UL	16 A	4	1/3	09824 221	978713
DLS 9 4D20UL	20 A	4	1/3	09824 222	978744
DLS 9 4D25UL	25 A	4	1/3	09824 223	978775
DLS 9 4D30UL	30 A	4	1/3	09824 224	978805
DLS 9 4D40UL	40 A	4	1/3	09824 227	978898
DLS 9 4D50UL	50 A	4	1/3	09824 228	978928
DLS 9 4D60UL	60 A	4	1/3	09824 229	978959

Accessories: Operating current trips DASA 9, Auxiliary Switches DHi 9  
on Page: 123, 125

## Miniature circuit-breakers (MCB)

mod. widths pack. units Article No. EAN (4014712...)

10 kA



### Miniature circuit-breakers DLS 9 DC, C-characteristic, 1-pole

certified according to UL 489, DC

10000

#### C-Characteristic

Model	Rated Current (A)	Quantity	Width	Article No.	EAN
DLS 9 1C6DL	6 A	1	1/12	09831113	979345
DLS 9 1C8DL	8 A	1	1/12	09831115	979406
DLS 9 1C10DL	10 A	1	1/12	09831117	979468
DLS 9 1C13DL	13 A	1	1/12	09831119	979529
DLS 9 1C16DL	16 A	1	1/12	09831121	979581
DLS 9 1C20DL	20 A	1	1/12	09831122	979611
DLS 9 1C25DL	25 A	1	1/12	09831123	979642
DLS 9 1C30DL	30 A	1	1/12	09831124	979673
DLS 9 1C40DL	40 A	1	1/12	09831127	979765
DLS 9 1C50DL	50 A	1	1/12	09831128	979796
DLS 9 1C60DL	60 A	1	1/12	09831129	979826

Accessories: Operating current trips DASA 9, Auxiliary Switches DHi 9  
on Page: [123](#), [125](#)

10 kA



### Miniature circuit-breakers DLS 9 DC, C-characteristic, 2-pole

certified according to UL 489, DC

10000

#### C-Characteristic

Model	Rated Current (A)	Quantity	Width	Article No.	EAN
DLS 9 2C6DL	6 A	2	1/6	09832113	981089
DLS 9 2C8DL	8 A	2	1/6	09832115	981140
DLS 9 2C10DL	10 A	2	1/6	09832117	981201
DLS 9 2C13DL	13 A	2	1/6	09832119	981263
DLS 9 2C16DL	16 A	2	1/6	09832121	981324
DLS 9 2C20DL	20 A	2	1/6	09832122	981355
DLS 9 2C25DL	25 A	2	1/6	09832123	981386
DLS 9 2C30DL	30 A	2	1/6	09832124	981416
DLS 9 2C40DL	40 A	2	1/6	09832127	981508
DLS 9 2C50DL	50 A	2	1/6	09832128	981539
DLS 9 2C60DL	60 A	2	1/6	09832129	981560

Accessories: Operating current trips DASA 9, Auxiliary Switches DHi 9  
on Page: [123](#), [125](#)

10 kA



### Miniature circuit-breakers DLS 9 DC, D-characteristic, 1-pole

certified according to UL 489, DC

10000

#### D-Characteristic

Model	Rated Current (A)	Quantity	Width	Article No.	EAN
DLS 9 1D6DL	6 A	1	1/12	09831213	980211
DLS 9 1D8DL	8 A	1	1/12	09831215	980273
DLS 9 1D10DL	10 A	1	1/12	09831217	980334
DLS 9 1D13DL	13 A	1	1/12	09831219	980396
DLS 9 1D16DL	16 A	1	1/12	09831221	980457
DLS 9 1D20DL	20 A	1	1/12	09831222	980488
DLS 9 1D25DL	25 A	1	1/12	09831223	980518
DLS 9 1D30DL	30 A	1	1/12	09831224	980549
DLS 9 1D40DL	40 A	1	1/12	09831227	980631
DLS 9 1D50DL	50 A	1	1/12	09831228	980662
DLS 9 1D60DL	60 A	1	1/12	09831229	980693

Accessories: Operating current trips DASA 9, Auxiliary Switches DHi 9  
on Page: [123](#), [125](#)

## Miniature circuit-breakers (MCB)

10 kA



### Miniature circuit-breakers DLS 9 DC, D-characteristic, 2-pole

certified according to UL 489, DC

mod. widths pack. units Article No. EAN (4014712...)



#### D-Characteristic

Model	Rated Current (A)	Mod. widths	Pack. units	Article No.	EAN
DLS 9 2D6DL	6 A	2	1/6	09832213	981959
DLS 9 2D8DL	8 A	2	1/6	09832215	982017
DLS 9 2D10DL	10 A	2	1/6	09832217	982079
DLS 9 2D13DL	13 A	2	1/6	09832219	982130
DLS 9 2D16DL	16 A	2	1/6	09832221	982192
DLS 9 2D20DL	20 A	2	1/6	09832222	982222
DLS 9 2D25DL	25 A	2	1/6	09832223	982253
DLS 9 2D30DL	30 A	2	1/6	09832224	982284
DLS 9 2D40DL	40 A	2	1/6	09832227	982376
DLS 9 2D50DL	50 A	2	1/6	09832228	982406
DLS 9 2D60DL	60 A	2	1/6	09832229	982437

Accessories: Operating current trips DASA 9, Auxiliary Switches DHi 9  
on Page: 123, 125

### Miniature circuit-breakers DMCB 2

for industrial facilities, up to 25 kA



#### C-Characteristic

##### 1-pole

Model	Rated Current (A)	Rated Breaking Capacity (kA)	Mod. widths	Pack. units	Article No.	EAN
DMCB 2 C080-1	80 A	20 kA	1.5	1/12	09915070	225602
DMCB 2 C100-1	100 A	20 kA	1.5	1/12	09915071	225619
DMCB 2 C125-1	125 A	15 kA	1.5	1/12	09915072	225626

##### 2-pole

Model	Rated Current (A)	Rated Breaking Capacity (kA)	Mod. widths	Pack. units	Article No.	EAN
DMCB 2 C080-2	80 A	20 kA	3	1/6	09915073	225633
DMCB 2 C100-2	100 A	20 kA	3	1/6	09915074	225640
DMCB 2 C125-2	125 A	15 kA	3	1/6	09915075	225657

##### 3-pole

Model	Rated Current (A)	Rated Breaking Capacity (kA)	Mod. widths	Pack. units	Article No.	EAN
DMCB 2 C063-3	63 A	25 kA	4.5	1/4	09915076	225664
DMCB 2 C080-3	80 A	20 kA	4.5	1/4	09915077	225671
DMCB 2 C100-3	100 A	20 kA	4.5	1/4	09915078	225688
DMCB 2 C125-3	125 A	15 kA	4.5	1/4	09915079	225695

##### 3-pole+N

Model	Rated Current (A)	Rated Breaking Capacity (kA)	Mod. widths	Pack. units	Article No.	EAN
DMCB 2 C080-3N	80 A	20 kA	6	1/3	09915083	225732
DMCB 2 C100-3N	100 A	20 kA	6	1/3	09915084	225749
DMCB 2 C125-3N	125 A	15 kA	6	1/3	09915085	225756

##### 4-pole

Model	Rated Current (A)	Rated Breaking Capacity (kA)	Mod. widths	Pack. units	Article No.	EAN
DMCB 2 C080-4	80 A	20 kA	6	1/3	09915080	225701
DMCB 2 C100-4	100 A	20 kA	6	1/3	09915081	225718
DMCB 2 C125-4	125 A	15 kA	6	1/3	09915082	225725

Accessories: operating current trip DMCB 2 ASA, auxiliary switches DMCB 2 Hi  
on Page: 123, 125



## Miniature circuit-breakers (MCB)

mod. widths pack. units Article No. EAN (4014712...)

### Miniature circuit-breakers DMCB 2

for industrial facilities, up to 25 kA



#### C-Characteristic

##### 1-pole

DMCB 2 C080-1	80 A, 20 kA	1.5	1/12	09915070	225602
DMCB 2 C100-1	100 A, 20 kA	1.5	1/12	09915071	225619
DMCB 2 C125-1	125 A, 15 kA	1.5	1/12	09915072	225626

##### 2-pole

DMCB 2 C080-2	80 A, 20 kA	3	1/6	09915073	225633
DMCB 2 C100-2	100 A, 20 kA	3	1/6	09915074	225640
DMCB 2 C125-2	125 A, 15 kA	3	1/6	09915075	225657

##### 3-pole

DMCB 2 C063-3	63 A, 25 kA	4.5	1/4	09915076	225664
DMCB 2 C080-3	80 A, 20 kA	4.5	1/4	09915077	225671
DMCB 2 C100-3	100 A, 20 kA	4.5	1/4	09915078	225688
DMCB 2 C125-3	125 A, 15 kA	4.5	1/4	09915079	225695

##### 3-pole+N

DMCB 2 C080-3N	80 A, 20 kA	6	1/3	09915083	225732
DMCB 2 C100-3N	100 A, 20 kA	6	1/3	09915084	225749
DMCB 2 C125-3N	125 A, 15 kA	6	1/3	09915085	225756

##### 4-pole

DMCB 2 C080-4	80 A, 20 kA	6	1/3	09915080	225701
DMCB 2 C100-4	100 A, 20 kA	6	1/3	09915081	225718
DMCB 2 C125-4	125 A, 15 kA	6	1/3	09915082	225725

Accessories: operating current trip DMCB 2 ASA, auxiliary switches DMCB 2 Hi  
on Page: 123, 125

6 kA

### Miniature circuit-breakers ELS 3

compact design, 6 kA



#### B-Characteristic

##### 1-pole+N

ELS 3 B06/1+N	6 A	1	1	09915021	137363
ELS 3 B10/1+N	10 A	1	1	09915022	137370
ELS 3 B13/1+N	13 A	1	1	09915023	137387
ELS 3 B16/1+N	16 A	1	1	09915024	137394
ELS 3 B20/1+N	20 A	1	1	09915025	137400
ELS 3 B25/1+N	25 A	1	1	09915026	137417
ELS 3 B32/1+N	32 A	1	1	09915027	137424
ELS 3 B40/1+N	40 A	1	1	09915028	137769

#### C-Characteristic

##### 1-pole+N

ELS 3 C02/1+N	2 A	1	1	09915029	137721
ELS 3 C04/1+N	4 A	1	1	09915030	137653
ELS 3 C06/1+N	6 A	1	1	09915031	137431
ELS 3 C10/1+N	10 A	1	1	09915032	137677
ELS 3 C13/1+N	13 A	1	1	09915033	137455
ELS 3 C16/1+N	16 A	1	1	09915034	137684
ELS 3 C20/1+N	20 A	1	1	09915035	137707
ELS 3 C25/1+N	25 A	1	1	09915036	137486
ELS 3 C32/1+N	32 A	1	1	09915037	137493
ELS 3 C40/1+N	40 A	1	1	09915038	137776

Accessories: restart locks RH-SPE, auxiliary switches DHi  
on Page: 123

## Automatic reclosing devices (ARD)

### Automatic reclosing devices DFA 2



Remote actuation for Residual current circuit-breakers of series DFS 2 and DFS 4

#### for RCCB up to 63 A

DFA 2-1	24 V AC/DC, Switch-on attempts: 1	4	1	09100112	208339
DFA 2-2	24 V AC/DC, Switch-on attempts: 1 or 3	4	1	09100113	208346
DFA 2-4	230 V AC, Switch-on attempts: 1 or 3	4	1	09100115	211803

#### for RCCB up to 125 A

DFA 2	24 V AC/DC, Switch-on attempts: 1	4	1	09100110	205598
DFA 2-3	230 V AC, Switch-on attempts: 1 or 3	4	1	09100114	208445

DFA 2-3/2-4: Resistance cable DFA 2-RC is required for remote tripping with rated residual current  $I_{\Delta n}$  of the connected Residual current circuit-breaker.

Accessories: cables DFA 2-RC  
on Page: 124

### Automatic reclosing devices DFA 3



Compact remote actuation for Residual current circuit-breakers in series DFS 2 and DFS 4

#### for RCCB up to 125 A

DFA 3 024DC-0	24 V DC, Switch-on attempts: 0	1	1	09100141	240940
DFA 3 024DC-3	24 V DC, Switch-on attempts: 3	1	1	09100143	240964

operating voltage 24 V DC

## Wiring components

mod. widths    pack. units    Article No.    EAN (4014712...)

### Wiring components RCCB/MCB busbars

Busbars for residual current operated and miniature circuit-breakers, Eurovario system as per EN 60664-1, 10 mm<sup>2</sup>



#### 1-pole

EV-S G 1+Hi.2.70	(L1-Hi) x 2	2	1	09920164	045538
EV-S G 1+Hi.6.70	(L1-Hi) x 6	6	1	09920165	045545
EV-S G 1+Hi.8.70	(L1-Hi) x 8	8	1	09920166	045552
EV-S G 1.12.70	L1 x 12	12	1	09920111	021518
EV-S G 1.2.70	L1 x 2	2	1	09920158	021495
EV-S G 1.3.70	L1 x 3	3	1	09920112	118959
EV-S G 1.4.70	L1 x 4	4	1	09920126	123861
EV-S G 1.6.70	L1 x 6	6	1	09920110	021501

#### 2-pole

EV-S G 2+Hi.10.120	(L1, L2/N-Hi) x 5	10	1	09920174	045736
EV-S G 2+Hi.4.120	(L1, L2/N-Hi) x 2	4	1	09920172	045712
EV-S G 2+Hi.6.120	(L1, L2/N-Hi) x 3	6	1	09920173	045729
EV-S G 2.12.120	(L1, L2/N) x 6	12	1	09920115	021563
EV-S G 2.4.120	(L1, L2/N) x 2	4	1	09920171	045675
EV-S G 2.6.120	(L1, L2/N) x 3	6	1	09920114	021556
EV-S G 2.8.120	(L1, L2/N) x 4	8	1	09920303	134584

#### 3-pole

*with recess N left*

EV-S G 3.11.120	(L1, L2, L3) x 3 + L1, L2	11	1	09920190	103528
-----------------	---------------------------	----	---	----------	--------

*with recess N right*

EV-S G 3/N.5.120	L1, L2, L3-N + L2, L3, L1, L2, L3	9	1	09920184	045972
EV-S G 3/N.8.120	L1, L2, L3-N + L2, L3 + (L1, L2, L3) x 2	12	1	09920185	045989

*without recess*

EV-S G 3+Hi.12.120	(L1, L2, L3-Hi) x 4	12	1	09920177	045828
EV-S G 3+Hi.6.120	(L1, L2, L3-Hi) x 2	6	1	09920176	045811
EV-S G 3.1+Hi.6.120	L1-Hi, L2-Hi, L3-Hi) x 2	6	1	09920178	045835
EV-S G 3.1+Hi.8.120	(L1-Hi, L2-Hi, L3-Hi) x 2 + L1-Hi, L2-Hi	8	1	09920179	045842
EV-S G 3.12.120	(L1, L2, L3) x 4	12	1	09920119	021600
EV-S G 3.16.120	(L1, L2, L3) x 5 + L1	16	1	09920187	077829
EV-S G 3.6.120	(L1, L2, L3) x 2	6	1	09920118	021594
EV-S G 3.8.120	(L1, L2, L3) x 2 + (L1, L2) x 1	8	1	09920302	134577
EV-S G 3.9.120	(L1, L2, L3) x 3	9	1	09920175	045781

#### 4-pole

EV-S G 3.1+N.12.120	(L1+N, L2+N, L3+N) x 2	12	1	09920182	045958
EV-S G 3.1+N.18.120	(L1+N, L2+N, L3+N) x 3	18	1	09920183	045965
EV-S G 4.12.120	(L1, L2, L3, N) x 3	12	1	09920123	021648
EV-S G 4.12.120 L	(N, L1, L2, L3) x 3	12	1	09920125	123816
EV-S G 4.8.120	(L1, L2, L3, N) x 2	8	1	09920122	021631

Busbars with pin design and higher current-carrying capacity available upon request.

Accessories: protective cover caps  
on Page: 126

## Wiring components

mod. pack. Article No. EAN  
widths units (4014712...)

### Wiring components RCCB/MCB busbars that can be cut to length

Busbars (1000 mm), can be cut to length, for residual current operated and miniature circuit-breakers



#### 1-pole

G.1.56.16/90°iso	16 mm <sup>2</sup> , L1	56	1	09920313	149618
G.1.56.80/12/90°iso	10 mm <sup>2</sup> , L1	56	1	09920150	015289

#### 2-pole

G.2.56.130/16	16 mm <sup>2</sup> , L1, L2	56	1	09920311	145092
GM.2.56.100/10	10 mm <sup>2</sup> , L1, L2	56	1	09920301	134560

#### 3-pole

GM.3.57.100/10	10 mm <sup>2</sup> , L1, L2, L3	57	1	09920300	134553
GM.3.57.130/16	16 mm <sup>2</sup> , L1, L2, L3	57	1	09920312	145108


#### 4-pole

GM.3.54.100/10/N	10 mm <sup>2</sup> , L1+N, L2+N, L3+N	54	1	09920310	145085
GM.3.54.130/16/N	16 mm <sup>2</sup> , L1+N, L2+N, L3+N	54	1	09920304	137097
GM.4.56.100/10	10 mm <sup>2</sup> , L1, L2, L3, N	56	1	09920314	160378
GM.4.56.130/16	16 mm <sup>2</sup> , L1, L2, L3, N	56	1	09920315	160385

Accessories: protective cover caps, end caps EK  
on Page: 126

### Wiring components adapter busbars

Connection rails for residual current operated and miniature circuit-breakers for power supply from above



#### 3-pole

EV-S G ANL	16 mm <sup>2</sup> , (L1, L2, L3) x 2	6	1	09920127	200692
EV-S G ANR	16 mm <sup>2</sup> , L1, L2, L3, (N), L1, L2, L3	7	1	09920128	200708

Accessories: protective cover caps  
on Page: 126

### Wiring components DRCBO 4-busbars

For RCCB/MCB combinations DRCBO 4 type B/B+



#### 2-pole

BG2.5.10	fork, 10 mm <sup>2</sup> , 5 x (L, N)	12	1	09920151	269712
BG2.5.16	fork, 16 mm <sup>2</sup> , 5 x (L, N)	12	1	09920152	269729

#### 4-pole

BG4.2.10	fork, 10 mm <sup>2</sup> , L1, L2, L3, N, L1, L2, L3, N	NEW	8.5	1	09920157	269774
BG4.2.16	fork, 16 mm <sup>2</sup> , L1, L2, L3, N, L1, L2, L3, N	NEW	8.5	1	09920159	269781
BG4.3.10	fork, 10 mm <sup>2</sup> , 3 x (L1, L2, L3, N)	NEW	13	1	09920155	269750
BG4.3.16	fork, 16 mm <sup>2</sup> , 3 x (L1, L2, L3, N)	NEW	13	1	09920156	269767
BG4.5.10	fork, 10 mm <sup>2</sup> , L1, N, L2, N (L3), N, L1, N, L2, N	NEW	12	1	09920153	269736
BG4.5.16	fork, 16 mm <sup>2</sup> , L1, N, L2, N (L3), N, L1, N, L2, N	NEW	12	1	09920154	269743

Accessories: protective cover caps  
on Page: 126

### Wiring components row connection bars



#### 3-pole

RVS 3.125.120	Mounting rail distance 125 mm	3	1	09920286	076006
RVS 3.150.120	Mounting rail distance 150 mm	3	1	09920287	076013

## Wiring components

mod. widths    pack. units    Article No.    EAN (4014712...)

### Wiring components D0 busbars

Busbars, can be cut to length, Do fuse-switch-disconnector Tytan/Coron

#### 1-pole

B G037-1-25/120 D0	fork, 1 x 25 mm <sup>2</sup> , L1	37	1	09980143	049031
B G037-1-35/125 D0 iso	pin, 1 x 35 mm <sup>2</sup> , L1	37	1	09980095	075955
B S037-1-16/080 D0	pin, 1 x 16 mm <sup>2</sup> , L1	37	1	09980141	049017

#### 2-pole

B S039-2-35/125 D0	pin, 2 x 35 mm <sup>2</sup> , L1, L2	38	1	09980096	075962
--------------------	--------------------------------------	----	---	----------	--------

#### 3-pole

B S039-3-16/080 D0	pin, 3 x 16 mm <sup>2</sup> , L1, L2, L3	39	1	09980142	049024
B S039-3-25/120 D0	pin, 3 x 25 mm <sup>2</sup> , L1, L2, L3	39	1	09980145	049055
B S039-3-35/125 D0	pin, 3 x 35 mm <sup>2</sup> , L1, L2, L3	39	1	09980097	075979

#### 4-pole

B S039-4-16/080 D0	pin, 4 x 16 mm <sup>2</sup> , L1, L2, L3, N	36	1	09980093	063105
B S039-4-35/125 D0	pin, 4 x 35 mm <sup>2</sup> , L1, L2, L3, N	36	1	09980098	075986

Accessories: end caps EK  
on Page: 126

### Wiring components DAFDD busbars

for DAFDD arc fault detection devices

#### 2-pole

B G12TE-1/N/S-10	fork, 1 x 10 mm <sup>2</sup> , L, N, S	12	1	09920130	239500
B G60TE-1/N/S-10	fork, 1 x 10 mm <sup>2</sup> , L, N, S	60	1	09920131	239531

#### 4-pole

B G12TE-3/N/S-10	fork, 3 x 10 mm <sup>2</sup> , L1, N, S + L2, N, S + L3, N, S + L1, N, S	12	1	09920132	240551
B G60TE-3/N/S-10	fork, 3 x 10 mm <sup>2</sup> , L1, N, S + L2, N, S + L3, N, S	60	1	09920133	239524

60 MW bar, can be cut to length

Accessories: protective cover caps, end caps EK  
on Page: 126

## Fuse-switch-disconnector

mod. widths    pack. units    Article No.    EAN (4014712...)

### Fuse-switch-disconnector Tytan



with fitted cartridges in the colour corresponding to the rated current and fuse plug, without fuse

#### 1-pole

Tytan II D0-02-1/S	2 A, pink	1.5	1	09980385	123106
Tytan II D0-04-1/S	4 A, brown	1.5	1	09980386	123113
Tytan II D0-06-1/S	6 A, green	1.5	1	09980387	123120
Tytan II D0-10-1/S	10 A, red	1.5	1	09980388	123137
Tytan II D0-16-1/S	16 A, grey	1.5	1	09980389	123144
Tytan II D0-20-1/S	20 A, blue	1.5	1	09980390	123151
Tytan II D0-25-1/S	25 A, yellow	1.5	1	09980382	089631
Tytan II D0-35-1/S	35 A, black	1.5	1	09980381	089624
Tytan II D0-50-1/S	50 A, white	1.5	1	09980380	089617
Tytan II D0-63-1/S	63 A, copper	1.5	1	09980086	063112

#### 3-pole

Tytan II D0-02-3/S	2 A, pink	4.5	1	09980391	123168
Tytan II D0-04-3/S	4 A, brown	4.5	1	09980392	123175
Tytan II D0-06-3/S	6 A, green	4.5	1	09980393	123182
Tytan II D0-10-3/S	10 A, red	4.5	1	09980394	123199
Tytan II D0-16-3/S	16 A, grey	4.5	1	09980395	123205
Tytan II D0-20-3/S	20 A, blue	4.5	1	09980396	123212
Tytan II D0-25-3/S	25 A, yellow	4.5	1	09980397	123229
Tytan II D0-35-3/S	35 A, black	4.5	1	09980383	118638
Tytan II D0-50-3/S	50 A, white	4.5	1	09980384	118645
Tytan II D0-63-3/S	63 A, copper	4.5	1	09980087	063129

Accessories: restart locks WES, wiring components Do busbar can be cut to length  
on Page: [109](#), [127](#)

### Fuse-switch-disconnector Tytan with monitoring (empty housing)



with safety monitoring (LED and relay contacts: 1NO, 1CO), with fitted cartridges up to 63 A, without fuse plug and fuse

Tytan II D0-63-1+N/M		4.5	1	09980091	063167
Tytan II D0-63-1/M		3	1	09980088	063136
Tytan II D0-63-2/M		4.5	1	09980089	063143
Tytan II D0-63-3+N/M		7.5	1	09980092	063174
Tytan II D0-63-3/M		6	1	09980090	063150

Accessories: restart locks WES, wiring components Do busbar can be cut to length  
on Page: [109](#), [127](#)

### Fuse-switch-disconnector Tytan lockable (empty housing)



Lockable empty housing with fitted cartridge up to 63 A, without fuse plug and fuse

Tytan II D0-63-3+N/V		6	1	09980107	048676
Tytan II D0-63-3/V		4.5	1	09980106	048669

Accessories: restart locks WES, wiring components Do busbar can be cut to length  
on Page: [109](#), [127](#)

## Fuse-switch-disconnector, switch-disconnectors

mod. widths    pack. units    Article No.    EAN (4014712...)

### Fuse-switch-disconnector Tytan (for track mounting)



Empty housing with 40-mm adapter for track mounting with fitted cartridge up to 63 A, without fuse plug and fuse



Tytan II D0-63-3/B	4.5	1	09980400	160460
--------------------	-----	---	----------	--------

Accessories: restart locks WES, wiring components Do busbar can be cut to length  
on Page: [109](#), [127](#)

### Fuse-switch-disconnector Tytan (empty housing)



Empty housing with fitted cartridge up to 63 A, without fuse plug and fuse



Tytan II D0-63-1	1.5	1	09980101	048614
Tytan II D0-63-1+N	3	1	09980104	048645
Tytan II D0-63-2	3	1	09980102	048621
Tytan II D0-63-3	4.5	1	09980103	048638
Tytan II D0-63-3+N	6	1	09980105	048652

Accessories: restart locks WES, wiring components Do busbar can be cut to length  
on Page: [109](#), [127](#)

### Fuse-switch-disconnector Coron 2



Screwcap-less plug-in technology with fuse plug and flashing indicator for conventional fitted sleeves, without fuse



Coron 2 63-1	1.5	1	09980671	132122
Coron 2 63-2	3	1	09980672	132139
Coron 2 63-3	4.5	1	09980673	132146

Accessories: retaining springs Coron, wiring components Do busbar can be cut to length  
on Page: [109](#), [122](#)

### Switch-disconnectors DHS



The DHS switch-disconnectors are used as main switches for connected circuit distribution boards.



#### 63 A

DHS 2-063	2-pole	2	1	09900005	129665
DHS 4-063	4-pole	4	1	09900007	129764

#### 80 A

DHS 2-080	2-pole	2	1	09900006	129788
DHS 4-080	4-pole	4	1	09900008	129801

#### 100 A

DHS 2-100	2-pole	2	1	09900001	111479
DHS 4-100	4-pole	4	1	09900003	111516

#### 125 A

DHS 2-125	2-pole	2	1	09900002	111493
DHS 4-125	4-pole	4	1	09900004	111530

DHS 4 N left, all DHS 4 also available with N right.

Accessories: software DBS, terminal caps KA, auxiliary switches DHi, restart locks WES  
on Page: [123](#)

## Switch-disconnectors

mod. pack. Article No. EAN  
widths units (4014712...)

### Switch-disconnectors RH

10000



The devices in series RH are switch-disconnectors, with contacts that are very durable.

#### 16 A

RH 016-100	1 NO	1	1	09981052	215016
------------	------	---	---	----------	--------

#### 20 A

RH 020-100	1 NO	1	1	09981053	215023
RH 020-200	2 NO	2	1	09981087	215153
RH 020-300	3 NO	3	1	09981088	215160

#### 25 A

RH 025-300	3 NO	3	1	09981054	215061
------------	------	---	---	----------	--------

#### 32 A

RH 032-100	1 NO	1	1	09981093	224056
RH 032-200	2 NO	2	1	09981089	215177
RH 032-300	3 NO	3	1	09981055	215078

#### 40 A

RH 040-100	1 NO	1	1	09981056	215030
RH 040-200	2 NO	2	1	09981057	215122
RH 040-300	3 NO	3	1	09981058	215085
RH 040-400	4 NO	4	1	09981059	215108

#### 63 A

RH 063-100	1 NO	1	1	09981060	154841
RH 063-200	2 NO	2	1	09981061	154858
RH 063-300	3 NO	3	1	09981062	154865
RH 063-400	4 NO	4	1	09981063	154872

#### 80 A

RH 080-300	3 NO	3	1	09981067	215092
RH 080-400	4 NO	4	1	09981108	240407

#### 100 A

RH 100-200	2 NO	2	1	09981065	215054
RH 100-300	3 NO	3	1	09981064	154889
RH 100-400	4 NO	4	1	09981066	215115

Accessories: terminal caps KA, restart locks RH-SPE  
on Page: 123



## Impulse switch (remote switches), Control switches, Group switches (changeover switches)

mod. widths    pack. units    Article No.    EAN (4014712...)

### Impulse switch (remote switches) RS



The impulse relays (remote switches) in series RS are suitable for switching electrical consumers up to 16 A in intermittent operation.

#### 008 V AC / 16 A

RS 008-001	1 CO	1	1	09981041	154759
RS 008-100	1 NO	1	1	09981030	154643
RS 008-110	1 NC/1 NO	1	1	09981037	154711

#### 012 V AC / 16 A

RS 012-001	1 CO	1	1	09981042	154766
RS 012-002	2 CO	2	1	09981045	154797
RS 012-100	1 NO	1	1	09981031	154650
RS 012-110	1 NC/1 NO	1	1	09981038	154728
RS 012-200	2 NO	1	1	09981034	154681

#### 024 V AC / 16 A

RS 024-001	1 CO	1	1	09981043	154773
RS 024-002	2 CO	2	1	09981046	154803
RS 024-100	1 NO	1	1	09981032	154667
RS 024-110	1 NC/1 NO	1	1	09981039	154735
RS 024-200	2 NO	1	1	09981035	154698

#### 230 V AC / 16 A

RS 230-001	1 CO	1	1	09981044	154780
RS 230-002	2 CO	2	1	09981047	154810
RS 230-100	1 NO	1	1	09981033	154674
RS 230-110	1 NC/1 NO	1	1	09981040	154742
RS 230-200	2 NO	1	1	09981036	154704

Accessories: spacers RD, capacitor blocks RS  
on Page: 127, 128

### Control switches RSS (push-button version)



The RSS control switches with push-button (latching) are suitable for switching electrical consumers up to 16 A.

#### 250 V AC / 16 A

RSS 016-001	1 CO	1	1	09981077	154957
RSS 016-100	1 NO	1	1	09981070	154896
RSS 016-200	2 NO	1	1	09981071	154902

#### 250 V AC / 16 A with LED

RSS 016-100L	1 NO	1	1	09981075	154933
RSS 016-200L	2 NO	1	1	09981076	154940

### Control switches RSS (toggle design)



The RSS control switches with toggle are suitable for switching electrical consumers.

#### 250 V AC / 16 A

RSS 016-300	3 NO	1	1	09981072	154919
-------------	------	---	---	----------	--------

### Group switches (changeover switches) RG



The group switches of the RG series are suitable for switching one-phase electrical consumers up to 16 A and have one zero position.

#### 230 V AC / 16 A

RG 016-001	1 CO	1	1	09981080	154971
RG 016-002	2 CO	1	1	09981081	154988

## Impulse switch with central control, Impulse switch (remote switches), Control buttons

mod. pack. Article No. EAN  
widths units (4014712...)

### Impulse switch with central control RSZ



The impulse relays (remote switches with central control) in series RSZ are suitable for switching electrical consumers up to 16 A in intermittent operation.

#### 024 V AC / 16 A

RSZ 024-100	1 NO	1	1	09981050	154827
-------------	------	---	---	----------	--------

#### 230 V AC / 16 A

RSZ 230-100	1 NO	1	1	09981051	154834
-------------	------	---	---	----------	--------

Accessories: spacers RD, capacitor blocks RS  
on Page: 127, 128

### DC impulse switch (remote switches) SIR



This DC-impulse relay (remote switch) is suitable for switching electrical consumers (230 V AC/16 A) in intermittent operation.

#### 024 V DC / 16 A

SIR 16 L		1	1	09500153	064928
----------	--	---	---	----------	--------

### Control buttons RT



The RT control buttons allow impulses to be generated for electrical consumers or within controls with a rated current of up to 16 A.

#### 250 V AC / 16 A

RT 016-100	1 NO	1	1	09981084	155008
------------	------	---	---	----------	--------

RT 016-110	1 NC/1 NO	1	1	09981085	155015
------------	-----------	---	---	----------	--------

#### 250 V AC / 16 A with LED

RT 016-110L	1 NC/1 NO	1	1	09981086	155022
-------------	-----------	---	---	----------	--------

### Installation relays RI



The RI installation relays are suitable for switching single-phase consumers up to 20 A.

#### 008 V AC / 20 A

RI 008-001	1 CO	1	1	09981010	154568
RI 008-100	1 NO	1	1	09981001	154476
RI 008-110	1 NC/1 NO	1	1	09981005	154513

#### 012 V AC / 20 A

RI 012-001	1 CO	1	1	09981011	154575
RI 012-100	1 NO	1	1	09981002	154483
RI 012-110	1 NC/1 NO	1	1	09981006	154520

#### 024 V AC / 20 A

RI 024-001	1 CO	1	1	09981012	154582
RI 024-002	2 CO	2	1	09981014	154605
RI 024-100	1 NO	1	1	09981003	154490
RI 024-110	1 NC/1 NO	1	1	09981007	154537

#### 024 V DC / 20 A

RI 024-100 DC	1 NO	1	1	09981016	154629
RI 024-110 DC	1 NC/1 NO	1	1	09981017	154636

#### 230 V AC / 20 A

RI 230-001	1 CO	1	1	09981013	154599
RI 230-002	2 CO	2	1	09981015	154612
RI 230-100	1 NO	1	1	09981004	154506
RI 230-110	1 NC/1 NO	1	1	09981008	154544
RI 230-200	2 NO	1	1	09981009	154551

Accessories: spacers RD  
on Page: 128

### Time relays RZ



multifunctional time relay with long time ranges



RZM 128	12 V ... 240 V AC/DC	1	1	09980715	151659
RZQ 248	24 V ... 240 V AC/DC	1	1	09980716	151666

1 changeover contact, rated current 8 A, time range of 50 ms to 100 h

### Stairwell lighting time switches RTZ



electronic stairwell lighting time switches with switch-off pre-warning



RTZ 2		1	1	09980719	151697
RTZ F		1	1	09980720	151703

1 NO contact, rated voltage 230 V AC, rated current 10 A

### Timers Uno

The mechanical time switches from the Uno series control one electrical load circuit each via day and/or week programs.



Uno D	daily program, 0 h Reserve power	1	1	09800033	151062
Uno QRD	daily program, 150 h Reserve power	1	1	09800034	151079
Uno QRS	daily program, weekly program, 150 h Reserve power	1	1	09800035	151086

1 NO contact, operating voltage 230 V AC

## Timers, installation contactors

mod. pack. Article No. EAN  
widths units (4014712...)

### Timers Data Micro



The compact digital time switches from the Data Micro series control up to two electrical load circuits via day and week programs.

Data Micro +	1 CO	2	1	09800031	151048
Data Micro 2+	2 CO	2	1	09800032	151055

Day, week and holiday program, 250 hours reserve power, rated voltage 230 V AC

### Timers DTSW Astro



time switch for controlling electrical consumers depending on sunrise and sunset times.

DTSW Astro 1	2 CO	2	1	09800037	221420
--------------	------	---	---	----------	--------

sunrise, sunset, hourly program, daily program, weekly program, holiday program, 48 h Power reserve, rated voltage 250 V

### Installation contactors HS 24 V AC

for switching one and three-phase consumers, low-noise design



#### 024 V AC

#### 20 A

HS 1-024AC/20-02	4.6 kW/1.1 kW, 2 NC	SELLOUT	1	1	09980405	067073
HS 1-024AC/20-11	4.6 kW/1.1 kW, 1 NC/1 NO	SELLOUT	1	1	09980403	067059
HS 1-024AC/20-20	4.6 kW/1.1 kW, 2 NO		1	1	09980401	067035

#### 24 A

HS 2-024AC/20-13	5.5 kW, 3 NC/1 NO	SELLOUT	2	1	09980425	067318
HS 2-024AC/20-40	5.5 kW, 4 NO		2	1	09980421	067271

#### 25 A

HS 1-024AC/25-20	5.5 kW/1.3 kW, 2 NO	SELLOUT	1	1	09980448	231078
HS 2-024AC/25-13	5.7 kW, 3 NC/1 NO	SELLOUT	2	1	09980411	067134
HS 2-024AC/25-22	5.7 kW/1.3 kW, 2 NC/2 NO	SELLOUT	2	1	09980432	107342
HS 2-024AC/25-31	5.7 kW, 1 NC/3 NO		2	1	09980409	067110
HS 2-024AC/25-40	5.7 kW, 4 NO		2	1	09980407	067097

#### 40 A

HS 3-024AC/40-04	9 kW, 4 NC	SELLOUT	3	1	09980436	247901
HS 3-024AC/40-22	9 kW/2.6 kW, 2 NC/2 NO	SELLOUT	3	1	09980433	107359
HS 3-024AC/40-31	9 kW, 1 NC/3 NO	SELLOUT	3	1	09980415	067172
HS 3-024AC/40-40	9 kW, 4 NO		3	1	09980413	067158

#### 63 A

HS 3-024AC/63-22	14.3 kW/5 kW, 2 NC/2 NO	SELLOUT	3	1	09980434	107366
HS 3-024AC/63-40	14.3 kW, 4 NO		3	1	09980417	067196

rated frequency: 50 Hz/60 Hz

Accessories: spacers RD, auxiliary switches HSH, seal caps HSP  
on Page: [123](#), [128](#)

## Installation contactors

mod. widths    pack. units    Article No.    EAN (4014712...)

### Installation contactors HS 230 V AC

for switching one and three-phase consumers, low-noise design



#### 230 V AC

##### 20 A

HS 1-230AC/20-02	4.6 kW/1.1 kW, 2 NC	1	1	09980406	067080
HS 1-230AC/20-10	4.6 kW/1.1 kW, 1 NO	1	1	09980442	158405
HS 1-230AC/20-11	4.6 kW/1.1 kW, 1 NC/1 NO	1	1	09980404	067066
HS 1-230AC/20-20	4.6 kW/1.1 kW, 2 NO	1	1	09980402	067042

##### 24 A

HS 2-230AC/20-13	5.5 kW, 3 NC/1 NO	2	1	09980426	067325
HS 2-230AC/20-31	5.5 kW, 1 NC/3 NO	2	1	09980424	067301
HS 2-230AC/20-40	5.5 kW, 4 NO	2	1	09980422	067288

##### 25 A

HS 1-230AC/25-20	5.5 kW/1.3 kW, 2 NO	1	1	09980447	231061
HS 2-230AC/25-04	5.7 kW, 4 NC	2	1	09980427	075993
HS 2-230AC/25-13	5.7 kW, 3 NC/1 NO	2	1	09980412	067141
HS 2-230AC/25-22	5.7 kW/1.3 kW, 2 NC/2 NO	2	1	09980431	107335
HS 2-230AC/25-30	5.7 kW, 3 NO	2	1	09980443	158412
HS 2-230AC/25-31	5.7 kW, 1 NC/3 NO	2	1	09980410	067127
HS 2-230AC/25-40	5.7 kW, 4 NO	2	1	09980408	067103

##### 40 A

HS 2-230AC/40-20S	9 kW/2.6 kW, 2 NO	2	1	09980445	216716
HS 3-230AC/40-02	9 kW/2.6 kW, 2 NC	3	1	09980437	137073
HS 3-230AC/40-04	9 kW, 4 NC	3	1	09980435	118546
HS 3-230AC/40-20	9 kW/2.6 kW, 2 NO	3	1	09980439	151468
HS 3-230AC/40-22	9 kW/2.6 kW, 2 NC/2 NO	3	1	09980429	107113
HS 3-230AC/40-30	9 kW, 3 NO	3	1	09980440	152540
HS 3-230AC/40-31	9 kW, 1 NC/3 NO	3	1	09980416	067189
HS 3-230AC/40-40	9 kW, 4 NO	3	1	09980414	067165

##### 63 A

HS 2-230AC/63-20S	14.3 kW/5 kW, 2 NO	2	1	09980446	216723
HS 3-230AC/63-22	14.3 kW/5 kW, 2 NC/2 NO	3	1	09980430	107120
HS 3-230AC/63-30	14.3 kW, 3 NO	3	1	09980438	148208
HS 3-230AC/63-31	14.3 kW, 1 NC/3 NO	3	1	09980420	247918
HS 3-230AC/63-40	14.3 kW, 4 NO	3	1	09980418	067202

rated frequency: 50 Hz/60 Hz

Accessories: auxiliary switches HSH, spacers RD, seal caps HSP  
on Page: [123](#), [128](#)

### Installation contactors HS 230 V AC/220 V DC

For switching one and three-phase consumers, non-humming design



#### 230 V AC / 220 V DC

##### 25 A

HS 2-230UC/25-22	5.7 kW/1.3 kW, 2 NC/2 NO	2	1	09980450	236790
HS 2-230UC/25-31	5.7 kW, 1 NC/3 NO	2	1	09980452	236851
HS 2-230UC/25-40	5.7 kW, 4 NO	2	1	09980451	236820

rated frequency: DC, 50 Hz/60 Hz

Accessories: seal caps HSP, spacers RD  
on Page: [128](#)

## Undervoltage measuring relay, Load-shedding relays, Mains field relays, Twilight switches

mod. pack. Article No. EAN  
widths units (4014712...)

### Undervoltage measuring relay RUR



*Undervoltage monitoring for alternating voltage*

RUR 1	fixed 195.5V AC, 3-phase	1	1	09980717	151673
RUR 3	adjustable 160V ... 240V AC, 3-phase	1	1	09980718	151680

1 changeover contact, operating voltage 230/400 V AC, rated current 5 A, duty cycle 100%.

### Load-shedding relays RLR

*for isolating long-term operated consumers when switching on short-term operated consumers*



RLR 1	instantaneous, for conventional continuous-flow heaters	1	1	09980283	076686
RLR 2	delayed, for electronic continuous-flow heaters	1	1	09980284	076693

1 NC contact, rated current 1 A, response current 5 A

### Mains field relays FSE

*for automatic load-dependent disconnection of the mains voltage as per environmentally compatible building recommendations*



FSE 1		1	1	09700108	048126
-------	--	---	---	----------	--------

Switch-on threshold adjustable from 3-15 W, switch-off threshold 2-10 W, 1 NO contact

Accessories: base load modules FS  
on Page: [128](#)

### Twilight switches EDS 16

*for light-dependent control, adjustable switch-off threshold, fixed hysteresis*



EDS 16 mit LF 1	with LF 1 light sensor	2	1	09500110	047907
EDS 16 ohne LF 1	Single device without light sensor	2	1	09500121	048065

Adjustment range: 2 lux ... 1000 lux

Accessories: sensors LF  
on Page: [120](#)

### Twilight switches Dasy



*for daylight-linked lighting control (outdoor mounting)*



<b>10 A</b>					
Dasy 010-2 12V AC/DC - we	white	1		09500040	160552
Dasy 010-2 230 V - an	anthracite	1		09500047	236660
Dasy 010-2 230 V - we	white	1		09500043	160125
Dasy 010-2 24 V AC/DC - we	white	1		09500041	160569

<b>16 A</b>					
Dasy 016-2 230 V - an	anthracite	1		09500046	236646
Dasy 016-2 230 V - we	white	1		09500042	160118

switch-on threshold smoothly adjustable 1-200 Lux, 1 NO contact, protection class IP54, for wall and mast mounting

Accessories: mast brackets  
on Page: [128](#)

## Twilight switches, Pressure switches, Float switches

mod. widths    pack. units    Article No.    EAN (4014712...)

### Twilight switches Dasy TC

*with programmable time switch for energy-saving night-time switch-off*



#### 16 A

Dasy 016-230 V TC - an	anthracite	1	09 500 048	236684
Dasy 016-230 V TC - we	white	1	09 500 044	223356

switch-on threshold smoothly adjustable 1-200 Lux, 1 NO contact, protection class IP54, for wall and mast mounting

Accessories: mast brackets  
on Page: 128

### Pressure switches DSP

*for automatically switching on/off electric motors on pumps*



#### up to 10.5 bar

##### 2-pole

DSP 10-2	4 bar ... 10.5 bar, 2 NC, 16 A	1	09 921 061	208582
----------	--------------------------------	---	------------	--------

##### 3-pole

DSP 10-3	4 bar ... 10.5 bar, 3 NC, 25 A	1	09 921 063	208629
----------	--------------------------------	---	------------	--------

#### up to 6 bar

##### 2-pole

DSP 06-2	1.5 bar ... 6 bar, 2 NC, 16 A	1	09 921 060	208568
----------	-------------------------------	---	------------	--------

##### 3-pole

DSP 06-3	1.5 bar ... 6 bar, 3 NC, 25 A	1	09 921 062	208605
----------	-------------------------------	---	------------	--------

### Float switches Champ

*Float switches are used for fill-level-linked pump control.*



#### Function "empty", NOC

*with rubber cable, protective conductor*

Champ 1 GS-L 03 m	empty, 1 NO, H07RN-F 3G1	1	09 921 001	061729
Champ 1 GS-L 05 m	empty, 1 NO, H07RN-F 3G1	1	09 921 004	063020
Champ 1 GS-L 10 m	empty, 1 NO, H07RN-F 3G1	1	09 921 007	063051

#### Function "fill", NOC

*with rubber cable, protective conductor*

Champ 1 GS-F 03 m	fill, 1 NO, H07RN-F 3G1	1	09 921 002	063006
Champ 1 GS-F 05 m	fill, 1 NO, H07RN-F 3G1	1	09 921 005	063037
Champ 1 GS-F 10 m	fill, 1 NO, H07RN-F 3G1	1	09 921 008	063068

#### Function "fill/empty", NOC

*with rubber cable*

Champ 2 G-L/F 03 m	fill/empty, 1 CO, H07RN-F 3X1	1	09 921 003	063013
Champ 2 G-L/F 05 m	fill/empty, 1 CO, H07RN-F 3X1	1	09 921 006	063044
Champ 2 G-L/F 10 m	fill/empty, 1 CO, H07RN-F 3X1	1	09 921 009	063075
Champ 2 G-L/F 20 m	fill/empty, 1 CO, H07RN-F 3X1	1	09 921 019	129993

*with rubber cable, protective conductor*

Champ 2 GS-L/F 03 m	fill/empty, 1 CO, H07RN-F 4G1	1	09 921 053	221444
Champ 2 GS-L/F 05 m	fill/empty, 1 CO, H07RN-F 4G1	1	09 921 056	221451
Champ 2 GS-L/F 10 m	fill/empty, 1 CO, H07RN-F 4G1	1	09 921 059	221468

switching capacity 10 A at 250 V AC max, housing colour blue (RAL 5010), IP 68

Accessories: counterweights GGW  
on Page: 128

## Float switches, Residual current analysis systems, Transducers, Indicator lights, Installation sockets, Sensors

mod. pack. Article No. EAN  
widths units (4014712...)

### Float switches Champ HD

Float switches are used for fill-level-linked pump control. These are suited for use in faeces tanks.



#### Function "fill/empty", NOC

with rubber cable

Champ 2 G-L/F HD 05 m	fill/empty, 1 CO, H07RN-F 3X1	1	09921070	221475
Champ 2 G-L/F HD 10 m	fill/empty, 1 CO, H07RN-F 3X1	1	09921071	221482
Champ 2 G-L/F HD 20 m	fill/empty, 1 CO, H07RN-F 3X1	1	09921072	221499

switching capacity 10 A at 250 V AC max, housing colour blue (RAL 5010), IP 68

Accessories: counterweights GGW  
on Page: 128

### Residual current analysis systems DRCA



DRCA-1-Set		1	09352050	199491
------------	--	---	----------	--------


Set consists of: Measuring unit DRCA 1, residual current transformer DRCA 1 CT 70, measuring cable 3 m length DRCA 1 MC, analysis software DRCA 1 V2-SW in storage case

Accessories: transducers DRCA CT  
on Page: 120

### Transducers DRCA CT



Residual current detection unit, can be combined with a DRCA 1 measuring unit to a residual current analysis system.



DRCA 1 CT 070	70 mm	1	09352052	199514
DRCA 1 CT 105	105 mm	1	09352056	201286
DRCA 1 CT 140	140 mm	1	09352057	201293

### Indicator lights RL

Indicator lights with LED



RL 230-1GR	green	1	1	09981091	155046
RL 230-1RT	red	1	1	09981092	155053
RL 230-1W	white	1	1	09981090	155039

Operating voltage AC 50 - 240 V/DC 110 - 240 V

### Installation sockets RDS



Installation sockets with a connected load of 250 V/16 A



RDS 6		2.5	1	09980028	040458
RDS 9	with hinged lid	2.5	1	09980698	131941

for distribution board installation

### SI-System

### Sensors EDS 16



Light sensor individual devices



LF1		1	09500029	064553
-----	--	---	----------	--------

Light value detection for up to 10 EDS etc.



## Light control devices, Relay and blind control devices

mod. widths    pack. units    Article No.    EAN (4014712...)

### Light control devices RUD 1

*remote dimmer with central on/off and memory function*



RUD 1	15 VA ... 420 VA	SELLOUT	2	1	09 500 028	064232
-------	------------------	---------	---	---	------------	--------

adjustable for leading or trailing edge, operating voltage 230 V AC, control voltage 230 V AC, dimming capacity 15 VA - 420 VA

### Light control devices RUD 2

*control unit for remote dimmer consumers LT 500 and LT 1200 with central on/off and memory function*



RUD 2		SELLOUT	1	1	09 500 203	075665
-------	--	---------	---	---	------------	--------

Operating voltage 230 V AC, control voltage 230 V AC

### Light control devices LT 500/LT 1200

*Power dimmer for control devices with PWM output*



LT 0500	10 VA ... 500 VA	SELLOUT	2	1	09 500 226	149700
LT 1200	40 VA ... 1200 VA	SELLOUT	4	1	09 500 227	149717

adjustable for leading or trailing edge, operating voltage 230 V AC

### Light control devices LT 500 M/LT 1200 M

*with rotary knob for local operation*



LT 0500 M	10 VA ... 500 VA	SELLOUT	2	1	09 500 224	138216
LT 1200 M	40 VA ... 1200 VA	SELLOUT	4	1	09 500 230	199880

adjustable for leading or trailing edge, operating voltage 230 V AC, control voltage 230 V AC

### Light control devices DALI

*for comfortable and situation dependant light control via the DALI bus*



LSG 4 DALI			4	1	09 500 243	215139
------------	--	--	---	---	------------	--------

operating voltage 24 V DC, 8 push-button inputs with feedback for controlling light groups and scenes feedback, inputs for central on and central off, for up to 64 devices on the DALI bus

## SI-System

### Relay and blind control devices SIRO

*Roller blind control device*



SIRO		SELLOUT	2	1	09 500 152	047952
------	--	---------	---	---	------------	--------

Rated voltage 230 V AC, operating voltage 24 V DC, rated current 2 A, control voltage 24 V DC

## Sensors, doorbell transformers, retaining springs

mod. pack. Article No. EAN  
widths units (4014712...)

### SI-System



#### Sensors SIWS/SIWR

robust, maintenance-free anemometer and evaluation unit

SIWR	Evaluation unit for SIWS, adjustable, 24 V DC	2	1	09 500 208	077553
SIWS	wind sensor, Reed contact, 250 mA		1	09 500 206	077539

Accessories: sensors SIWS, mounting kits SIWH  
on Page: [122](#), [129](#)

### SI-System



#### Sensors SIRW

Rain sensor with heated sensor element

SIRW			1	09 500 207	077546
------	--	--	---	------------	--------

Operating voltage 24 V DC/max. 150 mA, 2 potential-free changeover contacts 230 V/max. 2 A

Accessories: mounting kits SIWH  
on Page: [129](#)

#### Doorbell transformers RK

for converting the mains voltage 230 V into SELV



RK 12	4/8/12 V; 2/2/1.5 A, cannot be switched off	2	1	09 980 033	040502
RK 12 S	4/8/12 V; 2/2/1.5 A, can be switched off at primary	2	1	09 980 034	040519
RK 24	8/12/24 V; 2/1.3/0.6 A, cannot be switched off	2	1	09 980 654	118720
RK 3 U	4/8/12 V; 3/2/2 A, cannot be switched off	3	1	09 980 085	044524
RK 81	8 V; 1 A, cannot be switched off	2	1	09 980 029	040465
RK 81 S	8 V; 1 A, can be switched off at primary	2	1	09 980 030	040472

Primary voltage 230 V AC/50 Hz, duty cycle 100%

Accessories: mounting kits RK  
on Page: [129](#), [129](#)

#### Retaining springs Coron 2

for using Do1 fuses



Coron 2 HF			1	09 980 674	132153
------------	--	--	---	------------	--------

## Auxiliary switches, Restart locks, Terminal caps

mod. widths    pack. units    Article No.    EAN (4014712...)

### Auxiliary switches DHi/Hi/HSH



Auxiliary switches report the status of the main devices to which they are fitted.



#### for DFS 2/4

DHi 2 (black handle)	1 NC/1 CO	<b>SELLOUT</b>	0.5	1	09913996	076983
----------------------	-----------	----------------	-----	---	----------	--------

#### for DFS 2/4 und DHS 2/4

DHi 11	1 NC/1 CO		0.5	1	09200040	198388
--------	-----------	--	-----	---	----------	--------

#### for DLS 6

DHi 3	1 NO		0.5	1	09917984	197275
-------	------	--	-----	---	----------	--------

DHi 4	1 NC/1 NO		0.5	1	09917985	197282
-------	-----------	--	-----	---	----------	--------

DHi 5	2 NC/1 NO		0.5	1	09917986	197299
-------	-----------	--	-----	---	----------	--------

DHi 6	1 NC/2 NO		0.5	1	09917987	197305
-------	-----------	--	-----	---	----------	--------

DHi 7	1 CO		0.5	1	09917988	197312
-------	------	--	-----	---	----------	--------

DHi 8	2 CO		0.5	1	09917989	197329
-------	------	--	-----	---	----------	--------

#### for DLS 7/DLS 8

DHi 8 H10UM	1 NO		0.5	1	09200080	957145
-------------	------	--	-----	---	----------	--------

DHi 8 H11UM	1 NC/1 NO		0.5	1	09200081	957176
-------------	-----------	--	-----	---	----------	--------

DHi 8 H12UM	2 NC/1 NO		0.5	1	09200082	982468
-------------	-----------	--	-----	---	----------	--------

DHi 8 H21UM	1 NC/2 NO		0.5	1	09200083	957206
-------------	-----------	--	-----	---	----------	--------

#### for DLS 9

DHi 9 H10UL	1 NO		0.5	1	09200100	957350
-------------	------	--	-----	---	----------	--------

DHi 9 H11UL	1 NC/1 NO		0.5	1	09200101	957381
-------------	-----------	--	-----	---	----------	--------

DHi 9 H12UL	2 NC/1 NO		0.5	1	09200102	957411
-------------	-----------	--	-----	---	----------	--------

DHi 9 H21UL	1 NC/2 NO		0.5	1	09200103	957442
-------------	-----------	--	-----	---	----------	--------

#### for DMCB 2

DMCB 2 Hi 1	1 NC/1 NO		0.5	1	09915086	225763
-------------	-----------	--	-----	---	----------	--------

#### for DRCBO 3/DAFDD/ELS 3

DHi 12	2 CO		0.5	1	09200031	242890
--------	------	--	-----	---	----------	--------

#### for FIB/FIC type A (3+N) and type B as well as DRCBO 4

DRCBO 4 Hi 1	1 CO		0.5	1	09200030	221437
--------------	------	--	-----	---	----------	--------

#### for HS 2/3, low-noise design

HSH 11	1 NC/1 NO		0.5	1	09980497	067233
--------	-----------	--	-----	---	----------	--------

### Restart locks DEASS/RH-SPE/WES

Equipment which prevents the unintentional activation of switching devices, e.g. during maintenance work.



#### for DFS/DHS

WES				1	09913993	149656
-----	--	--	--	---	----------	--------

#### for DLS 6

DEASS				1	09917983	197268
-------	--	--	--	---	----------	--------

#### for RH/AFDD/DRCBO 3

RH-SPE				1	09981115	252677
--------	--	--	--	---	----------	--------

### Terminal caps KA/RH-KA

for DLS 6 miniature circuit-breakers and series RH main switches / for protection against contact with voltage from leading terminals



#### for DFS 2/DHS 2

KA-DFS 2	sealable			1	09200011	089440
----------	----------	--	--	---	----------	--------

#### for DFS 4/DHS 4

KA-DFS 4	sealable			1	09200012	123779
----------	----------	--	--	---	----------	--------

#### for DLS 6/RH

KA-DLS/RH				1	09913997	067356
-----------	--	--	--	---	----------	--------

#### for Main switches RH

RH-KA				1	09981069	158023
-------	--	--	--	---	----------	--------

## Information stickers, Interfaces, Housing, Auxiliary switches, Detectors/control panels, Cables

mod. pack. Article No. EAN  
widths units (4014712...)

### Information stickers HAS

Information stickers for Residual current circuit-breakers DFS 2 and DFS 4



HAS DFS			1	09200021	215832
---------	--	--	---	----------	--------

### Interfaces DRCCB 5 CM

for remotely monitoring the DRCCB 5



DRCCB 5 CM-M			1	1	09200060	232242
--------------	--	--	---	---	----------	--------

### Housing N-7

For circuit-breakers with residual current trip DFL 8



N-7-Gehäuse			1	09200028	075412
-------------	--	--	---	----------	--------

IP54, lockable, bracket diameter max. 6 mm

### Auxiliary switches DAX

for DMCCB



for DMCCB

DAX 1-1	1 CO		1	09300081	220072
DAX 2-1	1 CO		1	09300082	220089

### Detectors/control panels DMD-P/ DMRP

acoustic and visual indicator and control panel



DMD P	for DMD 2, wall-mounting	<b>SELLOUT</b>	1	09352011	046146	
DMRP 230	for DMD 2, Distribution board installation	<b>SELLOUT</b>	2	1	09981110	216280

for protection and monitoring devices with signalling contacts, acoustic indicator can be switched off

### Cables DFA 2-RC

assembled cable harness for test button function DFA 2-3 and DFA 2-4



DFA 2 - RC 030	30 mA		1	09100150	213890
DFA 2 - RC 100	100 mA		1	09100151	213906
DFA 2 - RC 300	300 mA		1	09100152	213913

for DFA 2-3 and DFA 2-4

Operating current trip, Trip-indicating auxiliary contact,  
Undervoltage trips



Operating current trip FAM

Operating current trips for RCCB/MCB 1-pole+N design Type A, retro-fittable

	mod. widths	pack. units	Article No.	EAN (4014712...)
FAM 1	0.5	1	09950011	078529



Operating current trip DASA

for DLS 6 and DMCB 2 / for DLS 6 and DMCB 2

for DLS 6

DASA 12	12 V	1	1	09917992	197350
DASA 230	230 V	1	1	09917995	197381
DASA 24	24 V	1	1	09917993	197367
DASA 48	48 V	1	1	09917994	197374

for DLS 7/DLS 8

DASA 8 FA110UM	240 V, 415 V	1	1	09200093	957329
DASA 8 FA12UM	12 V	1	1	09200090	957237
DASA 8 FA24UM	24 V	1	1	09200091	957268
DASA 8 FA48UM	48 V	1	1	09200092	957299

for DLS 9

DASA 9 FA110UL	277 V	1	1	09200113	957565
DASA 9 FA12UL	12 V	1	1	09200110	957473
DASA 9 FA24UL	24 V	1	1	09200111	957503
DASA 9 FA48UL	48 V	1	1	09200112	957534

for DMCB 2

DMCB 2 ASA 1	230 V	1.5	1	09915087	225770
--------------	-------	-----	---	----------	--------



Trip-indicating auxiliary contact DHi-S

trip-indicating auxiliary contacts

for DLS 6

DHi-S10	1 CO	0.5	1	09917990	197336
DHi-S11	2 CO	0.5	1	09917991	197343



Operating current trip DSHT 2

for DMCCB 1 SNJ, DMCCB 2 SNJ, DMCCB 3 SNJ, DMCCB 4, DMCCB 5, DMCCB 6, DMCCB 7

DSHT 2-2	200 - 240 V AC	1		09300049	219939
----------	----------------	---	--	----------	--------



Undervoltage trips DUVT 2

for DMCCB 1 SNJ, DMCCB 2 SNJ, DMCCB 3 SNJ, DMCCB 4, DMCCB 5

DUVT 2-2	200 - 240 V AC	1		09300008	219700
----------	----------------	---	--	----------	--------



Undervoltage trips DUVT 3

for DMCCB 6, DMCCB 7, DMCCB 8

DUVT 3-2	200 - 240 V AC	1		09300014	219762
----------	----------------	---	--	----------	--------

## Documentation, Feed-in terminal blocks, Input terminals, Protective cover caps, End caps

mod. pack. Article No. EAN  
widths units (4014712...)

### Documentation sheets of labels (printable)



documentation sheets DLS 6, A4 59 001 88B

### Feed-in terminal blocks ES

Feed-in terminal blocks for busbars



ES/35 G/S mountable side-by-side 1 09 920 099 015463

### Input terminals AS

MCB-Input terminals 6-25 mm<sup>2</sup>



AS 25-Gi	fork design	1	09 920 104	015449
AS 25-SLi	pin design, long	1	09 920 186	046061
AS 25-Si	pin design	1	09 920 087	021679

### Protective cover caps EV-S BS

to cover free connections for Eurovario busbars

for Eurovario



EV-S BS 1 09 920 160 021686

thermoplastic, yellow

### End caps EK

for busbars which can be cut to length



EK-1/10/16	1-pole, for busbars 10/16 mm <sup>2</sup>	1	09 920 097	202603
EK-1/25/35	1-pole, for busbars 25/35 mm <sup>2</sup>	1	09 920 096	202597
EK-2/10	2-pole, for busbars 10 mm <sup>2</sup>	1	09 920 093	270404
EK-2/3/10/16	3-pole, for busbars 10/16 mm <sup>2</sup> , 2-pole, for busbars 16 mm <sup>2</sup>	1	09 920 098	015425
EK-2/3/35	2-, 3-pole, for busbars 35 mm <sup>2</sup>	1	09 920 094	202573
EK-2/3/4/25	2-, 3-, 4-pole, for busbars 25 mm <sup>2</sup>	1	09 920 095	202580
EK-3/10/16	3-pole, for busbars GM.3.57...10/16 mm <sup>2</sup>	1	09 920 103	249929
EK-4/10/16	4-pole, for busbars 10/16 mm <sup>2</sup>	1	09 920 102	015432

### Input terminals DK

for looping through supply line



DK D0 1 09 980 140 049000

permissible connector cross-section 1.5 mm<sup>2</sup> - 35 mm<sup>2</sup>

## Fuse plug sets, Restart locks, Capacitor blocks

mod. widths    pack. units    Article No.    EAN (4014712...)

### Fuse plug sets DSE D02

*electronic display (flashing indicators) / mechanical display*



#### electronic

DSE D02-01 EI	1 A, purple	1	09980109	048690
DSE D02-02 EI	2 A, pink	1	09980110	048706
DSE D02-04 EI	4 A, brown	1	09980111	048713
DSE D02-06 EI	6 A, green	1	09980112	048720
DSE D02-10 EI	10 A, red	1	09980113	048737
DSE D02-16 EI	16 A, grey	1	09980114	048744
DSE D02-20 EI	20 A, blue	1	09980115	048751
DSE D02-25 EI	25 A, yellow	1	09980116	048768
DSE D02-35 EI	35 A, black	1	09980117	048775
DSE D02-40 EI	40 A, black or green	1	09980640	201866
DSE D02-50 EI	50 A, white	1	09980118	048782
DSE D02-63 EI	63 A, copper	1	09980119	048799

#### mechanical

DSE D02-02 MI	2 A, pink	1	09980120	048805
DSE D02-04 MI	4 A, brown	1	09980121	048812
DSE D02-06 MI	6 A, green	1	09980122	048829
DSE D02-10 MI	10 A, red	1	09980123	048836
DSE D02-16 MI	16 A, grey	1	09980124	048843
DSE D02-20 MI	20 A, blue	1	09980125	048850
DSE D02-25 MI	25 A, yellow	1	09980126	048867
DSE D02-35 MI	35 A, black	1	09980127	048874
DSE D02-40 MI	40 A, black or green	1	09980641	201880
DSE D02-50 MI	50 A, white	1	09980128	048881
DSE D02-63 MI	63 A, copper	1	09980129	048898

Standard series 230/400 V, 3 plugs, 3 fitted cartridges, 3 fuses, 1 box, for mounting the Tytan fuse-switch-disconnector.

### Restart locks Tytan locks



Tytan II D0 WES-K-bl	blue	3	1	09980136	048966
Tytan II D0 WES-K-ge	yellow	3	1	09980138	048980
Tytan II D0 WES-K-gn	green	3	1	09980137	048973
Tytan II D0 WES-K-rt	red	3	1	09980139	048997
Tytan II D0 WES-K-sw	black	3	1	09980135	048959
Tytan II D0 WES-M-bl	blue, 5A4	3	1	09980131	048911
Tytan II D0 WES-M-ge	yellow, 5A1	3	1	09980134	048942
Tytan II D0 WES-M-gn	green, 5A3	3	1	09980132	048928
Tytan II D0 WES-M-rt	red, 5A2	3	1	09980133	048935
Tytan II D0 WES-M-sw	black, 5A5	3	1	09980130	048904

K = plastic, M = metal

### Capacitor blocks RS-KB

*for compensating for voltage increases*



RS-KB		1	1	09981096	158009
-------	--	---	---	----------	--------

## Spacers, Seal caps, Base load modules, Mast brackets, Counterweights

mod. pack. Article No. EAN  
widths units (4014712...)

### Spacers RD

for impulse relays RS/RSZ and installation relays RI



RD 05		0.5	1	09981095	156913
-------	--	-----	---	----------	--------

Use a spacer on both sides at 100% duty cycle

### Seal caps HSP

for HS installation contactors



HS P-20/25	for HS 2	2	1	09980498	067240
HS P-40/63	for HS 3	3	1	09980499	067257

### Base load modules FS-GZ

for the mains field relay FSE 1



FS-GZ			1	09700007	013476
-------	--	--	---	----------	--------

Signals the switching status of the mains field relay and allows a base load to be easily switched on at the socket

### Base load modules FS-GE

for the mains field relay FSE 1



FS-GE			1	09700006	013469
-------	--	--	---	----------	--------

For installation in junction boxes and fluorescent lamp fittings. Required for loads that have high resistance when measuring voltage if 3 V AC, such as with fluorescent lamps and phase controls.

### Mast brackets Dasy MH

for mounting on masts and pipes



Dasy MH			1	09500049	161153
---------	--	--	---	----------	--------

consisting of 2 stainless steel brackets, 4 stainless steel screws, 1 stainless steel cable connector, for pipe diameters up to 150 mm

### Counterweights GGW

for fixing the cable and setting the switching point for Champ float switches




GGW	black, non-toxic PP		1	09921010	063082
-----	---------------------	--	---	----------	--------



Mounting kits

Mounting kits RK M

*for on-wall mounting*



		mod. widths	pack. units	Article No.	EAN (4014712...)
RK M36	for RK 81, RK 81 S, RK 12, RK 12 S, RK 24		1	09980652	107410
RK M54	for RK 3 U		1	09980653	107427

**SI-System**

Mounting kits SIWH

*Wall bracket with telescopic arm for SIWS and SIRW*



SIWH			1	09500212	100558
------	--	--	---	----------	--------

# General Conditions for the supply of Products and Services of the Electrical and Electronics Industry ("GL")\* for commercial transactions between businesses recommended by ZVEI - Zentralverband Elektrotechnik- und Elektronikindustrie e. V. – as of June 2011 –



\* The original German text shall be the governing version.

## ARTICLE I: GENERAL PROVISIONS

1. Legal relations between Supplier and Purchaser in connection with supplies and/or services of the Supplier (hereinafter referred to as „Supplies“) shall be solely governed by the present GL. The Purchaser's general terms and conditions shall apply only if expressly accepted by the Supplier in writing. The scope of delivery shall be determined by the congruent mutual written declarations.
2. The Supplier herewith reserves any industrial property rights and/or copyrights pertaining to its cost estimates, drawings and other documents (hereinafter referred to as „Documents“). The Documents shall not be made accessible to third parties without the Supplier's prior consent and shall, upon request, be returned without undue delay to the Supplier if the contract is not awarded to the Supplier. Sentences 1 and 2 shall apply mutatis mutandis to the Purchaser's Documents; these may, however, be made accessible to those third parties to whom the Supplier has rightfully subcontracted Supplies.
3. The Purchaser has the non-exclusive right to use standard software and firmware, provided that it remains unchanged, is used within the agreed performance parameters, and on the agreed equipment. Without express agreement the Purchaser may make one back-up copy of standard software.
4. Partial deliveries are allowed, unless they are unreasonable to accept for the Purchaser.
5. The term „claim for damages“ used in the present GL also includes claims for indemnification for useless expenditure.

## ARTICLE II: PRICES, TERMS OF PAYMENT, AND SET-OFF

1. Prices are ex works and excluding packaging; value added tax shall be added at the then applicable rate.
2. If the Supplier is also responsible for assembly or erection and unless otherwise agreed, the Purchaser shall pay the agreed remuneration and any incidental costs required, e. g. for traveling and transport as well as allowances.
3. Payments shall be made free Supplier's paying office.
4. The Purchaser may set off only those claims which are undisputed or non-appealable.

## ARTICLE III: RETENTION OF TITLE

1. The items pertaining to the Supplies („Retained Goods“) shall remain the Supplier's property until each and every claim the Supplier has against the Purchaser on account of the business relationship has been fulfilled. If the combined value of the Supplier's security interests exceeds the value of all secured claims by more than 20 %, the Supplier shall release a corresponding part of the security interest if so requested by the Purchaser; the Supplier shall be entitled to choose which security interest it wishes to release.
2. For the duration of the retention of title, the Purchaser may not pledge the Retained Goods or use them as security, and resale shall be possible only for resellers in the ordinary course of their business and only on condition that the reseller receives payment from its customer or makes the transfer of property to the customer dependent upon the customer fulfilling its obligation to effect payment.
3. Should Purchaser resell Retained Goods, it assigns to the Supplier, already today, all claims it will have against its customers out of the resale, including any collateral rights and all balance claims, as security, without any subsequent declarations to this effect being necessary. If the Retained Goods are sold on together with other items and no individual price has been agreed with respect to the Retained Goods, Purchaser shall assign to the Supplier such fraction of the total price claim as is attributable to the price of the Retained Goods invoiced by Supplier.
4. (a) Purchaser may process, amalgamate or combine Retained Goods with other items. Processing is made for Supplier. Purchaser shall store the new item thus created for Supplier, exercising the due care of a diligent businessperson. The new items are considered as Retained Goods.  
(b) Already today, Supplier and Purchaser agree that if Retained Goods are combined or amalgamated with other items that are not the property of Supplier, Supplier shall acquire co-ownership in the new item in proportion of the value of the Retained Goods combined or amalgamated to the other items at the time of combination or amalgamation. In this respect, the new items are considered as Retained Goods.  
(c) The provisions on the assignment of claims according to No. 3 above shall also apply to the new item. The assignment, however, shall only apply to the amount corresponding to the value invoiced by Supplier for the Retained Goods that have been processed, combined or amalgamated.  
(d) Where Purchaser combines Retained Goods with real estate or movable goods, it shall, without any further declaration being necessary to this effect, also assign to

Supplier as security its claim to consideration for the combination, including all collateral rights for the prorata amount of the value the combined Retained Goods have on the other combined items at the time of the combination.

5. Until further notice, Purchaser may collect assigned claims relating to the resale. Supplier is entitled to withdraw Purchaser's permission to collect funds for good reason, including, but not limited to delayed payment, suspension of payments, start of insolvency proceedings, protest or justified indications for overindebtedness or pending insolvency of Purchaser. In addition, Supplier may, upon expiry of an adequate period of notice disclose the assignment, realize the claims assigned and demand that Purchaser informs its customer of the assignment.
6. The Purchaser shall inform the Supplier forthwith of any seizure or other act of intervention by third parties. If a reasonable interest can be proven, Purchaser shall, without undue delay, provide Supplier with the information and/or Documents necessary to assert the claims it has against its customers.
7. Where the Purchaser fails to fulfill its duties, fails to make payment due, or otherwise violates its obligations the Supplier shall be entitled to rescind the contract and take back the Retained Goods in the case of continued failure following expiry of a reasonable remedy period set by the Supplier; the statutory provisions providing that a remedy period is not needed shall be unaffected. The Purchaser shall be obliged to return the Retained Goods. The fact that the Supplier takes back Retained Goods and/or exercises the retention of title, or has the Retained Goods seized, shall not be construed to constitute a rescission of the contract, unless the Supplier so expressly declares.

## ARTICLE IV: TIME FOR SUPPLIES; DELAY

1. Times set for Supplies shall only be binding if all Documents to be furnished by the Purchaser, necessary permits and approvals, especially concerning plans, are received in time and if agreed terms of payment and other obligations of the Purchaser are fulfilled. If these conditions are not fulfilled in time, times set shall be extended reasonably; this shall not apply if the Supplier is responsible for the delay.  
(a) force majeure, such as mobilization, war, terror attacks, rebellion or similar events (e. g. strike or lockout);  
(b) virus attacks or other attacks on the Supplier's IT systems occurring despite protective measures were in place that complied with the principles of proper care;  
(c) hindrances attributable to German, US or otherwise applicable national, EU or international rules of foreign trade law or to other circumstances for which Supplier is not responsible; or  
(d) the fact that Supplier does not receive its own supplies in due time or in due form such times shall be extended accordingly.
3. If the Supplier is responsible for the delay (hereinafter referred to as „Delay“) and the Purchaser has demonstrably suffered a loss therefrom, the Purchaser may claim a compensation as liquidated damages of 0.5 % for every completed week of Delay, but in no case more than a total of 5 % of the price of that part of the Supplies which due to the Delay could not be put to the intended use.
4. Purchaser's claims for damages due to delayed Supplies as well as claims for damages in lieu of performance exceeding the limits specified in No. 3 above are excluded in all cases of delayed Supplies, even upon expiry of a time set to the Supplier to effect the Supplies. This shall not apply in cases of liability based on intent, gross negligence, or due to loss of life, bodily injury or damage to health. Rescission of the contract by the Purchaser based on statute is limited to cases where the Supplier is responsible for the delay. The above provisions do not imply a change in the burden of proof to the detriment of the Purchaser.
5. At the Supplier's request, the Purchaser shall declare within a reasonable period of time whether it, due to the delayed Supplies, rescinds the contract or insists on the delivery of the Supplies.
6. If dispatch or delivery, due to Purchaser's request, is delayed by more than one month after notification of the readiness for dispatch was given, the Purchaser may be charged, for every additional month commenced, storage costs of 0.5 % of the price of the items of the Supplies, but in no case more than a total of 5 %. The parties to the contract may prove that higher or, as the case may be, lower storage costs have been incurred.

## ARTICLE V: PASSING OF RISK

1. Even where delivery has been agreed freight free, the risk shall pass to the Purchaser as follows:  
(a) if the delivery does not include assembly or erection, at the time when it is shipped or picked up by the carrier. Upon the Purchaser's request, the Supplier shall insure the

- delivery against the usual risks of transport at the Purchaser's expense;
- (b) if the delivery includes assembly or erection, at the day of taking over in the Purchaser's own works or, if so agreed, after a successful trial run.
2. The risk shall pass to the Purchaser if dispatch, delivery, the start or performance of assembly or erection, the taking over in the Purchaser's own works, or the trial run is delayed for reasons for which the Purchaser is responsible or if the Purchaser has otherwise failed to accept the Supplies.

#### ARTICLE VI: ASSEMBLY AND ERECTION

Unless otherwise agreed in written form, assembly and erection shall be subject to the following provisions:

1. Purchaser shall provide at its own expense and in due time:
  - (a) all earth and construction work and other ancillary work outside the Supplier's scope, including the necessary skilled and unskilled labor, construction materials and tools;
  - (b) the equipment and materials necessary for assembly and commissioning such as scaffolds, lifting equipment and other devices as well as fuels and lubricants;
  - (c) energy and water at the point of use including connections, heating and lighting;
  - (d) suitable dry and lockable rooms of sufficient size adjacent to the site for the storage of machine parts, apparatus, materials, tools, etc. and adequate working and recreation rooms for the erection personnel, including sanitary facilities as are appropriate in the specific circumstances; furthermore, the Purchaser shall take all measures it would take for the protection of its own possessions to protect the possessions of the Supplier and of the erection personnel at the site;
  - (e) protective clothing and protective devices needed due to particular conditions prevailing on the specific site.
2. Before the erection work starts, the Purchaser shall unsolicitedly make available any information required concerning the location of concealed electric power, gas and water lines or of similar installations as well as the necessary structural data.
3. Prior to assembly or erection, the materials and equipment necessary for the work to start must be available on the site of assembly or erection and any preparatory work must have advanced to such a degree that assembly or erection can be started as agreed and carried out without interruption. Access roads and the site of assembly or erection must be level and clear.
4. If assembly, erection or commissioning is delayed due to circumstances for which the Supplier is not responsible, the Purchaser shall bear the reasonable costs incurred for idle times and any additional traveling expenditure of the Supplier or the erection personnel.
5. The Purchaser shall attest to the hours worked by the erection personnel towards the Supplier at weekly intervals and the Purchaser shall immediately confirm in written form if assembly, erection or commissioning has been completed.
6. If, after completion, the Supplier demands acceptance of the Supplies, the Purchaser shall comply therewith within a period of two weeks. The same consequences as upon acceptance arise if and when the Purchaser lets the two week period expire or the Supplies are put to use after completion of agreed test phases, if any.

#### ARTICLE VII: RECEIVING SUPPLIES

The Purchaser shall not refuse to receive Supplies due to minor defects.

#### ARTICLE VIII: DEFECTS AS TO QUALITY

The Supplier shall be liable for defects as to quality („Sachmängel“, hereinafter referred to as „Defects“,) as follows:

1. Defective parts or defective services shall be, at the Supplier's discretion, repaired, replaced or provided again free of charge, provided that the reason for the Defect had already existed at the time when the risk passed.
2. Claims for repair or replacement are subject to a statute of limitations of 12 months calculated from the start of the statutory statute of limitations; the same shall apply mutatis mutandis in the case of rescission and reduction. This shall not apply where longer periods are prescribed by law according to Sec. 438 para. 1 No. 2 (buildings and things used for a building), Sec. 479 para. 1 (right of recourse), and Sec. 634a para. 1 No. 2 (defects of a building) German Civil Code („Bürgerliches Gesetzbuch“), in the case of intent, fraudulent concealment of the Defect or non-compliance with guaranteed characteristics („Beschaffenheitsgarantie“). The legal provisions regarding suspension of the statute of limitations („Ablaufhemmung“, „Hemmung“) and recommencement of limitation periods shall be unaffected.
3. Notifications of Defect by the Purchaser shall be given in written form without undue delay.
4. In the case of notification of a Defect, the Purchaser may withhold payments to an amount that is in a reasonable proportion to the Defect. The Purchaser, however, may withhold payments only if the subject-matter of the notification of the Defect involved is justified and incontestable. The Purchaser has no right to withhold payments to the extent that its claim of a Defect is time-barred. Unjustified notifications of Defect shall entitle the Supplier to demand reimbursement of its expenses by the Purchaser.
5. The Supplier shall be given the opportunity to repair or to replace the defective good („Nacherfüllung“) within a reasonable period of time.
6. If repair or replacement is unsuccessful, the Purchaser is entitled to rescind the contract or reduce the remuneration; any claims for damages the Purchaser may have according to No. 10 shall be unaffected.
7. There shall be no claims based on Defect in cases of insignificant deviations from the agreed quality, of only minor impairment of usability, of natural wear and tear, or damage arising after the passing of risk from faulty or negligent handling, excessive

strain, unsuitable equipment, defective civil works, inappropriate foundation soil, or claims based on particular external influences not assumed under the contract, or from non-reproducible software errors. Claims based on defects attributable to improper modifications or repair work carried out by the Purchaser or third parties and the consequences thereof are likewise excluded.

8. The Purchaser shall have no claim with respect to expenses incurred in the course of supplementary performance, including costs of travel, transport, labor, and material, to the extent that expenses are increased because the subjectmatter of the Supplies has subsequently been brought to another location than the Purchaser's branch office, unless doing so complies with the normal use of the Supplies.
9. The Purchaser's right of recourse against the Supplier pursuant to Sec. 478 BGB is limited to cases where the Purchaser has not concluded an agreement with its customers exceeding the scope of the statutory provisions governing claims based on Defects. Moreover, No. 8 above shall apply mutatis mutandis to the scope of the right of recourse the Purchaser has against the Supplier pursuant to Sec. 478 para. 2 BGB.
10. The Purchaser shall have no claim for damages based on Defects. This shall not apply to the extent that a Defect has been fraudulently concealed, the guaranteed characteristics are not complied with, in the case of loss of life, bodily injury or damage to health, and/or intentionally or grossly negligent breach of contract on the part of the Supplier. The above provisions do not imply a change in the burden of proof to the detriment of the Purchaser. Any other or additional claims of the Purchaser exceeding the claims provided for in this

#### ARTICLE VIII, BASED ON A DEFECT, ARE EXCLUDED.

#### ARTICLE IX: INDUSTRIAL PROPERTY RIGHTS AND COPYRIGHTS; DEFECTS IN TITLE

1. Unless otherwise agreed, the Supplier shall provide the Supplies free from third parties' industrial property rights and copyrights (hereinafter referred to as „IPR“) with respect to the country of the place of delivery only. If a third party asserts a justified claim against the Purchaser based on an infringement of an IPR by the Supplies made by the Supplier and used in conformity with the contract, the Supplier shall be liable to the Purchaser within the time period stipulated in

#### ARTICLE VIII NO. 2 AS FOLLOWS:

- (a) The Supplier shall choose whether to acquire, at its own expense, the right to use the IPR with respect to the Supplies concerned or whether to modify the Supplies such that they no longer infringe the IPR or replace them. If this would be impossible for the Supplier under reasonable conditions, the Purchaser may rescind the contract or reduce the remuneration pursuant to the applicable statutory provisions;
  - (b) The Supplier's liability to pay damages is governed by Article XII;
  - (c) The above obligations of the Supplier shall apply only if the Purchaser (i) immediately notifies the Supplier of any such claim asserted by the third party in written form, (ii) does not concede the existence of an infringement and (iii) leaves any protective measures and settlement negotiations to the Supplier's discretion. If the Purchaser stops using the Supplies in order to reduce the damage or for other good reason, it shall be obliged to point out to the third party that no acknowledgement of the alleged infringement may be inferred from the fact that the use has been discontinued.
2. Claims of the Purchaser shall be excluded if it is responsible for the infringement of an IPR.
  3. Claims of the Purchaser are also excluded if the infringement of the IPR is caused by specifications made by the Purchaser, by a type of use not foreseeable by the Supplier or by the Supplies being modified by the Purchaser or being used together with products not provided by the Supplier.
  4. In addition, with respect to claims by the Purchaser pursuant to No. 1 a) above, Article VIII Nos. 4, 5, and 9 shall apply mutatis mutandis in the event of an infringement of an IPR.
  5. Where other defects in title occur, Article VIII shall apply mutatis mutandis.
  6. Any other claims of the Purchaser against the Supplier or its agents or any such claims exceeding the claims provided for in this Article IX, based on a defect in title, are excluded.

#### ARTICLE X: CONDITIONAL PERFORMANCE

1. The performance of this contract is conditional upon that no hindrances attributable to German, US or otherwise applicable national, EU or international rules of foreign trade law or any embargos or other sanctions exist.
2. The Purchaser shall provide any information and Documents required for export, transport and import purposes.

#### ARTICLE XI: IMPOSSIBILITY OF PERFORMANCE; ADAPTATION OF CONTRACT

1. To the extent that delivery is impossible, the Purchaser is entitled to claim damages, unless the Supplier is not responsible for the impossibility. The Purchaser's claim for damages is, however, limited to an amount of 10 % of the value of the part of the Supplies which, owing to the impossibility, cannot be put to the intended use. This limitation shall not apply in the case of liability based on intent, gross negligence or loss of life, bodily injury or damage to health; this does not imply a change in the burden of proof to the detriment of the Purchaser. The Purchaser's right to rescind the contract shall be unaffected.
2. Where events within the meaning of Article IV No. 2 (a) to (c) substantially change the economic importance or the contents of the Supplies or considerably affect the Supplier's business, the contract shall be adapted taking into account the principles

of reasonableness and good faith. To the extent this is not justifiable for economic reasons, the Supplier shall have the right to rescind the contract. The same applies if required export permits are not granted or cannot be used. If the Supplier intends to exercise its right to rescind the contract, it shall notify the aPurchaser thereof without undue delay after having realized the repercussions of the event; this shall also apply even where an extension of the delivery period has previously been agreed with the Purchaser.

#### ARTICLE XII: OTHER CLAIMS FOR DAMAGES

1. Unless otherwise provided for in the present GL, the Purchaser has no claim for damages based on whatever legal reason, including infringement of duties arising in connection with the contract or tort.
2. This does not apply if liability is based on: (a) the German Product Liability Act ("Produkthaftungsgesetz");  
(b) intent;  
(c) gross negligence on the part of the owners, legal representatives or executives;  
(d) fraud;  
(e) failure to comply with a guarantee granted;  
(f) negligent injury to life, limb or health; or

(g) negligent breach of a fundamental condition of contract ("wesentliche Vertragspflichten").

However, claims for damages arising from a breach of a fundamental condition of contract shall be limited to the foreseeable damage which is intrinsic to the contract, provided that no other of the above case applies.

3. The above provision does not imply a change in the burden of proof to the detriment of the Purchaser.

#### ARTIKEL XIII: VENUE AND APPLICABLE LAW

1. If the Purchaser is a businessman, sole venue for all disputes arising directly or indirectly out of the contract shall be the Supplier's place of business. However, the Supplier may also bring an action at the Purchaser's place of business.
2. This contract and its interpretation shall be governed by German law, to the exclusion of the United Nations Convention on contracts for the International Sale of Goods (CISG).

#### ARTICLE XIV: SEVERABILITY CLAUSE

The legal invalidity of one or more provisions of this Agreement in no way affects the validity of the remaining provisions. This shall not apply if it would be unreasonably onerous for one of the parties to be obligated to continue the contract.

# Software Clause

## FOR THE PROVISION OF STANDARD SOFTWARE FORMING AN INTEGRAL PART OF SUPPLIES

Supplementing and amending the "General Conditions for the supply of Products and Services of the Electrical and Electronics Industry" (GL)\*  
– as of April 2012 –



\* The original German text shall be the governing version.

### 1. Scope of application of the software clause

- (a) This Software Clause shall apply exclusively to the provision of standard software for a limited or unlimited period as a part of or in connection with the supply of related hardware (such software hereinafter referred to as "Software"), as well as to the entire Supplies, to the extent that a breach of contract or impairment of performance has its cause in the Software. Furthermore, hardware shall be solely subject to the conditions of the GL.
- (b) Firmware is not "Software" within the meaning of this Software Clause.
- (c) The GL shall apply to those matters as far as not specifically covered in this Software Clause.
- (d) The Supplier does not assume any obligation to perform software services by virtue of this Software Clause. Such services require a separate agreement.

### 2. Documentation

Article I No. 2 GL shall be supplemented as follows: The provision of documentation requires a separate agreement in writing. If documentation is to be provided, the term "Software" hereinafter shall also include the documentation.

### 3. Rights of use

Article I No. 3 GL shall be replaced as follows:

- (a) The Supplier grants the Purchaser the non-exclusive right of use to the Software. Provided that nothing to the contrary is agreed, the right of use applies in the country in which the hardware is supplied. The right of use is limited to the agreed period of time, in the absence of such agreement, the right of use shall be unlimited in time.
- (b) The following supplementary conditions shall apply where the right of use is subject to a time limit: The Purchaser may only use the software with the hardware specified in the contractual documentation (e.g. Software product certificate) or, in the absence of any such specification, with the relevant hardware supplied with the software. The use of the Software on any other device shall require the express prior written consent of the Supplier and shall, if used on a more powerful device, entitle the Supplier to claim an appropriate additional remuneration; this does not apply, however, to the extent and for the period in which the Purchaser uses a temporary substitute device within the agreed scope of use because of a defect in the agreed device.
- (c) Where the contract documents refer to more than one device, the Purchaser shall not install or use the Software provided on more than one of these devices simultaneously (Single License), to the extent that it has not been granted a Multiple License pursuant to No. 3 (j) below. Where more than one workplace exists for a specific device where the Software can be used independently, the Single License shall apply to only one workplace.
- (d) The Software shall exclusively be provided in machine readable format (object code).
- (e) The Purchaser shall be entitled to make only one copy of the Software, which may solely be used for back-up purposes (back-up copy). Any other duplication on the part of the Purchaser shall be allowed only subject to a Multiple License pursuant to No. 3 (j) below.
- (f) Save as provided for in Sec. 69 (e) (decompilation) of the German Copyright Act, the Purchaser shall not be entitled to modify, decompile, translate, or isolate parts of the Software. The Purchaser shall not remove alphanumeric or other identifiers from the data medium and shall transfer such identifiers unchanged to any backup copy.
- (g) The Supplier grants the Purchaser the right – which shall be revocable for good cause – to assign the right of use granted to it to a third party. However, the Purchaser to whom the Software has not been provided for commercial resale shall pass on the right of use to the Software to third parties only together with the device it has bought in combination with the Software from the Supplier. If the right of use is transferred to a third party, the Purchaser shall ensure that the right of use granted to the third party does not exceed the scope of rights to the Software granted to the Purchaser under this Agreement, and the Purchaser shall ensure that the third party shall be obliged to comply with at least the same obligations in relation to the Software as are imposed herein. When doing so, the Purchaser may not retain copies of the Software. The Purchaser shall not be entitled to grant sub-licenses. Where the Purchaser provides the Software to a third party, the Purchaser shall ensure that any existing export requirements are observed and shall release the Supplier from any obligations in this respect.
- (h) For software for which the Supplier only holds a derived right of use and which is

not Open Source Software (external software), in addition to and with priority over the conditions in this point 3, the conditions of use agreed between the Supplier and its licensor shall apply to the extent that they relate to the Purchaser (e.g. End User License Agreement); the Supplier shall inform the Purchaser of this and make the agreements available to the Purchaser on request.

- (i) For open source Software, the provisions of this No. 3 shall be superseded by the conditions of use underlying the open source Software. The Supplier shall only provide the Purchaser with the source code or make this available to the extent that this is required by the conditions of use for the open source Software. The Supplier shall make the Purchaser aware of the presence and the usage conditions of provided open source Software and make the conditions of use available to the Purchaser, or hand these over to the extent that this is required according to the conditions of use.
- (j) For the use of the Software on more than one device or simultaneously at more than one workplace, the Purchaser shall require a separate agreement on the right of use. The same shall apply if the Software is used in networks even if the Software is not copied for this purpose. With regard to the situations named above (hereinafter referred to as "Multiple License") the following provisions (aa) and (bb) shall apply in addition to and with priority over the provisions of this No. 3 (a) to (i):
  - (aa) A Multiple License requires that the Supplier expressly confirms in writing the number of admissible copies that the Purchaser may make of the Software provided and the number of devices and/or workplaces where the Software may be used. No. 3 (g) second sentence shall be applicable to Multiple Licenses provided that they may be transferred by the Purchaser to third parties only if transferred in their totality and together with all devices on which the use of the Software is allowed.
  - (bb) The Purchaser shall observe the duplication rules provided by the Supplier together with the Multiple License. The Purchaser shall keep records on the whereabouts of all copies made and submit them to the Supplier upon request.

### 4. Transfer of risk

Article V GL shall be supplemented as follows:

If the Software is provided via electronic communication media (e.g. via the internet) the risk shall transfer when the Software leaves the sphere of influence of the Supplier (e.g. when making a download).

### 5. Additional obligations to co-operate on the part of the Purchaser and liability

Article VI GL shall be supplemented as follows:

The Purchaser shall take all required and reasonable measures to prevent or limit damage attributable to the Software. In particular, the Purchaser shall make regular back-up copies of the programs and data. To the extent the Purchaser negligently breaches this obligation, the Supplier shall not be liable for any consequences arising therefrom; this shall apply in particular to the replacement of lost or damaged data or programs. The above provision does not imply a change in the burden of proof.

### 6. Defects as to quality ("the defects")

In the case of Software provided for an unlimited period of time, Article VIII GL shall be replaced by the following:

- (a) Claims based on Defects of the Software are subject to a statute of limitations of 12 months. This provision shall not apply where longer periods are prescribed by law according to Sec. 438 para. 1 No. 2 (buildings and items used for a building), Sec. 479 para. 1 (right of recourse), and Sec. 634 para. 1 No. 2 (defects of a building) German Civil Code ("BGB"), as well as in cases of culpable loss of life, bodily injury or damage to health, or where the Supplier intentionally or as a result of gross negligence fails to fulfil its obligation or fraudulently conceals a Defect, and in the event of non-compliance with the guarantee of quality. The statute of limitations commences upon the transfer of risk to the Purchaser. The legal provisions regarding suspension of the statute of limitations ("Ablaufhemmung", "Hemmung") and recommencement of limitation periods remain unaffected.
- (b) Software is considered to be defective only if the Purchaser can prove that there are reproducible deviations from the specifications. A Defect shall not be deemed to exist if it does not manifest itself in the latest version supplied to the Purchaser, and the use thereof by Purchaser can reasonably be required.
- (c) Notification of Defects from the Purchaser shall be given in writing without undue delay. Defects and the relevant data processing environment shall be described as precisely as possible therein.

(d) Claims based on Defects do not exist in the cases of any of the following

- insignificant deviations from the agreed characteristics,
- only minor impairment of usability,
- damage from faulty or negligent handling,
- damage from particular external influences not assumed under the contract,
- modifications or extensions made by the Purchaser or third parties, and any consequences resulting therefrom,
- incompatibility of the Software provided with the data processing environment of the Purchaser.

(e) In the case of defective Software, the Supplier shall be first given the opportunity to repair or replace the Software ("Nacherfüllung") within a reasonable period of time. The Supplier shall be entitled to choose between repair and replacement.

(f) Unless the Supplier chooses otherwise, the Supplier will correct the Defect in the Software as follows:

(aa) The Supplier will provide a replacement by way of an update or an upgrade of the Software if available to the Supplier or obtainable with reasonable efforts by the Supplier. If the Purchaser has been granted a Multiple License by the Supplier, it may make a corresponding number of copies of the update, or, as the case may be, upgrade.

(bb) Until an update, or, as the case may be, upgrade is provided, the Supplier will make available to the Purchaser an interim solution bypassing the Defect, provided that this does not result in unreasonable expenditures and that the Purchaser would otherwise, due to the Defect, be unable to complete work that cannot be delayed.

(cc) If a data medium or documentation supplied proves to be defective, the Purchaser's right shall be limited to demanding that the Supplier replace it with a non-defective version.

(dd) The Supplier shall have the right to choose whether it corrects the Defect at the location of the Purchaser or at its own location. If the Supplier chooses to correct the Defect at the Purchaser's location, the Purchaser shall assure that the required hardware and software as well as the required operating conditions (including the required computing time) and qualified operating personnel are available. The Purchaser shall submit to the Supplier the documents and information available to it and required for Defect correction.

(ee) The Purchaser shall enable remote maintenance access at the request of the Supplier.

(g) If the Defect cannot be corrected, the Purchaser shall be entitled to rescind the contract or reduce the remuneration, irrespective of any claims for damages it may have according to Article XII GL.

(h) Upon notification of a Defect, the Purchaser may withhold payments to a reasonable extent taking into account the Defect involved. The Purchaser, however, may withhold payments only if the subject-matter of the notification is justified beyond doubt. Notification without cause shall entitle the Supplier to reimbursement of its expenses by the Purchaser.

(i) Claims for damages shall furthermore be subject to Article XII GL. Any other Defect claims or Defect claims beyond those regulated in this No. 6 by the Purchaser against the Supplier or its agents shall be excluded.

(2) In the case of Software provided for a limited period of time, Article VIII GL shall be replaced by the following:

(a) Software is considered to be defective only if the Purchaser can prove that there are reproducible deviations from the specifications. A Defect shall not be deemed to exist if it does not manifest itself in the latest version supplied to the Purchaser, and the use thereof by Purchaser can reasonably be required.

(b) Notification of Defects from the Purchaser shall be given in writing without undue delay. Defects and the relevant data processing environment shall be described as precisely as possible therein.

(c) Claims based on Defects do not exist in the cases of any of the following

- insignificant deviations from the agreed characteristics,
- only minor impairment of usability,
- damage from faulty or negligent handling,
- damage from particular external influences not assumed under the contract,
- modifications or extensions made by the Purchaser or third parties, and any consequences resulting therefrom,
- incompatibility of the Software provided with the data processing environment of the Purchaser.

(d) In the case of defective Software, the Supplier shall be first given the opportunity to repair or replace the Software ("Nacherfüllung") within a reasonable period of time. The Supplier shall be entitled to choose between repair and replacement.

(e) Unless the Supplier chooses otherwise, the Supplier will correct the Defect in the Software as follows:

(aa) The Supplier will provide a replacement by way of an update or an upgrade of the

Software if available to the Supplier or obtainable with reasonable efforts by the Supplier. If the Purchaser has been granted a Multiple License by the Supplier, it may make a corresponding number of copies of the update, or, as the case may be, upgrade.

(bb) Until an update, or, as the case may be, upgrade is provided, the Supplier will make available to the Purchaser an interim solution bypassing the Defect, provided that this does not result in unreasonable expenditures and that the Purchaser would otherwise, due to the Defect, be unable to complete work that cannot be delayed.

(cc) If a data medium or documentation supplied proves to be defective, the Purchaser's right shall be limited to demanding that the Supplier replace it with a non-defective version.

(dd) The Supplier shall have the right to choose whether it corrects the Defect at the location of the Purchaser or at its own location. If the Supplier chooses to correct the Defect at the Purchaser's location, the Purchaser shall assure that the required hardware and software as well as the required operating conditions (including the required computing time) and qualified operating personnel are available. The Purchaser shall submit to the Supplier the documents and information available to it and required for Defect correction.

(ee) The Purchaser shall enable remote maintenance access at the request of the Supplier.

(f) If the Defect cannot be corrected, the Purchaser shall be entitled to rescind the contract without notice or reduce the remuneration, irrespective of any claims for damages it may have according to Article XII GL.

(g) Claims for damages shall furthermore be subject to Article XII GL. Any other Defect claims or Defect claims beyond those regulated in this No. 6 by the Purchaser against the Supplier or its agents shall be excluded.

## 7. Industrial property rights and copyright; defects in title

Article IX GL shall be replaced as follows:

Unless otherwise agreed, the Supplier shall provide the Supplies free from third parties' industrial property rights and copyrights (hereinafter referred to as "IPR") with respect to the country of the place of delivery only. If a third party asserts a justified claim against the Purchaser based on an infringement of an IPR by the Supplies made by the Supplier and used in conformity with the contract, the Supplier shall be liable to the Purchaser – in the case of Software provided for an unlimited time period within the contractual limitation period stipulated for Defects; in the case of Software provided for a limited time period within the statutory limitation period – as follows:

(a) At its discretion and at its cost, the Supplier shall either obtain a right of use for the relevant Supplies, amend the Supplies so that they do not infringe the IPR, or replace the Supplies. If it is not possible for the Supplier to do this under reasonable conditions, the Purchaser shall be entitled to the statutory rights of withdrawal or to reduce the price.

(b) Other than this, the Supplier's obligation to provide compensation shall be based on article XII GL.

(c) The Supplier's obligations listed above shall only exist if the Purchaser informs the Supplier immediately and in writing about the claims made by the third party, does not acknowledge that there is an infringement and if all defence measures and settlement negotiations are reserved for the Supplier. If the Purchaser ceases the use of the Supplies for reasons relating to mitigating losses or other important reasons then it is obliged to inform the third party that the cessation of use does not involve an acknowledgement that an IPR has been infringed.

(2) Claims from the Purchaser are excluded if it is responsible for the infringement of an IPR.

(3) Claims from the Purchaser are also excluded if the infringement of the IPR is caused by special requirements from the Purchaser, by an application that could not have been anticipated by the Supplier or are caused by the Supplies being amended by the Purchaser or being used with products not supplied by the Supplier.

(4) In addition, with respect to claims by the Purchaser pursuant to Point 7 No. 1 (a) above, No. 6 para. 1 lit. (h) and (e) first sentence shall apply accordingly in the event of an infringement of an IPR.

(5) The provisions of No. 6 shall apply where other defects in title occur.

(6) Any other claims due to defects in title or claims due to defects in title beyond those regulated in this No. 7 by the Purchaser against the Supplier or its agents shall be excluded.

# Index of article numbers

09100110	106	09116820	31	09125945	19	09134909	15	09137901	11
09100112	106	09116895	39	09125983	43	09134921	18	09137902	25
09100113	106	09116902	25	09125984	37	09134922	28	09137905	13
09100114	106	09116906	27	09125995	41	09134945	19	09137906	27
09100115	106	09116909	15	09125998	34	09134983	43	09137909	15
09100141	106	09116983	43			09134984	37	09137921	18
09100143	106	09116984	37	09126009	21	09134995	41	09137922	28
09100150	124	09116995	41	09126010	20	09134998	34	09137938	29
09100151	124	09116998	34	09126020	30			09137945	19
09100152	124			09126595	40	09135020	30	09137961	18
		09117020	30	09126596	38	09135595	40	09137962	29
09112601	10	09117601	10	09126598	33	09135596	38	09137963	18
09112602	24	09117602	24	09126601	10	09135598	33	09137964	29
09112621	17	09117609	14	09126602	24	09135601	10	09137966	29
09112901	11	09117621	17	09126609	14	09135602	24	09137982	36
09112902	25	09117820	31	09126621	17	09135605	12	09137984	37
09112921	18	09117906	27	09126809	21	09135606	26	09137998	34
09112945	19	09117909	15	09126810	20	09135609	14	09137999	35
		09117984	37	09126820	31	09135621	17		
09114009	21	09117998	34	09126895	39	09135820	31	09138905	13
09114010	20			09126901	11	09135895	39		
09114020	30	09122601	10	09126902	25	09135901	11	09144009	21
09114595	40	09122602	24	09126906	27	09135902	25	09144010	20
09114596	38	09122621	17	09126909	15	09135905	13	09144020	30
09114598	33	09122901	11	09126921	18	09135906	27	09144595	40
09114601	10	09122902	25	09126945	19	09135909	15	09144596	38
09114602	24	09122921	18	09126983	43	09135921	18	09144598	33
09114609	14	09122945	19	09126984	37	09135945	19	09144601	10
09114621	17			09126995	41	09135983	43	09144602	24
09114638	28	09124009	21	09126998	34	09135984	37	09144609	14
09114809	21	09124010	20			09135995	41	09144621	17
09114810	20	09124018	16	09127020	30	09135998	34	09144809	21
09114820	31	09124020	30	09127601	10			09144810	20
09114841	22	09124595	40	09127602	24	09136009	21	09144814	32
09114861	38	09124596	38	09127609	14	09136010	20	09144814HD	32
09114889	40	09124598	33	09127621	17	09136015	22	09144818	16
09114892	35	09124601	10	09127820	31	09136020	30	09144820	31
09114895	39	09124602	24	09127901	11	09136595	40	09144841	22
09114901	11	09124609	14	09127902	25	09136596	38	09144846	32
09114902	25	09124621	17	09127906	27	09136598	33	09144861	38
09114909	15	09124638	28	09127909	15	09136601	10	09144889	40
09114921	18	09124809	21	09127921	18	09136602	24	09144892	35
09114922	28	09124810	20	09127945	19	09136605	12	09144895	39
09114945	19	09124814	32	09127984	37	09136606	26	09144901	11
09114983	43	09124814HD	32	09127998	34	09136609	14	09144902	25
09114984	37	09124820	31			09136621	17	09144909	15
09114995	41	09124841	22	09132601	10	09136632	24	09144921	18
09114998	34	09124861	38	09132602	24	09136809	21	09144922	28
		09124889	40	09132621	17	09136810	20	09144945	19
09115020	30	09124892	35			09136815	22	09144983	43
09115595	40	09124895	39	09134009	21	09136820	31	09144984	37
09115596	38	09124901	11	09134010	20	09136895	39	09144995	41
09115598	33	09124902	25	09134018	16	09136901	11	09144998	34
09115601	10	09124909	15	09134020	30	09136902	25		
09115602	24	09124921	18	09134046	32	09136905	13	09145020	30
09115609	14	09124922	28	09134595	40	09136906	27	09145595	40
09115621	17	09124938	29	09134596	38	09136909	15	09145596	38
09115820	31	09124945	19	09134598	33	09136921	18	09145598	33
09115895	39	09124983	43	09134601	10	09136922	28	09145601	10
09115902	25	09124984	37	09134602	24	09136945	19	09145602	24
09115906	27	09124995	41	09134609	14	09136979	42	09145605	12
09115909	15	09124998	34	09134621	17	09136982	36	09145606	26
09115983	43			09134622	28	09136983	43	09145609	14
09115984	37	09125020	30	09134632	24	09136984	37	09145621	17
09115995	41	09125595	40	09134638	28	09136995	41	09145820	31
09115998	34	09125596	38	09134809	21	09136998	34	09145895	39
		09125598	33	09134810	20	09136999	35	09145901	11
09116009	21	09125601	10	09134814	32			09145902	25
09116010	20	09125602	24	09134814HD	32	09137015	22	09145905	13
09116020	30	09125609	14	09134818	16	09137020	30	09145906	27
09116595	40	09125621	17	09134820	31	09137601	10	09145909	15
09116596	38	09125820	31	09134841	22	09137602	24	09145921	18
09116598	33	09125895	39	09134861	38	09137605	12	09145945	19
09116601	10	09125901	11	09134889	40	09137606	26	09145983	43
09116602	24	09125902	25	09134892	35	09137609	14	09145984	37
09116606	26	09125906	27	09134895	39	09137621	17	09145995	41
09116609	14	09125909	15	09134901	11	09137815	22	09145998	34
09116621	17	09125921	18	09134902	25	09137820	31		

Article No.	Page	Article No.	Page	Article No.	Page	Article No.	Page	Article No.	Page
09146009	21	09154901	11	09157909	15	09166922	28	09175921	18
09146010	20	09154902	25	09157921	18	09166945	19	09175945	19
09146015	22	09154909	15	09157944	27	09166979	42	09175983	43
09146020	30	09154921	18	09157945	19	09166982	36	09175984	37
09146595	40	09154922	28	09157982	36	09166983	43	09175995	41
09146596	38	09154945	19	09157984	37	09166984	37	09175998	34
09146598	33	09154983	43	09157998	34	09166995	41		
09146601	10	09154984	37	09157999	35	09166998	34	09176020	30
09146602	24	09154995	41			09166999	35	09176095	39
09146605	12	09154998	34	09158905	13			09176601	10
09146606	26			09158906	27	09167020	30	09176602	24
09146609	14	09155020	30			09167601	10	09176605	12
09146621	17	09155595	40	09164020	30	09167602	24	09176606	26
09146809	21	09155596	38	09164095	39	09167605	12	09176609	14
09146810	20	09155598	33	09164601	10	09167606	26	09176621	17
09146815	22	09155601	10	09164602	24	09167609	14	09176695	41
09146820	31	09155602	24	09164609	14	09167621	17	09176698	33
09146895	39	09155605	12	09164621	17	09167698	33	09176820	31
09146901	11	09155606	26	09164622	28	09167820	31	09176895	39
09146902	25	09155609	14	09164695	41	09167901	11	09176901	11
09146905	13	09155621	17	09164698	33	09167902	25	09176902	25
09146906	27	09155820	31	09164781	60	09167905	13	09176905	13
09146909	15	09155895	39	09164783	61	09167906	27	09176906	27
09146921	18	09155901	11	09164784	60	09167909	15	09176909	15
09146922	28	09155902	25	09164820	31	09167921	18	09176921	18
09146945	19	09155905	13	09164861	38	09167945	19	09176945	19
09146979	42	09155906	27	09164895	39	09167982	36	09176979	42
09146982	36	09155909	15	09164901	11	09167984	37	09176982	36
09146983	43	09155921	18	09164902	25	09167998	34	09176983	43
09146984	37	09155945	19	09164909	15	09167999	35	09176984	37
09146995	41	09155983	43	09164921	18			09176995	41
09146998	34	09155984	37	09164922	28	09168905	13	09176998	34
09146999	35	09155995	41	09164945	19	09168906	27	09176999	35
		09155998	34	09164983	43				
09147015	22			09164984	37	09169781	60	09177020	30
09147020	30	09156009	21	09164995	41	09169783	61	09177601	10
09147601	10	09156010	20	09164998	34	09169784	60	09177602	24
09147602	24	09156015	22					09177605	12
09147605	12	09156020	30	09165020	30	09174020	30	09177606	26
09147606	26	09156595	40	09165095	39	09174095	39	09177609	14
09147609	14	09156596	38	09165601	10	09174601	10	09177621	17
09147621	17	09156598	33	09165602	24	09174602	24	09177698	33
09147815	22	09156601	10	09165605	12	09174609	14	09177820	31
09147820	31	09156602	24	09165606	26	09174621	17	09177901	11
09147901	11	09156605	12	09165609	14	09174695	41	09177902	25
09147902	25	09156606	26	09165621	17	09174698	33	09177905	13
09147905	13	09156609	14	09165695	41	09174781	60	09177906	27
09147906	27	09156621	17	09165698	33	09174783	61	09177909	15
09147909	15	09156820	31	09165820	31	09174784	60	09177921	18
09147921	18	09156892	35	09165895	39	09174820	31	09177945	19
09147922	28	09156895	39	09165901	11	09174861	38	09177982	36
09147944	27	09156901	11	09165902	25	09174895	39	09177984	37
09147945	19	09156902	25	09165905	13	09174901	11	09177998	34
09147961	18	09156905	13	09165906	27	09174902	25	09177999	35
09147962	29	09156906	27	09165909	15	09174909	15		
09147966	29	09156909	15	09165921	18	09174921	18	09178905	13
09147982	36	09156921	18	09165945	19	09174922	28	09178906	27
09147984	37	09156944	27	09165983	43	09174945	19		
09147998	34	09156945	19	09165984	37	09174983	43	09179781	60
09147999	35	09156979	42	09165995	41	09174984	37	09179783	61
		09156982	36	09165998	34	09174995	41	09179784	60
09148905	13	09156983	43			09174998	34		
		09156984	37	09166020	30			09184774	61
09154009	21	09156995	41	09166095	39	09175020	30	09184781	60
09154010	20	09156998	34	09166601	10	09175095	39	09184783	61
09154020	30	09156999	35	09166602	24	09175601	10	09184784	60
09154595	40			09166605	12	09175602	24		
09154596	38	09157015	22	09166606	26	09175605	12	09189781	60
09154598	33	09157020	30	09166609	14	09175606	26	09189783	61
09154601	10	09157601	10	09166621	17	09175609	14	09189784	60
09154602	24	09157602	24	09166695	41	09175621	17		
09154609	14	09157605	12	09166698	33	09175695	41	09200011	123
09154621	17	09157606	26	09166820	31	09175698	33	09200012	123
09154814	32	09157609	14	09166895	39	09175820	31	09200021	124
09154814HD	32	09157621	17	09166901	11	09175895	39	09200028	124
09154818	16	09157820	31	09166902	25	09175901	11	09200030	123
09154820	31	09157901	11	09166905	13	09175902	25	09200031	123
09154861	38	09157902	25	09166906	27	09175905	13	09200040	123
09154892	35	09157905	13	09166909	15	09175906	27	09200060	124
09154895	39	09157906	27	09166921	18	09175909	15	09200080	123



Article No.	Page	Article No.	Page	Article No.	Page	Article No.	Page	Article No.	Page
09200081	123			09800035	115	09823220	102	09832227	104
09200082	123	09 <b>324</b> 636	44	09800037	116	09823221	102	09832228	104
09200083	123					09823222	102	09832229	104
09200090	125	09 <b>325</b> 739	44	09 <b>821</b> 105	99	09823223	102		
09200091	125			09821107	99	09823224	102	09 <b>841</b> 005	94
09200092	125	09 <b>340</b> 250	62	09821113	99	09823227	102	09841007	94
09200093	125	09340320	62	09821115	99	09823228	102	09841013	94
09200100	123	09340321	62	09821117	99	09823229	102	09841015	94
09200101	123	09340322	62	09821119	99			09841017	94
09200102	123	09340323	62	09821120	99	09 <b>824</b> 105	100	09841019	94
09200103	123	09340350	62	09821121	99	09824107	100	09841020	94
09200110	125			09821122	99	09824113	100	09841021	94
09200111	125	09 <b>342</b> 621	62	09821123	99	09824115	100	09841022	94
09200112	125	09342631	62	09821124	99	09824117	100	09841023	94
09200113	125	09342641	62	09821127	99	09824119	100	09841024	94
		09342651	62	09821128	99	09824120	100	09841027	94
09 <b>204</b> 774	61			09821129	99	09824121	100	09841028	94
09204781	60	09 <b>344</b> 622	62	09821205	101	09824122	100	09841029	94
09204783	61	09344632	62	09821207	101	09824123	100	09841105	96
09204784	60	09344642	62	09821213	101	09824124	100	09841107	96
		09344937	62	09821215	101	09824127	100	09841113	96
09 <b>209</b> 774	61	09344947	62	09821217	101	09824128	100	09841115	96
09209781	60			09821219	101	09824129	100	09841117	96
09209783	61	09 <b>352</b> 011	124	09821220	101	09824205	102	09841119	96
09209784	60	09352050	120	09821221	101	09824207	102	09841120	96
		09352052	120	09821222	101	09824213	102	09841121	96
09 <b>214</b> 781	60	09352056	120	09821223	101	09824215	102	09841122	96
09214783	61	09352057	120	09821224	101	09824217	102	09841123	96
09214784	60			09821227	101	09824219	102	09841124	96
		09 <b>421</b> 501	22	09821228	101	09824220	102	09841127	96
09 <b>219</b> 774	61	09421502	23	09821229	101	09824221	102	09841128	96
09219781	60	09421503	23			09824222	102	09841129	96
09219783	61	09421504	23	09 <b>822</b> 105	99	09824223	102	09841205	97
09219784	60			09822107	99	09824224	102	09841213	97
		09 <b>431</b> 502	23	09822113	99	09824227	102	09841215	97
09 <b>300</b> 008	125	09431504	23	09822117	99	09824228	102	09841217	97
09300014	125			09822119	99	09824229	102	09841219	97
09300049	125	09 <b>432</b> 502	23	09822120	99			09841220	97
09300081	124	09432504	23	09822121	99	09 <b>831</b> 113	103	09841221	97
09300082	124			09822122	99	09831115	103	09841222	97
		09 <b>441</b> 502	23	09822123	99	09831117	103	09841223	97
09 <b>310</b> 133	44	09441504	23	09822124	99	09831119	103	09841224	97
				09822127	99	09831121	103	09841227	97
09 <b>311</b> 232	45	09 <b>442</b> 502	23	09822128	99	09831122	103	09841228	97
		09442504	23	09822129	99	09831123	103	09841229	97
09 <b>312</b> 133	44			09822205	101	09831124	103		
		09 <b>500</b> 028	121	09822207	101	09831127	103	09 <b>842</b> 005	94
09 <b>313</b> 211	44	09500029	120	09822213	101	09831128	103	09842007	94
09313232	45	09500040	118	09822215	101	09831129	103	09842013	94
09314133	44	09500041	118	09822217	101	09831213	103	09842015	94
		09500042	118	09822219	101	09831215	103	09842017	94
09 <b>315</b> 133	44	09500043	118	09822220	101	09831217	103	09842019	94
09315211	44	09500044	119	09822221	101	09831219	103	09842020	94
09315232	45	09500046	118	09822222	101	09831221	103	09842021	94
		09500047	118	09822223	101	09831222	103	09842022	94
09 <b>316</b> 232	45	09500048	119	09822224	101	09831223	103	09842023	94
		09500049	128	09822227	101	09831224	103	09842024	94
09 <b>317</b> 133	44	09500110	118	09822228	101	09831227	103	09842027	94
09317211	44	09500121	118	09822229	101	09831228	103	09842028	94
09317232	45	09500152	121			09831229	103	09842029	94
		09500153	114	09 <b>823</b> 105	100			09842105	96
09 <b>318</b> 133	44	09500203	121	09823107	100	09 <b>832</b> 113	103	09842107	96
09318232	45	09500206	122	09823113	100	09832115	103	09842113	96
		09500207	122	09823115	100	09832117	103	09842115	96
09 <b>319</b> 333	44	09500208	122	09823117	100	09832119	103	09842117	96
		09500212	129	09823119	100	09832121	103	09842119	96
09 <b>320</b> 333	44	09500224	121	09823120	100	09832122	103	09842120	96
09320334	44	09500226	121	09823121	100	09832123	103	09842121	96
		09500227	121	09823122	100	09832124	103	09842122	96
09 <b>321</b> 333	44	09500230	121	09823123	100	09832127	103	09842123	96
09321334	44	09500243	121	09823124	100	09832128	103	09842124	96
09321343	44			09823127	100	09832129	103	09842127	96
09321435	44	09 <b>700</b> 006	128	09823128	100	09832213	104	09842128	96
		09700007	128	09823129	100	09832215	104	09842129	96
09 <b>322</b> 435	44	09700108	118	09823205	102	09832217	104	09842205	98
09322436	44			09823207	102	09832219	104	09842207	98
09322446	44	09 <b>800</b> 031	116	09823213	102	09832221	104	09842213	98
		09800032	116	09823215	102	09832222	104	09842215	98
09 <b>323</b> 538	44	09800033	115	09823217	102	09832223	104	09842217	98
09323547	44	09800034	115	09823219	102	09832224	104	09842219	98

Article No.	Page	Article No.	Page	Article No.	Page	Article No.	Page	Article No.	Page
09842220	98	09 <b>912</b> 013	67	09914265	66	09915837	46	09916131	72
09842221	98	09912073	67	09914266	66	09915838	46	09916132	72
09842222	98	09912077	67	09914289	66	09915839	46	09916133	72
09842223	98	09912079	67	09914291	66			09916134	72
09842224	98	09912081	67	09914292	66	09 <b>916</b> 011	70	09916135	72
09842227	98	09912083	67	09914293	66	09916012	70	09916136	72
09842228	98	09912084	67	09914294	66	09916013	70	09916137	72
09842229	98	09912085	67	09914295	66	09916014	70	09916138	72
		09912086	67	09914319	66	09916015	70	09916139	72
09 <b>843</b> 005	95	09912193	67	09914321	66	09916016	70	09916140	72
09843007	95	09912253	68	09914322	66	09916017	70	09916141	72
09843013	95	09912257	68	09914323	66	09916018	70	09916142	72
09843015	95	09912259	68	09914324	66	09916019	70	09916143	72
09843017	95	09912261	68	09914325	66	09916020	70	09916144	72
09843019	95	09912263	68	09914326	66	09916021	70	09916145	72
09843020	95	09912264	68	09914353	67	09916022	70	09916146	72
09843021	95	09912265	68	09914354	67	09916023	70	09916147	72
09843022	95	09912266	68	09914355	67	09916024	70	09916148	72
09843023	95			09914356	67	09916025	70	09916149	72
09843024	95	09 <b>913</b> 993	123			09916026	70	09916161	72
09843027	95	09913996	123	09 <b>915</b> 021	105	09916027	70	09916162	72
09843028	95	09913997	123	09915022	105	09916028	70	09916163	72
09843029	95			09915023	105	09916029	70	09916164	72
09843105	97	09 <b>914</b> 019	63	09915024	105	09916041	70	09916165	72
09843107	97	09914021	63	09915025	105	09916042	70	09916166	72
09843113	97	09914022	63	09915026	105	09916043	70	09916167	72
09843115	97	09914023	63	09915027	105	09916044	70	09916168	72
09843117	97	09914024	63	09915028	105	09916045	70	09916169	72
09843119	97	09914025	63	09915029	105	09916046	70	09916170	72
09843120	97	09914026	63	09915030	105	09916047	70	09916171	72
09843121	97	09914049	63	09915031	105	09916048	70	09916172	72
09843122	97	09914051	63	09915032	105	09916049	70	09916173	72
09843123	97	09914052	63	09915033	105	09916050	70	09916174	72
09843124	97	09914053	63	09915034	105	09916051	70	09916175	72
09843127	97	09914054	63	09915035	105	09916052	70	09916176	72
09843128	97	09914055	63	09915036	105	09916053	70	09916177	72
09843129	97	09914056	63	09915037	105	09916054	70	09916178	72
09843205	98	09914079	64	09915038	105	09916055	70	09916179	72
09843207	98	09914081	64	09915070	105	09916056	70	09916188	73
09843213	98	09914082	64	09915071	105	09916057	70	09916189	73
09843215	98	09914083	64	09915072	105	09916058	70	09916190	73
09843217	98	09914084	64	09915073	105	09916059	70	09916191	73
09843219	98	09914085	64	09915074	105	09916071	71	09916192	73
09843220	98	09914086	64	09915075	105	09916072	71	09916193	73
09843221	98	09914109	64	09915076	105	09916073	71	09916194	73
09843222	98	09914111	64	09915077	105	09916074	71	09916195	73
09843223	98	09914112	64	09915078	105	09916075	71	09916196	73
09843224	98	09914113	64	09915079	105	09916076	71	09916197	73
09843227	98	09914114	64	09915080	105	09916077	71	09916198	73
09843228	98	09914115	64	09915081	105	09916078	71	09916199	73
09843229	98	09914116	64	09915082	105	09916079	71	09916200	73
		09914139	64	09915083	105	09916080	71	09916201	73
09 <b>844</b> 005	95	09914141	64	09915084	105	09916081	71	09916202	73
09844007	95	09914142	64	09915085	105	09916082	71	09916203	73
09844013	95	09914143	64	09915086	123	09916083	71	09916204	73
09844015	95	09914144	64	09915087	125	09916084	71	09916205	73
09844017	95	09914145	64	09915811	46	09916085	71	09916206	73
09844019	95	09914146	64	09915812	46	09916086	71	09916207	73
09844020	95	09914171	65	09915813	46	09916087	71	09916208	73
09844021	95	09914173	65	09915814	46	09916088	71	09916209	73
09844022	95	09914174	65	09915815	46	09916089	71	09916218	74
09844023	95	09914199	65	09915816	46	09916101	71	09916219	74
09844024	95	09914201	65	09915817	46	09916102	71	09916220	74
09844027	95	09914202	65	09915818	46	09916103	71	09916221	74
09844028	95	09914203	65	09915819	46	09916104	71	09916222	74
09844029	95	09914204	65	09915821	46	09916105	71	09916223	74
		09914205	65	09915822	46	09916106	71	09916224	74
09 <b>860</b> 100	93	09914206	65	09915823	46	09916107	71	09916225	74
09860101	93	09914229	65	09915824	46	09916108	71	09916226	74
09860102	93	09914231	65	09915825	46	09916109	71	09916227	74
		09914232	65	09915826	46	09916110	71	09916228	74
09 <b>900</b> 001	111	09914233	65	09915827	46	09916111	71	09916229	74
09900002	111	09914234	65	09915828	46	09916112	71	09916230	74
09900003	111	09914235	65	09915829	46	09916113	71	09916231	74
09900004	111	09914236	65	09915831	46	09916114	71	09916232	74
09900005	111	09914259	66	09915832	46	09916115	71	09916233	74
09900006	111	09914261	66	09915833	46	09916116	71	09916234	74
09900007	111	09914262	66	09915834	46	09916117	71	09916235	74
09900008	111	09914263	66	09915835	46	09916118	71	09916236	74
		09914264	66	09915836	46	09916119	71	09916237	74



Article No.	Page	Article No.	Page	Article No.	Page	Article No.	Page	Article No.	Page
09916826	93	09920156	108	09932126	45	09948134	51	09948327	59
09916827	93	09920157	108	09932127	45	09948135	51	09948331	59
09916828	93	09920158	107	09932134	45	09948136	51	09948332	59
09916829	93	09920159	108	09932135	45	09948137	51	09948333	59
09916830	93	09920160	126	09932136	45	09948151	51	09948334	59
09916831	93	09920164	107	09932137	45	09948152	51	09948335	59
09916832	93	09920165	107	09932144	45	09948153	51	09948336	59
09916833	93	09920166	107	09932154	45	09948154	51	09948337	59
09916834	93	09920171	107	09932304	49	09948155	51	09948351	59
09916835	93	09920172	107	09932306	49	09948156	51	09948352	59
09916836	93	09920173	107	09932308	49	09948157	51	09948353	59
		09920174	107	09932324	49	09948171	51	09948354	59
<b>09917019</b>	68	09920175	107	09932326	49	09948172	51	09948355	59
09917021	68	09920176	107	09932328	49	09948173	51	09948356	59
09917022	68	09920177	107	09932404	47	09948174	51	09948357	59
09917023	68	09920178	107	09932406	47	09948175	51	09948371	59
09917024	68	09920179	107	09932407	47	09948176	51	09948372	59
09917109	68	09920182	107	09932408	47	09948177	51	09948373	59
09917111	68	09920183	107	09932424	47	09948201	55	09948374	59
09917112	68	09920184	107	09932426	47	09948202	55	09948375	59
09917113	68	09920185	107	09932427	47	09948203	55	09948376	59
09917114	68	09920186	126	09932428	47	09948204	55	09948377	59
09917199	69	09920187	107			09948205	55		
09917201	69	09920190	107	<b>09945101</b>	47	09948206	55	<b>09949101</b>	50
09917202	69	09920286	108	09945102	47	09948207	55	09949102	50
09917203	69	09920287	108	09945103	47	09948211	55	09949103	50
09917204	69	09920300	108	09945104	47	09948212	55	09949104	50
09917289	69	09920301	108	09945105	47	09948213	55	09949105	50
09917291	69	09920302	107	09945106	47	09948214	55	09949106	50
09917292	69	09920303	107	09945107	47	09948215	55	09949107	50
09917293	69	09920304	108	09945108	47	09948216	55	09949111	50
09917294	69	09920310	108	09945111	47	09948217	55	09949112	50
09917983	123	09920311	108	09945112	47	09948221	55	09949113	50
09917984	123	09920312	108	09945113	47	09948222	55	09949114	50
09917985	123	09920313	108	09945114	47	09948223	55	09949115	50
09917986	123	09920314	108	09945115	47	09948224	55	09949116	50
09917987	123	09920315	108	09945116	47	09948225	55	09949117	50
09917988	123			09945117	47	09948226	55	09949121	50
09917989	123	<b>09921001</b>	119	09945118	47	09948227	55	09949122	50
09917990	125	09921002	119	09945121	47	09948231	55	09949123	50
09917991	125	09921003	119	09945122	47	09948232	55	09949124	50
09917992	125	09921004	119	09945123	47	09948233	55	09949125	50
09917993	125	09921005	119	09945124	47	09948234	55	09949126	50
09917994	125	09921006	119	09945125	47	09948235	55	09949127	50
09917995	125	09921007	119	09945126	47	09948236	55	09949131	50
		09921008	119	09945127	47	09948237	55	09949132	50
<b>09920087</b>	126	09921009	119	09945128	47	09948251	55	09949133	50
09920093	126	09921010	128	09945131	47	09948252	55	09949134	50
09920094	126	09921019	119	09945132	47	09948253	55	09949135	50
09920095	126	09921053	119	09945133	47	09948254	55	09949136	50
09920096	126	09921056	119	09945134	47	09948255	55	09949137	50
09920097	126	09921059	119	09945135	47	09948256	55	09949141	50
09920098	126	09921060	119	09945136	47	09948257	55	09949142	50
09920099	126	09921061	119	09945137	47	09948271	55	09949143	50
09920102	126	09921062	119	09945138	47	09948272	55	09949144	50
09920103	126	09921063	119			09948273	55	09949145	50
09920104	126	09921070	120	<b>09948101</b>	51	09948274	55	09949146	50
09920110	107	09921071	120	09948102	51	09948275	55	09949147	50
09920111	107	09921072	120	09948103	51	09948276	55	09949161	50
09920112	107			09948104	51	09948277	55	09949162	50
09920114	107	<b>09931300</b>	44	09948105	51	09948301	59	09949163	50
09920115	107	09931301	44	09948106	51	09948302	59	09949164	50
09920118	107	09931302	44	09948107	51	09948303	59	09949165	50
09920119	107			09948111	51	09948304	59	09949166	50
09920122	107	<b>09932101</b>	45	09948112	51	09948305	59	09949167	50
09920123	107	09932102	45	09948113	51	09948306	59	09949201	54
09920125	107	09932103	45	09948114	51	09948307	59	09949202	54
09920126	107	09932104	45	09948115	51	09948311	59	09949203	54
09920127	108	09932105	45	09948116	51	09948312	59	09949204	54
09920128	108	09932106	45	09948117	51	09948313	59	09949205	54
09920130	109	09932107	45	09948121	51	09948314	59	09949206	54
09920131	109	09932114	45	09948122	51	09948315	59	09949207	54
09920132	109	09932115	45	09948123	51	09948316	59	09949211	54
09920133	109	09932116	45	09948124	51	09948317	59	09949212	54
09920150	108	09932117	45	09948125	51	09948321	59	09949213	54
09920151	108	09932121	45	09948126	51	09948322	59	09949214	54
09920152	108	09932122	45	09948127	51	09948323	59	09949215	54
09920153	108	09932123	45	09948131	51	09948324	59	09949216	54
09920154	108	09932124	45	09948132	51	09948325	59	09949217	54
09920155	108	09932125	45	09948133	51	09948326	59	09949221	54

Article No.	Page	Article No.	Page	Article No.	Page	Article No.	Page
09949222	54	09955111	48	09958214	56	09980034	122
09949223	54	09955112	48	09958215	56	09980085	122
09949224	54	09955113	48	09958216	56	09980086	110
09949225	54	09955114	48	09958217	56	09980087	110
09949226	54	09955115	48	09958221	57	09980088	110
09949227	54	09955116	48	09958222	57	09980089	110
09949231	54	09955117	48	09958223	57	09980090	110
09949232	54	09955118	48	09958224	57	09980091	110
09949233	54	09955121	48	09958225	57	09980092	110
09949234	54	09955122	48	09958226	57	09980093	109
09949235	54	09955123	48	09958227	57	09980095	109
09949236	54	09955124	48	09958231	57	09980096	109
09949237	54	09955125	48	09958232	57	09980097	109
09949241	54	09955126	48	09958233	57	09980098	109
09949242	54	09955127	48	09958234	57	09980101	111
09949243	54	09955128	48	09958235	57	09980102	111
09949244	54	09955131	48	09958236	57	09980103	111
09949245	54	09955132	48	09958237	57	09980104	111
09949246	54	09955133	48			09980105	111
09949247	54	09955134	48	09959101	52	09980106	110
09949261	54	09955135	48	09959102	52	09980107	110
09949262	54	09955136	48	09959103	52	09980109	127
09949263	54	09955137	48	09959104	52	09980110	127
09949264	54	09955138	48	09959105	52	09980111	127
09949265	54			09959106	52	09980112	127
09949266	54	09957300	46	09959107	52	09980113	127
09949267	54	09957301	46	09959111	52	09980114	127
09949301	58	09957302	46	09959112	52	09980115	127
09949302	58	09957303	46	09959113	52	09980116	127
09949303	58	09957304	46	09959114	52	09980117	127
09949304	58	09957305	46	09959115	52	09980118	127
09949305	58	09957306	46	09959116	52	09980119	127
09949306	58	09957307	46	09959117	52	09980120	127
09949307	58	09957320	46	09959121	53	09980121	127
09949311	58	09957321	46	09959122	53	09980122	127
09949312	58	09957322	46	09959123	53	09980123	127
09949313	58	09957323	46	09959124	53	09980124	127
09949314	58	09957324	46	09959125	53	09980125	127
09949315	58	09957325	46	09959126	53	09980126	127
09949316	58	09957326	46	09959127	53	09980127	127
09949317	58	09957327	46	09959131	53	09980128	127
09949321	58			09959132	53	09980129	127
09949322	58	09958101	52	09959133	53	09980130	127
09949323	58	09958102	52	09959134	53	09980131	127
09949324	58	09958103	52	09959135	53	09980132	127
09949325	58	09958104	52	09959136	53	09980133	127
09949326	58	09958105	52	09959137	53	09980134	127
09949327	58	09958106	52	09959201	56	09980135	127
09949331	58	09958107	52	09959202	56	09980136	127
09949332	58	09958111	52	09959203	56	09980137	127
09949333	58	09958112	52	09959204	56	09980138	127
09949334	58	09958113	52	09959205	56	09980139	127
09949335	58	09958114	52	09959206	56	09980140	126
09949336	58	09958115	52	09959207	56	09980141	109
09949337	58	09958116	52	09959211	56	09980142	109
09949341	58	09958117	52	09959212	56	09980143	109
09949342	58	09958121	53	09959213	56	09980145	109
09949343	58	09958122	53	09959214	56	09980283	118
09949344	58	09958123	53	09959215	56	09980284	118
09949345	58	09958124	53	09959216	56	09980380	110
09949346	58	09958125	53	09959217	56	09980381	110
09949347	58	09958126	53	09959221	57	09980382	110
09949361	58	09958127	53	09959222	57	09980383	110
09949362	58	09958131	53	09959223	57	09980384	110
09949363	58	09958132	53	09959224	57	09980385	110
09949364	58	09958133	53	09959225	57	09980386	110
09949365	58	09958134	53	09959226	57	09980387	110
09949366	58	09958135	53	09959227	57	09980388	110
09949367	58	09958136	53	09959231	57	09980389	110
		09958137	53	09959232	57	09980390	110
09950011	125	09958201	56	09959233	57	09980391	110
		09958202	56	09959234	57	09980392	110
09955101	48	09958203	56	09959235	57	09980393	110
09955102	48	09958204	56	09959236	57	09980394	110
09955103	48	09958205	56	09959237	57	09980395	110
09955104	48	09958206	56			09980396	110
09955105	48	09958207	56	09980028	120	09980397	110
09955106	48	09958211	56	09980029	122	09980400	111
09955107	48	09958212	56	09980030	122	09980401	116
09955108	48	09958213	56	09980033	122	09980402	117
						09980403	116
						09980404	117
						09980405	116
						09980406	117
						09980407	116
						09980408	117
						09980409	116
						09980410	117
						09980411	116
						09980412	117
						09980413	116
						09980414	117
						09980415	116
						09980416	117
						09980417	116
						09980418	117
						09980420	117
						09980421	116
						09980422	117
						09980424	117
						09980425	116
						09980426	117
						09980427	117
						09980429	117
						09980430	117
						09980431	117
						09980432	116
						09980433	116
						09980434	116
						09980435	117
						09980436	116
						09980437	117
						09980438	117
						09980439	117
						09980440	117
						09980442	117
						09980443	117
						09980445	117
						09980446	117
						09980447	117
						09980448	116
						09980450	117
						09980451	117
						09980452	117
						09980497	123
						09980498	128
						09980499	128
						09980640	127
						09980641	127
						09980652	129
						09980653	129
						09980654	122
						09980671	111
						09980672	111
						09980673	111
						09980674	122
						09980698	120
						09980715	115
						09980716	115
						09980717	118
						09980718	118
						09980719	115
						09980720	115
						09981001	115
						09981002	115
						09981003	115
						09981004	115
						09981005	115
						09981006	115
						09981007	115
						09981008	115
						09981009	115
						09981010	115
						09981011	115
						09981012	115
						09981013	115
						09981014	115
						09981015	115
						09981016	115

<u>Article No.</u>	<u>Page</u>	<u>Article No.</u>	<u>Page</u>	<u>Article No.</u>	<u>Page</u>	<u>Article No.</u>	<u>Page</u>	<u>Article No.</u>	<u>Page</u>
09981017	115	09981043	113	09981059	112	09981076	113	09981095	128
09981030	113	09981044	113	09981060	112	09981077	113	09981096	127
09981031	113	09981045	113	09981061	112	09981080	113	09981108	112
09981032	113	09981046	113	09981062	112	09981081	113	09981110	124
09981033	113	09981047	113	09981063	112	09981084	114	09981115	123
09981034	113	09981050	114	09981064	112	09981085	114		
09981035	113	09981051	114	09981065	112	09981086	114	5900188B	126
09981036	113	09981052	112	09981066	112	09981087	112		
09981037	113	09981053	112	09981067	112	09981088	112		
09981038	113	09981054	112	09981069	123	09981089	112		
09981039	113	09981055	112	09981070	113	09981090	120		
09981040	113	09981056	112	09981071	113	09981091	120		
09981041	113	09981057	112	09981072	113	09981092	120		
09981042	113	09981058	112	09981075	113	09981093	112		

# Index of products

<b>A</b>		DFS 2 AC S	26	DMCCB 2	44	EK-4	126	RH 300	112
AS 25-Gi	126	DFS 2 B NK	40	DMCCB 3	44	ELS 3	105	RH 400	112
AS 25-SLi	126	DFS 2 B SK	33	DMCCB 4	44	ES/35 G/S	126	RH-KA	123
AS 25-Si	126	DFS 2 B+	38	DMCCB 5	44	EV-S BS	126	RI 008	115
		DFS 2 F	30	DMCCB 6	44	EV-S G	107	RI 012	115
<b>B</b>		DFS 2 F Audio	32	DMCCB 7	44	EV-S G ANL	108	RI 024	115
B G12TE	109	DFS 4 A	11	DMD-P	124	EV-S G ANR	108	RI 024 DC	115
B G60TE	109	DFS 4 A EV	16	DMRCD 1 A	62			RI 230	115
BG2	108	DFS 4 A FT	18	DMRP 230	124	<b>F</b>		RK 12	122
BG4	108	DFS 4 A KV	15	DO2	109	FAM 1	125	RK 12 S	122
		DFS 4 A KV Twin	21	DPB 16 01-100	44	FIB	48	RK 24	122
<b>C</b>		DFS 4 A NA	22	DPB 32 01-010	44	FIC	48	RK 3 U	122
Champ 1	119	DFS 4 A S	13	DPB 32 01-110	44	FS-GE	128	RK 81	122
Champ 2 L/F	119	DFS 4 A S Twin	22	DRCA 1 CT 070	120	FS-GZ	128	RK 81 S	122
Champ 2 L/F HD	120	DFS 4 A Twin	20	DRCA 1 CT 105	120	FSE 1	118	RK M36	129
Coron 2	111	DFS 4 A V	19	DRCA 1 CT 140	120			RK M54	129
Coron 2 retaining springs	122	DFS 4 A W	18	DRCA 1 set	120	<b>G</b>		RL 230-1GR	120
Cylinder lock	127	DFS 4 AC	25	DRCBO 4 Hi 1	123	G.1.56.16/90°iso	108	RL 230-1RT	120
		DFS 4 AC FT	28	DRCBO 3	45	G.1.56.80/12/90°iso	108	RL 230-1W	120
		DFS 4 AC Hz	29	DRCBO 4	58	G.2.56.130/16	108	RLR 1	118
<b>D</b>		DFS 4 AC S	27	DRCCB 5	22	GGW	128	RLR 2	118
DASA 12	125	DFS 4 AC S FT	27	DRCCB 5 CM	124	GM.2.56.100/10	108	RS 008	113
DASA 230	125	DFS 4 AC W	29	DRCM 1A	62	GM.3.54.100/10/N	108	RS 012	113
DASA 24	125	DFS 4 B NK	41	DSE D02-01 EI	127	GM.3.54.130/16/N	108	RS 024	113
DASA 48	125	DFS 4 B NK S	42	DSE D02-02 EI	127	GM.3.57.100/10	108	RS 230	113
DASA 8	125	DFS 4 B NK S V500	43	DSE D02-02 MI	127	GM.3.57.130/16	108	RS-KB	127
DASA 9	125	DFS 4 B SK	34	DSE D02-04 EI	127	GM.4.56.100/10	108	RSS/RT 016	114
DAX	124	DFS 4 B SK MI	35	DSE D02-04 MI	127	GM.4.56.130/16	108	RSS/RT 016 L	114
DCT A-020	62	DFS 4 B SK NA	38	DSE D02-06 EI	127			RSZ 024	114
DCT A-035	62	DFS 4 B SK S	35	DSE D02-06 MI	127	<b>H</b>		RSZ 230	114
DCT A-070	62	DFS 4 B SK S V	36	DSE D02-10 EI	127	HS 1	116	RTZ 2	115
DCT A-105	62	DFS 4 B SK V	37	DSE D02-10 MI	127	HS 2	116	RTZ F	115
DCTRA A 020/0,30-I	62	DFS 4 B+	39	DSE D02-16 EI	127	HS 3	116	RUD 1	121
DCTR B NK 020/0,30-I	62	DFS 4 B+ MI	40	DSE D02-16 MI	127	HSH 11	123	RUD 2	121
DCTR B NK 035/0,30-I	62	DFS 4 F	31	DSE D02-20 EI	127	HSP-25	128	RUR 1	118
DCTR B NK 070/0,30-I	62	DFS 4 F Audio	32	DSE D02-20 MI	127	HSP-40/63	128	RUR 3	118
DCTR B-X Hz 035-PoE	62	DFS 4 F EV	32	DSE D02-25 EI	127			RVS 3.125.120	108
DCTR B-X Hz 070-PoE	62	DFS 4 F EV HD	32	DSE D02-25 MI	127	<b>K</b>		RVS 3.150.120	108
DCTR A 035/0,30-I	62	DFS switch stickers	124	DSE D02-35 EI	127	KA-DFS2	123	RZM 128	115
DCTR A 070/0,30-I	62	DHS 2	111	DSE D02-35 MI	127	KA-DFS4	123	RZQ 248	115
DCTR A 105/0,30-I	62	DHS 4	111	DSE D02-40 EI	127	KA-DLS/RH	123		
DEASS	123	DHi 11	123	DSE D02-40 MI	127	<b>L</b>		<b>S</b>	
DFA 2	106	DHi 12	123	DSE D02-50 EI	127	LF 1	120	SIR 16 L	114
DFA 2 - 1	106	DHi 2	123	DSE D02-50 MI	127	LSG 4 DALI	121	SIRO	121
DFA 2 - 2	106	DHi 3	123	DSE D02-63 EI	127	LT 0500	121	SIRW	122
DFA 2 - 3	106	DHi 4	123	DSE D02-63 MI	127	LT 0500 M	121	SIWH	129
DFA 2-4	106	DHi 5	123	DSHT	125	LT 1200	121	SIWR	122
DFA 2-RC	124	DHi 6	123	DSP 06-2	119	LT 1200 M	121	SIWS	122
DFA 3	106	DHi 7	123	DSP 06-3	119				
DFL 8 A	60	DHi 8	123	DSP 10-2	119	<b>N</b>		<b>T</b>	
DFL 8 A X	60	DHi 9	123	DSP 10-3	119	N 7 housing	124	Twin terminal, 3-pole, 3x2x35	126
DFL 8 B NK	61	DHi-S10	125	DTSW Astro 1	116			Tytan	110
DFL 8 B NK X	61	DHi-S11	125	DUVT	125	<b>P</b>			
DFL 8 B SK	61	DLS 6 label sheets	126	Dasy 10	118	Plastic lock	127	<b>U</b>	
DFL 8 B SK X	60	DLS 6h	63	Dasy 16	118			Uno D	115
DFL 8 B SK X V	61	DLS 6hdc	67	Dasy MH	128			Uno QRD	115
DFS 2 A	10	DLS 6hsl	68	Dasy TC	119			Uno QRS	115
DFS 2 A FT	17	DLS 6i	70	Data Micro +	116	<b>R</b>			
DFS 2 A KV	14	DLS 8	94	Data Micro 2+	116	RCBO 1	46		
DFS 2 A KV Twin	21	DLS 9 DL	103			RCBO 2	46		
DFS 2 A S	12	DLS 9 UL	99	<b>E</b>		RD 05	128		
DFS 2 A S Twin	22	DMCB 2	105	EDS 16	118	RDS 6	120		
DFS 2 A Twin	20	DMCB 2 Hi 1	123	EK-1	126	RDS 9	120		
DFS 2 AC	24	DMCB 2 ASA 1	125	EK-2	126	RG 016	113		
DFS 2 AC FT	28	DMCCB 1	44	EK-3	126	RH 100	112	<b>W</b>	
DFS 2 AC Hz	28					RH 200	112	WES	123







## Visit us on the Internet: [www.doepke.de](http://www.doepke.de)

- You will be provided with news about our products and activities.
- Get documents free of charge, e. g. tender texts, flyers, brochures, configuration or manuals.
- Get in contact with us, we will call back.
- Informations and technical data for all products are at your disposal.
- Get informations about contact partners at Doepke, your responsible sales representant and much more.



**Doepke** Schaltgeräte GmbH  
Stellmacherstraße 11  
26506 Norden, Germany

@ info@doepke.de  
T +49 (0) 49 31 18 06-0  
F +49 (0) 49 31 18 06-101

www doepke.de

All illustrations in this price list are non-binding.

Please gather all technical data from our current main catalogue.

With the publishment of this price list all preceding issues become invalid.

We charge a fee of 20,00 € for small-volume purchases and individual deliveries up to 100,00 €.

Design changes are subject to change.

The "General terms and conditions of sale for products and services of the electrical industry" apply to all orders.

Article Number 59 615 01 | Issue Date 02/2020

© Doepke Schaltgeräte GmbH | Technical data subject to change