

Approved for intrinsic fire resistance, material: Thermoplastic



AKMF 40

- Cable glands
- for knockouts M 40

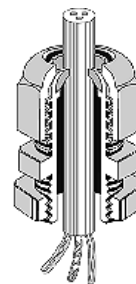


- sealing range: Ø 19-28 mm
- ISO thread M 40 x 1.5
- bore-hole: Ø 40.3 mm
- wall thickness up to 3 mm
- with strain relief and locknut
- for indoor - normal environment and (or) protected outdoor installation
- ambient temperature - 25 °C to + 55 °C
- glow wire test IEC 60695-2-11: 960 °C
- degree of protection: IP 66
- colour: orange, RAL 2003

tightening torque	10,0 Nm
width across flats of cable glands	46 mm
Dimension across corners of cable glands Ø	50,5 mm
width across flats of nut	50 mm
dimension across corners Ø	54,1 mm
material	PA Polyamide
Weight	0 kg
glow wire test	IEC 60695-2-11 960°C
in accordance with	EN 50262

Drawings



Dimension drawing



Operating and ambient conditions

Application area	Suitable for indoor installation and outdoor installation, protected against weather influences
Ambient temperature	Average value over 24 hours + 55 °C Maximum value + 70 °C Minimum value - 25 °C
Fire protection in the event of internal faults	Demands placed on electrical devices from standards and laws Minimum requirements - Glow wire test in accordance with IEC 60695-2-11: - 650° C for boxes and cable glands
Burning behaviour	Glow wire test IEC 60695-2-11: 960 °C UL Subject 94: V-0 flame-retardant self-extinguishing
Toxic behaviour	halogen-free silicone-free "halogen-free" in accordance with the examination of the cables

Approved for intrinsic fire resistance, material: Thermoplastic

	<p>AKMF 40</p> <ul style="list-style-type: none">• Cable glands• for knockouts M 40	
---	---	---

and insulated wires - corrosiveness of fumes - as per IEC 60 754-2

Note:

For material properties see technical data.