Viking™ 3 terminal blocks with screw connection and accessories

for copper cables

Approvals (p. 858)

			ELECTRICAL FUNCTION		TERMINAL BLOCKS				INSULATION		EQUIPOTENTIAL LINK					PROTECTION		MEASURE-MENT
					Nominal cross-section (mm²)	Pitch (mm)	Colour	Cat.Nos	End cap	Separation and insulation divider	Automatic insertion birdging comb: 2 red blocks	Automatic insertion birdging comb: 10 red blocks	Automatic insertion birdging comb: 10 blue blocks	Comb for 12 blocks, side	Bar for 12 blocks, front	Single pole screen	Cut to length screen	Test socket
 0 371 61, 0 371 63, 0 371 64, 0 371 66, 0 371 69, 0 371 68, 0 371 00, 0 371 08, 0 371 20, 0 371 30, 0 371 78, 0 371 98	**Connecting** (p. 294)	1 connection - 1 entry/1 outlet			2.5	5		0 371 60 0 371 00 0 371 20 0 371 30	0 375 50(2)	0 375 60	0 375 02	0 375 01 ●	0 375 00 ●			0 375 65	0 375 68	0 375 27(7)
					4	6		0 371 61 0 371 01 0 371 21 0 371 31 0 371 77	0 375 50(2)	0 375 60	0 375 05	0 375 04 ●	0 375 03 ●			0 375 65	0 375 68	0 375 27(7)
					6	8		0 371 62 0 371 02 0 371 78	0 375 50(2)	0 375 60	0 375 07(6) 0 375 08(6)					0 375 66	0 375 68	0 375 27
					10	10		0 371 63 0 371 03	0 375 50(2)	0 375 60					0 375 40	0 375 66	0 375 68	0 375 75
					16	12		0 371 64 0 371 04 0 371 98	0 375 51	0 375 61					0 375 42	0 375 67	0 375 69	0 375 76
					35	15		0 371 65 0 371 05 0 371 99	0 375 51	0 375 61					0 375 44	0 375 67	0 375 69	0 375 76
					70	22		0 371 66	built-in									
		1 connection - 2 entries/2 outlets			4	6		0 371 69 0 371 09	0 375 52	0 375 62	0 375 05	0 375 04 ●	0 375 03 ●					0 375 27(7)
		2 connections on 2 levels			2.5	5		0 371 67 0 371 07	0 375 53	0 375 63	0 375 02	0 375 01 ●	0 375 00 ●					0 375 27(3)(7)
					4	6		0 371 68 0 371 08	0 375 53	0 375 63	0 375 05	0 375 04 ●	0 375 03 ●					0 375 27(3)(7)
		3 connections on 3 levels			2.5	5		0 371 51	0 375 54	0 375 54	0 375 02(3)	0 375 01 ●(3)	0 375 00 ●(3)	0 375 46 ●(5) 0 375 47 ●(5)				0 375 27(3)(7)
0 371 71, 0 371 76, 0 371 79	**For protection conductor** (p. 294)	1 connection - 1 entry/1 outlet - metal base			2.5	5		0 371 70	0 375 50(2)									
					4	6		0 371 71										
					6	8		0 371 72										
					10	10		0 371 73										
					16	12		0 371 74	0 375 51									
					35	15		0 371 75										
					35	15		0 371 76										
		1 connection - 2 entries/2 outlets - metal base			4	6		0 371 79	0 375 52									
 0 371 80, 0 371 81, 0 371 84, 0 371 86, 0 371 87	**Disconnect** (p. 295)	1 connection	Open (to be equipped)		2.5	6		0 371 80	0 375 55	0 375 62	0 375 05	0 375 04 ●	0 375 03 ●					0 375 27(7)
			For fuse cartridge 5 x 20 with handle lever					0 371 81	0 375 55	0 375 62	0 375 05	0 375 04 ●	0 375 03 ●					
			For fuse cartridge 5 x 20 with handle lever + blown fuse indicator					0 371 81 + 0 375 24/25(1)										
			For neutral circuit with handle lever					0 371 82										
			For standard circuit	With handle lever				0 371 83										
				With mini lever				0 371 84	0 375 55	0 375 62	0 375 05	0 375 04 ●	0 375 03 ●					0 375 27(7)
			For circuit not broken	With handle lever				0 371 85	0 375 55	0 375 62	0 375 05	0 375 04 ●	0 375 03 ●					
				With mini lever				0 371 86	0 375 55	0 375 62	0 375 05	0 375 04 ●	0 375 03 ●					0 375 27(7)
			For fuse cartridge 5 x 20 with screwed plug		10	12		0 371 87	0 375 56									
 0 371 53, 0 371 56	**Function blocks** (p. 295)	1 connection	Modular		2.5	5		0 371 53	0 375 55		0 375 02	0 375 01 ●	0 375 00 ●					0 375 27(7)
			Diode carrier 1N4007					0 371 54										
		2 connections on 2 levels	Diode carrier 1N4007		4	6		0 371 55	0 375 53	0 375 63	0 375 05	0 375 04 ●	0 375 03 ●					0 375 27(3)(7)
			With voltage presence LED					0 371 56	0 375 53	0 375 63	0 375 05(4)	0 375 04 ●(4)	0 375 03 ●(4)					
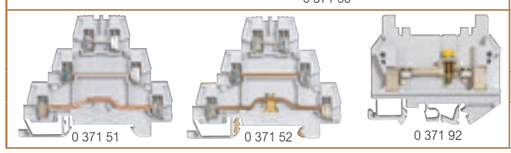 0 371 51, 0 371 52, 0 371 92	**For sensor and actuator** (p. 295)	3 connections on 3 levels	Sensor		2.5	5		0 371 51	0 375 54	0 375 54	0 375 02(3)	0 375 01 ●(3)	0 375 00 ●(3)	0 375 46 ●(5) 0 375 47 ●(5)				0 375 27(3)(7)
			Actuator					0 371 52										
	PNE (p. 294)		Phase/Neutral/Earth															
	Measurement (p. 295)	1 connection	Disconnect for measuring circuit		4	8		0 371 92	0 375 57									0 375 77

ASSOCIATED PRODUCTS

End stops (p. 298)

Label holder for end stop (p. 298)

Handle lever mini lever (p. 299)

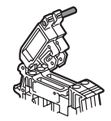
Joining rods for disconnect blocks (p. 299)

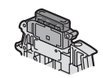
Blown fuse indicators (p. 299)

Shielding (p. 300)

CAB 3 marking system (p. 308)

1: Blown fuse indicator 12/24/48 V ⎓ /∿ Cat.No 0 375 24 or 110/250 V∿ Cat.No 0 375 25 - 2: Or end stop Cat.No 0 375 10 - 3: Upper level only - 4: Lower level only - 5: Lower and intermediate levels

6: Cat.No 0 375 07 for 3 terminal blocks - 7: Permanent measurement: side by side installation of 2 test sockets not possible