

# ColorBlast IntelliHue Powercore gen4

Date: \_\_\_\_\_  
Type: \_\_\_\_\_  
Firm Name: \_\_\_\_\_  
Project: \_\_\_\_\_

**100 – 277 VAC, 20° Spread Lens,  
White Housing, UL/CE/CQC**

## Exterior versatile and customizable luminaire with intelligent white and color light

ColorBlast IntelliHue Powercore produces high-quality white, pastel, and saturated color light, in the same precisely controllable luminaire. IntelliHue technology delivers exceptional CRI and the ability to choose any CCT between 2000 K and 10000 K. ColorBlast IntelliHue Powercore offers a range of accessories that allow for customizable beam angles for floodlighting, spotlighting, wall washing, and grazing, along with the efficiency and cost-effectiveness of Powercore technology in a rugged die-cast aluminium housing.



- Expands customization with a wide range of new accessory options. In addition to the native 10° lens, five different spread lenses can customize the luminaire to produce 20°, 40°, 60°, 80°, and 10° x 40° (asymmetric) beam angles. Three housing color choices (black, gray, and white) – plus the option to add or combine a louver, rock guard, full glare shield, and half glare shield – create new aesthetic possibilities for designers and architects.
- Improves color consistency between all LED luminaires in a family with Chromasync technology. During the manufacturing process a calibrated light measurement device creates an algorithm to define a common color gamut for an entire family of LED luminaires. When Chromasync is enabled, color consistency between luminaires is achieved without having to manually adjust color points on each luminaire.
- Meets ASTM B117 standard for > 1,500 hours of corrosion resistance and ANSI C136.31-2010 standard with a 3G vibration rating.
- Delivers R9 values that can reach up to 81. Saturated red light gives objects and surfaces a vibrant and rich color that is ideal for spaces where ambience is important.
- Features an innovative, redesigned optical system that improves the quality of light from each LED, enhancing the color uniformity and color mixing capabilities of each ColorBlast IntelliHue Powercore gen4 luminaire.
- Improves durability with new flat lens that prevents water from pooling into the luminaire, keeping the LEDs protected and secure over the course of a luminaire's lifetime.
- Integrates patented Powercore technology that controls power output to luminaires directly from line voltage – rapidly, efficiently, and accurately. The Color Kinetics Data Enabler Pro merges line voltage with control data and delivers them to luminaires over a single standard cable, dramatically simplifying installation and lowering total system cost.
- Accepts power input of 100 to 277 VAC.
- Works seamlessly with the complete Color Kinetics line of controllers, including ColorDial Pro, iPlayer 3, and Light System Manager – as well as third-party controllers.

For detailed product information, please refer to the Blast Family Product Guide at [www.colorkinetics.com/global/products/intellihue/colorblast-powercore-gen4/](http://www.colorkinetics.com/global/products/intellihue/colorblast-powercore-gen4/)

# Specifications

Due to continuous improvements and innovations, specifications may change without notice.

## Output

|                                      |                           |
|--------------------------------------|---------------------------|
| Beam Angle                           | 20°                       |
| Lumens All Channels Full On†         | 2,121                     |
| Efficacy (lm/W) All Channels Full On | 40.2                      |
| LED Channels                         | Red/Green/Blue/Mint White |

## Electrical

|  |  |
|--|--|
| Input Voltage                          | 100 to 277 VAC, auto-ranging, 50/60 Hz |
| Power Consumption                      | 50 W                                   |
| (Maximum at full output, steady state) |  |
| Power Factor                           | 0.99 @ 120 VAC<br>0.88 @ 277 VAC       |

For Surge Protection Requirements for LED Lighting Systems, please refer to [www.colorkinetics.com/KB/surge-protection](http://www.colorkinetics.com/KB/surge-protection).

## Control

|           |                                 |
|-----------|---------------------------------|
| Interface | Data Enabler Pro (DMX/Ethernet) |
|-----------|---------------------------------|

## Control System

Color Kinetics full range of controllers, including Light System Manager, Video System Manager Pro, iPlayer 3, Antumbra iColor Keypad, and ColorDial Pro, or third-party controllers

|                                |  |
|--------------------------------|--|
| Remote Monitoring & Management | Philips ActiveSite Ready, works with Interact Landmark |
|--------------------------------|--|

## Lumen Maintenance

| Threshold§      | Ambient Temperature | Reported¶ | Calculated¶ |
|-----------------|---------------------|-----------|-------------|
| L <sub>90</sub> | 25 °C               | 51,400    | 51,400      |
|                 | 50 °C               | 51,400    | 51,400      |
| L <sub>80</sub> | 25 °C               |           | > 100,000   |
|                 | 50 °C               | > 72,000  | > 100,000   |
| L <sub>70</sub> | 25 °C               | > 72,000  | > 100,000   |
|                 | 50 °C               | > 72,000  | > 100,000   |
| L <sub>50</sub> | 25 °C               | > 72,000  | > 100,000   |
|                 | 50 °C               | > 72,000  | > 100,000   |

## Physical

|                                    |  |
|------------------------------------|--|
| Dimensions                         | 183.7 x 338 x 171 mm (7.2 x 13.3 x 6.75 in)    |
| (Height x Width x Depth)           |  |
| Weight                             | 3.9 kg (8.2 lb)                                |
| Effective Projected Area (EPA)     | 0.068 m² (0.73 ft²)                            |
| (Luminaire plus Full Glare Shield) |  |
| Housing Material                   | Die-cast aluminium, white powder-coated finish |
| Lens                               | Clear tempered glass                           |
| Luminaire Connections              | 1.8 m (6 ft) unified power/data cable          |

## Temperature Ranges

-40 to 50 °C (-40 to 122 °F) Operating  
-20 to 50 °C (-4 to 122 °F) Startup  
-40 to 80 °C (-40 to 176 °F) Storage

## Vibration Resistance

|                                |      |
|--------------------------------|------|
| Complies with ANSI C136.31, 3G |      |
| Mechanical Impact              | IK10 |

## Corrosion Resistance

|  |                          |
|--|--------------------------|
| Complies with ASTM B117 standard for > 1,500 hours |                          |
| Humidity   | 0 to 95%, non-condensing |

## Luminaire Run Lengths

To calculate luminaire run lengths and total power consumption for your specific installation, download the Configuration Calculator from [www.colorkinetics.com/support/install\\_tool/](http://www.colorkinetics.com/support/install_tool/)

## Certification and Safety

|             |  |
|-------------|--|
| Approbation | UL/cUL, FCC Class A, CE, PSE, CQC, RCM |
| Environment | Dry/Damp/Wet Location, IP66            |



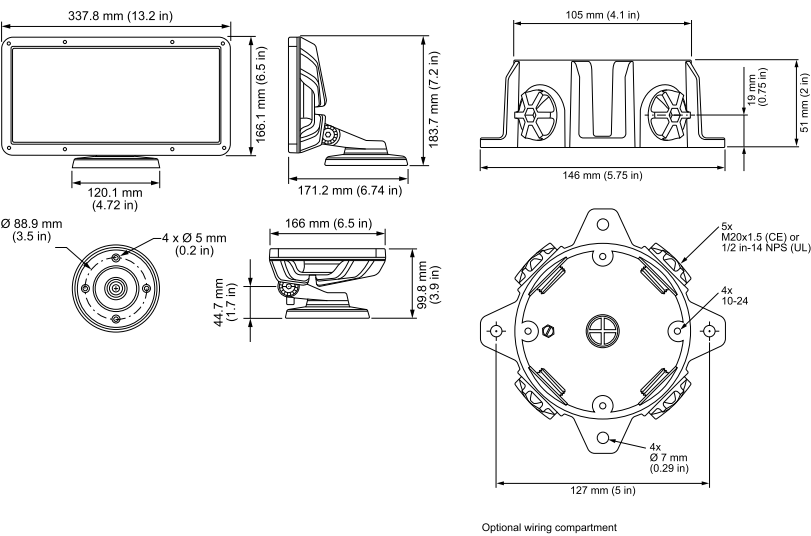
\* Correlated color temperature (CCT) complies with ANSI C78.377-2008 for the chromaticity of solid state lighting products.

† Lumen measurement complies with IES LM-79-08 testing procedures.

§ Lxx = xx% lumen maintenance (when light output drops below xx% of initial output). All values are given at B10, or the median value where 90% of the LED population is better than the reported or calculated lumen maintenance measurement.

¶ Lumen maintenance figures are based on lifetime prediction graphs supplied by LED source manufacturers. Whenever possible, figures use measurements that comply with IES LM-80-08 testing procedures. In accordance with TM-21-11, Reported values represent the interpolated value based on six times the LM-80-08 total test duration (in hours). Calculated values represent time durations that exceed six times the total test duration.

Dimensions



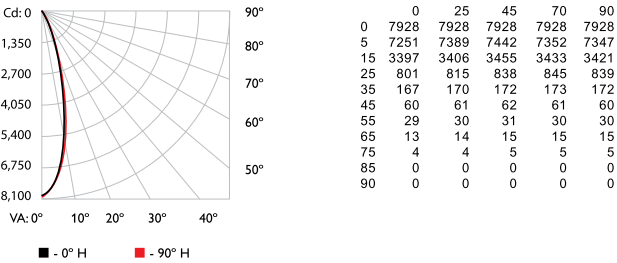
Photometrics, all channels full on

Photometric data is based on test results from an independent NIST traceable testing lab. IES data is available at [www.colorkinetics.com/support/ies](http://www.colorkinetics.com/support/ies).

|                                      |                      |
|--------------------------------------|----------------------|
| Beam Angle                           | 20°                  |
| LEDs                                 | All channels full on |
| Lumens All Channels Full On          | 2,121                |
| Efficacy (lm/W) All Channels Full On | 40.2                 |



Polar Candela Distribution

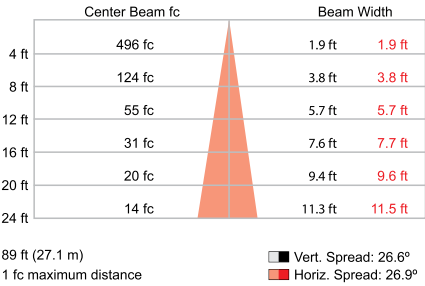


Zonal Lumen

| Zone   | Lumens  | % Luminaire |
|--------|---------|-------------|
| 0-30   | 1,929.6 | 90.7%       |
| 0-40   | 2,038.5 | 95.8%       |
| 0-60   | 2,110.3 | 99.2%       |
| 0-90   | 2,127.2 | 100.0%      |
| 60-90  | 17.0    | 0.8%        |
| 70-100 | 4.0     | 0.2%        |
| 90-120 | 0.0     | 0.0%        |
| 90-180 | 0.0     | 0.0%        |
| 0-180  | 2,127.2 | 100.0%      |

For lux multiply fc by 10.7

Illuminance at Distance



Coefficients of Utilization - Zonal Cavity Method

|        |      | Effective Floor Cavity Reflectance: 20% |      |      |      |      |      |      |      |      |      |      |      |      |      |      |      |      |
|--------|------|---|------|------|------|------|------|------|------|------|------|------|------|------|------|------|------|------|
| RCC %: | 80   | 70                                      |      |      |      | 50   |      |      |      | 30   |      |      |      | 10   |      |      |      | 0    |
| RW %:  | 70   | 50                                      | 30   | 0    | 70   | 50   | 30   | 0    | 50   | 30   | 20   | 50   | 30   | 20   | 50   | 30   | 20   | 0    |
| RCR:   |      |   |      |      |      |      |      |      |      |      |      |      |      |      |      |      |      |      |
| 0      | 1.19 | 1.19                                    | 1.19 | 1.19 | 1.16 | 1.16 | 1.16 | 1.00 | 1.11 | 1.11 | 1.11 | 1.06 | 1.06 | 1.06 | 1.02 | 1.02 | 1.02 | 0.96 |
| 1      | 1.15 | 1.12                                    | 1.10 | 1.08 | 1.12 | 1.10 | 1.08 | 0.96 | 1.06 | 1.05 | 1.03 | 1.03 | 1.01 | 1.00 | 0.99 | 0.98 | 0.98 | 0.96 |
| 2      | 1.10 | 1.06                                    | 1.03 | 1.01 | 1.08 | 1.05 | 1.02 | 0.92 | 1.02 | 0.99 | 0.97 | 0.99 | 0.97 | 0.95 | 0.96 | 0.95 | 0.93 | 0.92 |
| 3      | 1.06 | 1.01                                    | 0.97 | 0.94 | 1.05 | 1.00 | 0.96 | 0.89 | 0.98 | 0.95 | 0.92 | 0.95 | 0.93 | 0.91 | 0.93 | 0.91 | 0.89 | 0.88 |
| 4      | 1.03 | 0.97                                    | 0.93 | 0.89 | 1.01 | 0.96 | 0.92 | 0.85 | 0.94 | 0.90 | 0.88 | 0.92 | 0.89 | 0.87 | 0.90 | 0.88 | 0.86 | 0.85 |
| 5      | 0.99 | 0.93                                    | 0.88 | 0.85 | 0.98 | 0.92 | 0.88 | 0.82 | 0.90 | 0.87 | 0.84 | 0.89 | 0.86 | 0.83 | 0.87 | 0.85 | 0.83 | 0.81 |
| 6      | 0.96 | 0.89                                    | 0.85 | 0.81 | 0.95 | 0.88 | 0.84 | 0.79 | 0.87 | 0.83 | 0.81 | 0.86 | 0.83 | 0.80 | 0.85 | 0.82 | 0.80 | 0.80 |
| 7      | 0.93 | 0.86                                    | 0.81 | 0.78 | 0.92 | 0.85 | 0.81 | 0.77 | 0.84 | 0.80 | 0.78 | 0.83 | 0.80 | 0.77 | 0.82 | 0.79 | 0.78 | 0.78 |
| 8      | 0.90 | 0.83                                    | 0.78 | 0.75 | 0.89 | 0.82 | 0.78 | 0.74 | 0.81 | 0.78 | 0.75 | 0.81 | 0.77 | 0.75 | 0.80 | 0.77 | 0.74 | 0.73 |
| 9      | 0.87 | 0.80                                    | 0.76 | 0.73 | 0.86 | 0.80 | 0.75 | 0.72 | 0.79 | 0.75 | 0.72 | 0.78 | 0.75 | 0.72 | 0.77 | 0.74 | 0.72 | 0.71 |
| 10     | 0.85 | 0.78                                    | 0.73 | 0.70 | 0.84 | 0.77 | 0.73 | 0.70 | 0.76 | 0.73 | 0.70 | 0.76 | 0.72 | 0.70 | 0.75 | 0.72 | 0.70 | 0.69 |

# Luminaire and Accessories

Use Item Number when ordering in North America

## Luminaire

|   | Item Number   | Item 12NC    |
|---|---------------|--------------|
| ColorBlast IntelliHue Powercore gen4 100 - 277 VAC, White Housing, UL/CE/CQC  | 423-000011-00 | 912400130371 |
| Luminaire only. Values in this specification sheet represent both the luminaire and spread lens combined. Spread lens available below in Associated Part. |               |              |

## Associated Part

|  |               |              |
|--|---------------|--------------|
| 20° Spread lens  | 120-000185-08 | 912400130344 |
| Trim Ring required for mounting. Must be ordered separately. |               |              |

## Accessories

|                                  |               |              |
|----------------------------------|---------------|--------------|
| Trim Ring, White                 | 120-000185-00 | 912400130336 |
| Louver, White                    | 120-000185-04 | 912400130340 |
| Rock Guard, White                | 120-000185-06 | 912400130342 |
| Half Glare Shield, White         | 120-000185-13 | 912400130349 |
| Full Glare Shield, White         | 120-000185-02 | 912400130338 |
| Wiring Compartment UL/cUL, White | 106-000011-31 | 910503704148 |
| Wiring Compartment CE, White     | 106-000011-41 | 910503703276 |

## Power Supplies

|   |               |              |
|---|---------------|--------------|
| Data Enabler Pro, 3/4 in / 1/2 in NPT (U.S. trade size conduit) | 106-000004-00 | 910503701210 |
| Data Enabler Pro, PG21/PG13 (metric size conduit)               | 106-000004-01 | 910503701211 |



© 2020 Signify Holding. All rights reserved. Specifications are subject to change without notice. No representation or warranty as to the accuracy or completeness of the information included herein is given and any liability for any action in reliance thereon is disclaimed.

Color Kinetics  
[www.colorkinetics.com/global/products/intellihue/colorblast-powercore-gen4/](http://www.colorkinetics.com/global/products/intellihue/colorblast-powercore-gen4/)