

# Viking™ 3 terminal blocks with spring connection

## Characteristics

V2 polyamide according to UL 94, 960 °C according to IEC EN 60695-2-11  
Insulating material for terminal blocks: polyamide - 30° C to + 100° C

## Connecting blocks

Cat.Nos	Voltage (V)			Current (A)			Nominal cross-section		
	IEC	CSA	UL	IEC	CSA	UL	IEC (mm²)	CSA (AWG)	UL (AWG)
0 372 00	800	600	600	32	20	20	4	12	12
0 372 01				41	30	30	6	10	10
0 372 02				57	50	50	10	8	8
0 372 03				76	60	60	16	6	6
0 372 04	500	300	300	20	20			10	10
0 372 07									
0 372 08									
0 372 09									
0 372 20	800	600	600	32	20	20	4	12	12
0 372 21									
0 372 40									
0 372 41									
0 372 42									
0 372 43									
0 372 44									
0 372 46									
0 372 47									
0 372 60									
0 372 61									
0 372 62									
0 372 63									
0 372 64									
0 372 67	500	300	300	32	20	20	4	12	12
0 372 68									
0 372 69	800	600	600						

IEC 60947-7-1, CSA no. 22-2 no. 158, UL 1059

## Blocks for protection conductor

Cat.Nos	Voltage (V)			Current (A)			Nominal cross-section		
	IEC	CSA	UL	IEC	IEC (mm²)	CSA (AWG)	UL (AWG)		
0 372 10	800	600	600	-	4	12	12		
0 372 11									
0 372 12									
0 372 70									
0 372 71									
0 372 72									
0 372 73 <sup>(1)</sup>				57	10	8	8		
0 372 74 <sup>(1)</sup>				76	16	6	6		
0 372 79				-	4	12	12		

IEC 60947-7-2, CSA no. 22-2 no. 158, UL 1059

1: PEN terminal blocks

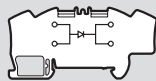
## Function blocks

Cat.Nos	Voltage (V)			Current (A)			Nominal cross-section		
	IEC	CSA	UL	IEC	CSA	UL	IEC (mm²)	CSA (AWG)	UL (AWG)
0 372 54	500	300	300	1	0.6	0.6	4	12	12
0 372 55									
0 372 56									

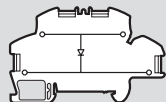
IEC 60947-7-1, CSA no. 22-2 no. 158, UL 1059

## Schematic diagrams

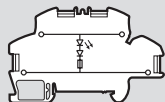
Cat.No 0 372 54



Cat.No 0 372 55



Cat.No 0 372 56



Diode for Cat.Nos 0 372 54/55

- 1N4007 type 1A
- direct current = 1 A
- peak inverse voltage 1000 V
- inverse current 5 µA at 25 °C

## Approved by ATEX:

LCIE 07 ATEX 0010 U-0081 II 1 or 2 G or D Ex e/i/tD/iD II

The terminal blocks with spring connection covered by this certificate are 1- and 2-level connecting terminal blocks, and blocks for protection conductor with metal base (detailed list on p. 858)

The main characteristics are:

Operating temperature: - 30 °C to + 55 °C  
Maximum temperature of materials: + 85 °C

Working voltage acc. to EN 60079-7: 1-level terminal blocks: 500 V  
2-level terminal blocks: 250 V

Rated current:

Conductor cross-section (mm²)	4	6	10	16
Rated current (A)	23	30	42	57

Attestation of conformity of component for the customer is available on request

## Disconnect blocks

Cat.Nos	Voltage (V)			Current (A)			Nominal cross-section		
	IEC	CSA	UL	IEC	CSA	UL	IEC (mm²)	CSA (AWG)	UL (AWG)
0 372 80	500	300	300	15	14	14	2.5	14	14
0 372 81 or 0 372 80 + 0 375 15	250	250	250	6.3	6.3	6.3			
0 372 82	500	300	300	15	14	14			
0 372 83									
0 372 84									
0 372 85									
0 372 86									

IEC 60947-7-1/7-3, CSA no. 22-2 no. 158, UL 1059

## Power according to IEC 60947-7-3

Cat.Nos	Short-circuit		Short-circuit + overload	
	Separate blocks	Assembled blocks	Separate blocks	Assembled blocks
0 372 81 ou 0 372 80 + 0 375 15 <sup>(1)</sup>	4 W / 6.3 A Pvk = 4.75 W	1.6 W / 6.3 A Pvk = 2 W	1.6 W / 6.3 A Pv = 1.65 W	-

(1): With or without blown fuse indicator Cat.No 0 375 25

## Stripped lengths (mm)

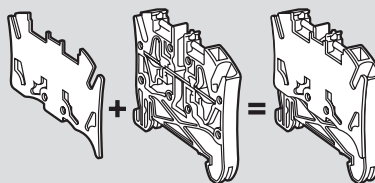
Spring terminal pitch (mm)	Rigid or flexible wire
5	8 to 12
6	
8	
10	8 to 13
12	8 to 15

## Protection against fire and panic risks in public buildings C 12-201 guide

Art. EL 3, definitions: "Security installations are those that have to be put into or maintained in service to ensure the evacuation of the public or facilitate the intervention of the first-aid"  
Art. EL 16, power supply circuits in security installations section 1a: "...the corresponding junction or deviation devices and their enclosures, except for the waterproofing systems, must satisfy the incandescent wire test defined in the standard in force, the temperature of the incandescent wire being 960 °C"  
Viking 3 terminal blocks satisfy the incandescent wire test 960 °C according to standard IEC 60695-2-11

## Blocks with 5 mm pitch/6 mm pitch

The active part of spring terminal blocks with 5 mm pitch is identical to that of blocks with 6 mm pitch. The absence of an end cap is the only difference between blocks with 5 mm pitch and blocks with 6 mm pitch



End cap + block with 5 mm pitch

Block with 6 mm pitch and built-in divider

Terminal blocks with 5 mm pitch are therefore 4 mm² nominal / 32 A blocks. Only a connection with end cap limits terminal blocks with 5 mm pitch to 2.5 mm² / 24 A:

	Rigid conductor	Flexible conductor	Flexible conductor with ferrule
Blocks with 5 mm pitch	6 mm² / 32 A	4 mm² / 32 A	2.5 mm² / 24 A
Blocks with 6 mm pitch			4 mm² / 32 A

Spring terminal blocks with 5 mm pitch can therefore reduce the dimensions of 32 A terminal blocks connected with a rigid or flexible conductor without end cap



Dimensions  
see e-catalogue